



FISCAL YEAR 2022 ANNUAL REPORT



As COVID-19 mandates began to relax, District families made strides toward their new normal in 2022. Markets and the overall economy remained uncertain. Still, local families continued to invest in their children's education and the District did, as well. For example, a District-sponsored Vaccination Contest encouraged local students ages 12-17 to get the vaccine, offering the chance to win a \$25,000 College Scholarship and other prizes.




TABLE OF CONTENTS

- 3.** EXECUTIVE SUMMARY
- 4.** PLAN HIGHLIGHTS
- 6.** DESCRIPTION OF INVESTMENT OPTIONS
- 7.** PERFORMANCE SUMMARY OF INVESTMENT OPTIONS
- 9.** PLAN STATISTICS
- 10.** 529 LITERACY CONTEST
- 11.** DISTRICT OF COLUMBIA COLLEGE ACCESS PROGRAM (DC-CAP) ESSAY CONTEST
- 12.** SPONSOR PROFILES:
OFFICE OF FINANCE AND TREASURY
ASCENSUS COLLEGE SAVINGS
- 14.** D.C. ADMINISTRATIVE TEAM
- 15.** APPENDIX: FINANCIAL STATEMENTS,
NOTES AND REPORT OF INDEPENDENT
CERTIFIED PUBLIC ACCOUNTANTS

EXECUTIVE SUMMARY

Fiscal year 2022 was a down year for investors as both equity and fixed income markets experienced steep declines. A combination of historically high inflation, rising interest rates, the war in Ukraine, and lingering COVID-19 issues weighed on results. U.S. equities, as measured by the S&P 500 Index, posted a decline of 15.5%. Within international equity markets, developed markets outpaced emerging markets declining 25.1% and 28.1%, respectively. Fixed income markets suffered an historic sell-off with domestic fixed income markets, as measured by the Bloomberg Aggregate Index, declining 14.6%, as a result of the jump in interest rates (yields). As yields rise, bond prices decline. The Federal Reserve raised rates three times during fiscal year 2022 in response to the surge in inflation. Non-U.S. fixed income was down 24.8%.

The D.C. College Savings Plan ("Plan") assets declined in fiscal year 2022. Assets declined from \$1.019 billion to \$948.3 million, a decrease of 6.9%. The Plan added 3,772 new accounts. At fiscal year end, the Plan had 36,904 accounts with an average account balance of \$25,696.

Ascensus, the Plan administrator, continued their very effective communication and education campaigns to current and prospective account owners covering a wide range of topics including how to enroll, investment strategies, tax benefits and Ugift® (a program that allows friends and family to contribute to any account). These outreach initiatives were communicated using emails, digital, and newspaper advertisements.

In fiscal year 2022, Ascensus continued to ensure that all Wards of the District were made aware of the Plan by holding a combination of workshops and virtual webinars, held in response to the COVID-19 pandemic, at a variety of employer and community sites. In addition, Ascensus staffed information tables at different venues to help raise awareness on the importance of saving for education. In spite of the pandemic, contributions into the plan increased by \$2.7 million or 2.1%.

The Office of Finance and Treasury ("OFT") regularly reviews the performance of the funds with our independent consulting firm, Meketa Investment Group. The operations of the Plan and its assets are examined each year by an independent accounting firm. For the seventeenth consecutive year, the Plan received an unqualified (clean) opinion from the auditor, BCA Watson Rice. The audited financial statements are included in this report as an appendix.

We hope the information in this report helps you gain a better understanding of the Plan, as well as the oversight performed on an ongoing basis by the OFT. We will continue to manage the Plan prudently for our participants.

Plan Highlights

Pay your Apprenticeship Programs and Student Loan Repayments from your 529 College Savings Account

These two programs have been very well received by the participants. Distributions include the earnings portion of a distribution from an account in a 529 plan. Under this Tax Law 529 distributions used for the following expenses will not be subject to federal income tax:

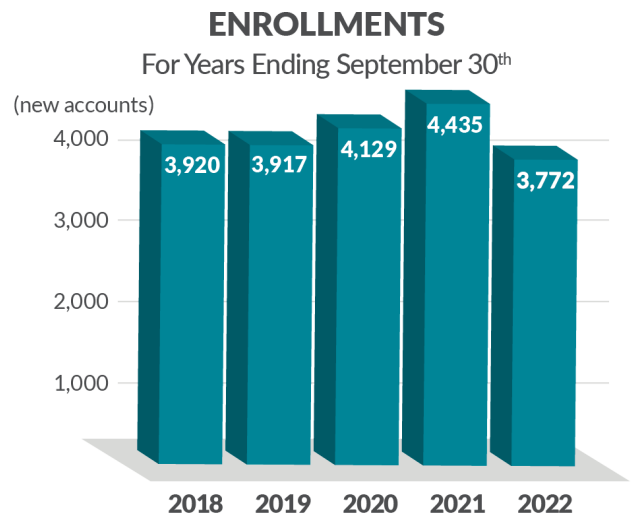
- **Apprenticeship Programs.** Fees, books, supplies, and equipment required for the participation of a designated beneficiary in an apprenticeship program registered and certified with the Secretary of Labor under section 1 of the National Apprenticeship Act (29 U.S.C. 50).
- **Loan Repayments.** Principal or interest on any qualified education loan (as defined in section 221(d) of the Internal Revenue Code) of the designated beneficiary or a sibling of the designated beneficiary, up to a lifetime limit of \$10,000 per individual. Note, if you make an Education Loan Repayment from your Account, Section 221(e) (1) of the Code provides that you may not also take a federal income tax deduction for any interest included in that Education Loan Repayment.

Assets

Faced with another year of pandemic-related changes and challenges, District families continued to invest in their kid(s) education. The Plan had a decrease in its growth in fiscal year 2022. Fueled mainly by market downturn, assets declined from \$1.019 billion to \$948.3 million a decrease of 6.9%.

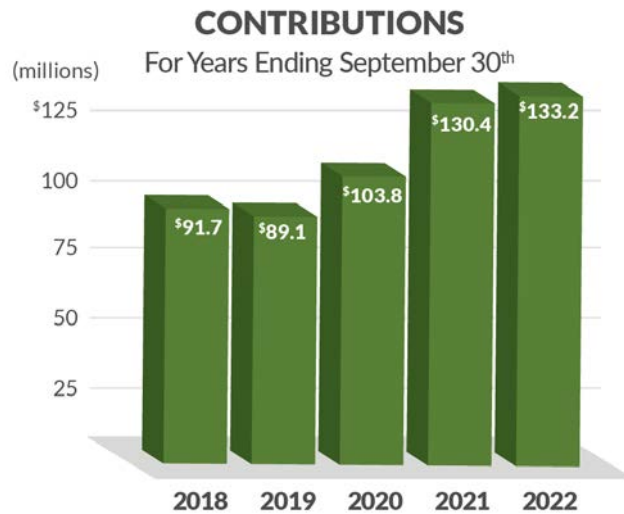
Enrollment

In fiscal year 2022, we added 3,772 new accounts. Our Community and Employer Outreach efforts helped grow Plan awareness inside the District.



Contributions

Contributions to current and new participant accounts in fiscal year 2022 totaled \$133.2 million. A strong sales team and consistent broad messaging helped drive brand awareness and sales.



Access

An important aspect of the Plan is making all District residents, regardless of socioeconomic background, aware of the importance of higher education. Our Community Outreach and Marketing efforts were highlighted by in-person events in Wards 7 and 8 over the summer and 3rd Quarter.

We expect to continue our virtual offerings well into 2023 and will reincorporate in-person events when appropriate. In the meantime, our focus remains on reaching all District residents and the D.C. College Savings Plan team will continue to pursue every opportunity to ensure all families can learn about the benefits to saving for higher education and K-12 tuition expense at private, public or parochial schools, vocation and trade schools, apprenticeship programs and the payments of student loans. Dates of all events and registration for our virtual offerings can be found on the Plan's website: dcollegeavings.com.

Ugift®

Ugift® is an easy, free-to-use service that lets family and friends give the meaningful gift of money into a D.C. College Savings Plan account. Saving for college can take a village and Ugift makes it easy for Account Owners to get help from their network of family and friends. Instead of giving toys, clothes, or other traditional gifts that a child will outgrow, gift givers get the satisfaction of knowing that their generosity can make a lasting impression. Total Ugift contributions in fiscal year 2022 totaled over \$7.5 million.

Upromise®

Upromise® is a free service that helps families save for college. When you open a new Upromise account and link your first D.C. College Savings Plan account, Upromise provides unique opportunities for members to earn cash back rewards for everyday activities such as shopping and dining when paying with the Upromise® Mastercard®. By the end of fiscal year 2022, D.C. College Savings Plan Account Owners added over \$55,166 in Upromise savings to their accounts.



DESCRIPTION OF INVESTMENT OPTIONS

The D.C. College Savings Plan is designed to offer various alternatives to meet the risk tolerance and investment objective of most investors. Participants have the option to choose one or any combination of the following three tiers of investment options:

1. The **Year of Enrollment Portfolios**, provides a low-cost, diversified investment allocation, which becomes more conservative as the beneficiary approaches their enrollment date.

Within the Year of Enrollment Portfolios, there are seven portfolios, with asset allocations designed to be appropriate for a certain number of years until the beneficiary is enrolled in college. The further the beneficiary is from enrollment, the greater the equity exposure. Every six months, the Year of Enrollment Portfolios will decrease the equity exposure and increase the fixed income or cash preservation exposure. All of the underlying investments are passively managed (track specific indexes) to keep expenses low.

2. The **Individual Portfolios** are a diverse group of investment options, which you can use to create your personal investment allocation mix by investing in one or more of the portfolios.

In the Individual Portfolios, there are eight Investment Options with a diverse range of investment strategies. The portfolio strategies include Passively Managed (index tracking) and Actively Managed (Manager determines allocation mix), Domestic and International Fixed Income Options, Domestic and International Equity Options and even Domestic and International Socially Conscious Options.

3. The **Principal Protected Portfolio** focuses on protecting the principal you invest, by allocating your contributions and earnings to a Funding Agreement issued by Ameritas Life Insurance Corp. to the District of Columbia Section 529 Plan Trust. The current Funding Agreement provides interest credited daily at a minimum annual effective rate of interest of 1% and provides the opportunity for additional interest. The principal and the stated interest rate are insured by the contract provided by Ameritas Life Insurance Corp.¹

The Principal Protected Portfolio provides an option for those whose primary investment objective is the protection of the principal they invest. This Portfolio can also be used along with the Individual Portfolios in creating a personal diversified investment allocation mix.

Please reference the Program Disclosure Booklet for more details.

¹Accumulations (including contributions and earnings) under the Funding Agreement for the Principal Protected Portfolio credited to the Plan are subject to the claims-paying ability of Ameritas Life Insurance Corp.

Performance Summary of Investment Options

Performance as of 9/30/2022

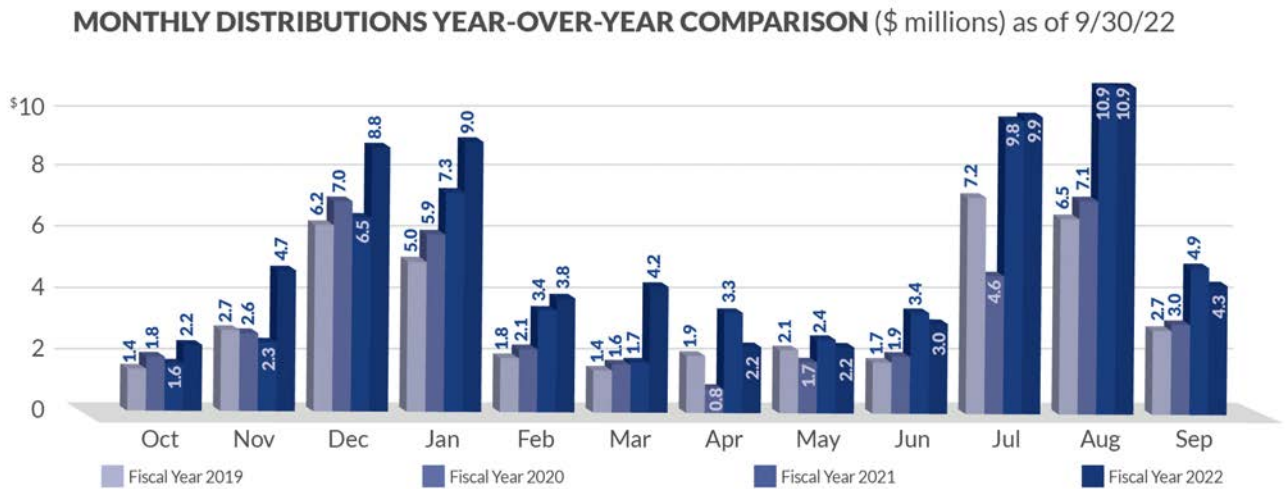
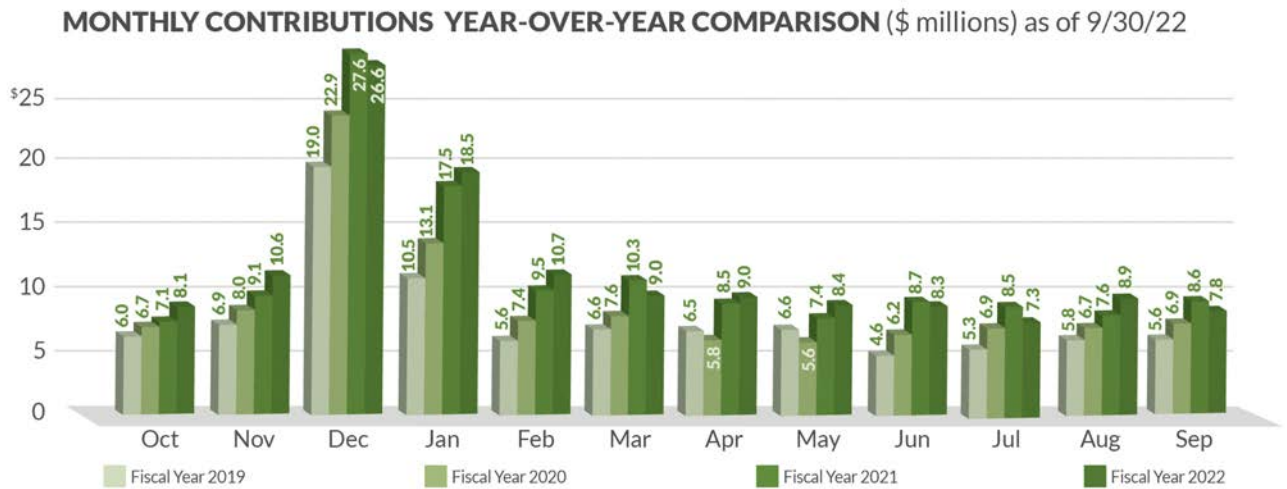
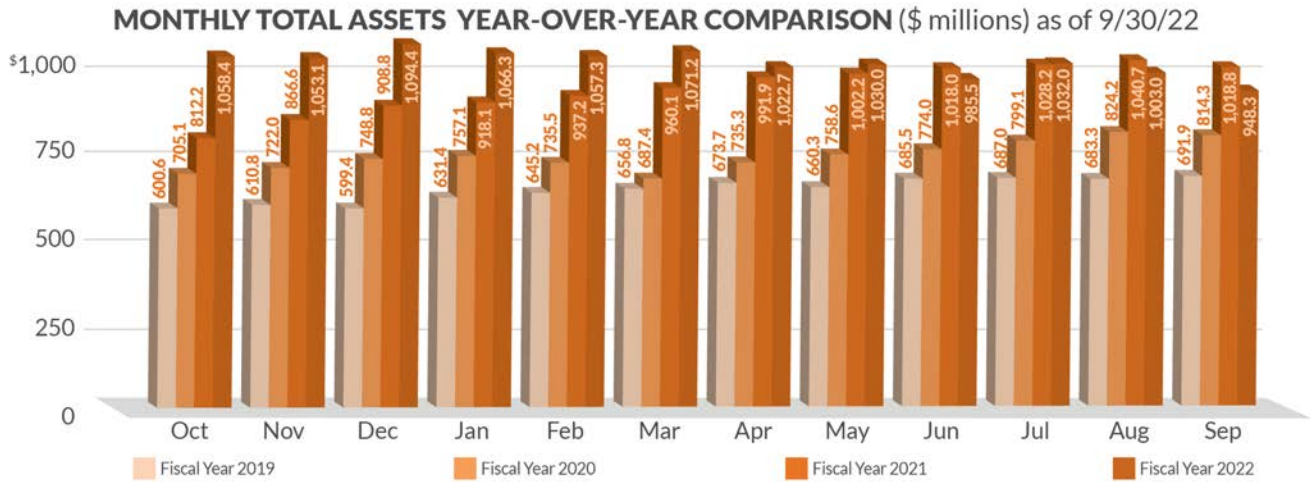
Total Market Value: \$948,302,171

Fund Name	Market Value	% of Plan	3 Months	YTD	1 Year	3 Years	5 Years	Inception	Inception Date
Year of College Enrollment Portfolios									
DC College Savings 2040 Portfolio	\$5,190,593	0.55%	(6.38)%	(23.93)%				(23.70)%	11/19/21
DC Custom 2040 Benchmark			(6.08)%	(23.91)%				(23.72)%	11/19/21
DC College Savings 2037 Portfolio	\$39,184,097	4.13%	(5.74)%	(21.29)%	(17.20)%	2.63%		2.63%	09/06/19
DC Custom 2037 Benchmark			(5.43)%	(21.21)%	(16.80)%	3.07%		3.05%	09/06/19
DC College Savings 2034 Portfolio	\$93,639,221	9.87%	(5.12)%	(18.94)%	(15.67)%	2.12%	3.86%	4.82%	03/24/17
DC Custom 2034 Benchmark			(4.87)%	(18.85)%	(15.25)%	2.44%	4.24%	5.20%	03/24/17
DC College Savings 2031 Portfolio	\$90,990,838	9.60%	(4.50)%	(16.37)%	(13.83)%	1.62%	3.35%	4.16%	03/24/17
DC Custom 2031 Benchmark			(4.24)%	(16.26)%	(13.48)%	1.83%	3.66%	4.47%	03/24/17
DC College Savings 2028 Portfolio	\$92,114,115	9.71%	(3.67)%	(13.36)%	(11.58)%	1.10%	2.81%	3.45%	03/24/17
DC Custom 2028 Benchmark			(3.50)%	(13.38)%	(11.46)%	1.10%	3.00%	3.66%	03/24/17
DC College Savings 2025 Portfolio	\$89,886,876	9.48%	(2.60)%	(9.70)%	(8.43)%	0.87%	2.28%	2.77%	03/24/17
DC Custom 2025 Benchmark			(2.43)%	(9.78)%	(8.52)%	0.54%	2.24%	2.76%	03/24/17
DC College Savings In College Portfolio	\$135,880,845	14.33%	(0.88)%	(3.85)%	(2.94)%	1.47%	2.00%	2.12%	03/24/17
DC Custom In College Benchmark			(0.87)%	(4.33)%	(3.72)%	0.52%	1.43%	1.54%	03/24/17
Principal Protected Portfolio									
Principal Protected Portfolio	\$62,356,180	6.58%	0.54%	1.44%	1.99%	2.10%	2.14%	2.16%	03/24/17
DC Citi Treasury Bill 3 Mon USD			0.45%	0.62%	0.63%	0.57%	1.13%	1.11%	03/24/17

Performance Summary of Investment Options (Continued)

Fund Name	Market Value	% of Plan	3 Months	YTD	1 Year	3 Years	5 Years	Inception	Inception Date
Individual Portfolios									
U.S. Intermediate-Term Bond Index Portfolio	\$8,057,890	0.85%	(4.64)%	(14.25)%	(14.40)%	(3.52)%	(0.60)%	(0.24)%	03/24/17
<i>DC Bloomberg US Agg Bond TR USD</i>			(4.75)%	(14.61)%	(14.60)%	(3.26)%	(0.27)%	0.18%	03/24/17
Intermediate-Term Bond Portfolio	\$12,483,195	1.32%	(4.28)%	(14.90)%	(15.25)%	(2.53)%	0.06%	0.50%	03/24/17
<i>DC Bloomberg US Agg Bond TR USD</i>			(4.75)%	(14.61)%	(14.60)%	(3.26)%	(0.27)%	0.18%	03/24/17
U.S. Total Stock Market Index Portfolio	\$197,409,978	20.82%	(4.53)%	(25.04)%	(18.71)%	6.71%	7.80%	8.65%	03/24/17
<i>DC US Equity Custom Benchmark</i>			(4.44)%	(24.86)%	(17.99)%	7.54%	8.50%	9.33%	03/24/17
U.S. Large Cap Equity Portfolio	\$64,220,276	6.77%	(4.40)%	(23.72)%	(14.51)%	10.98%	10.37%	10.81%	03/24/17
<i>DC S&P 500 TR USD</i>			(4.88)%	(23.87)%	(15.47)%	8.16%	9.24%	9.96%	03/24/17
U.S. Socially Responsible Equity Portfolio	\$17,941,384	1.89%	(4.46)%	(24.89)%	(17.76)%	8.09%	8.64%	9.47%	03/24/17
<i>DC Russell 3000 TR USD</i>			(4.46)%	(24.62)%	(17.63)%	7.70%	8.62%	9.44%	03/24/17
U.S. Small Cap Equity Portfolio	\$19,801,283	2.09%	(3.21)%	(22.26)%	(16.54)%	6.94%	4.22%	5.26%	03/24/17
<i>DC MSCI US Small Cap 1750 GR USD</i>			(3.04)%	(23.87)%	(21.02)%	6.13%	5.06%	6.36%	03/24/17
Non-U.S. Total Stock Market Index Portfolio	\$11,918,818	1.26%	(10.54)%	(26.57)%	(25.28)%	(1.64)%	(1.08)%	1.08%	03/24/17
<i>DC MSCI ACWI Ex USA IMI NR USD</i>			(9.69)%	(26.92)%	(25.72)%	(1.27)%	(0.78)%	1.40%	03/24/17
Non-U.S. Socially Responsible Equity Portfolio	\$7,226,583	0.76%	(10.76)%	(30.02)%	(28.28)%	(1.66)%	(1.17)%	1.23%	03/24/17
<i>DC MSCI World ex USA NR USD</i>			(9.20)%	(26.23)%	(23.91)%	(1.21)%	(0.39)%	1.65%	03/24/17
Total assets ending September 30, 2022	\$948,302,171								

PLAN STATISTICS



FINANCIAL LITERACY CAMPAIGN

Nationwide, only four in 10 parents can identify a 529 as an education savings tool.*

Awareness, is not the only challenge. Even among those familiar with 529 plans, misconceptions persist. These 529 “myths” include 529 tax benefits, how and where savings can be used, its perceived impact on financial aid eligibility, and a whole lot more.



In April 2022, the District launched a month-long campaign to improve 529 literacy.

Through a series of emails, the campaign drove both prospects and current account owners to a page on dcollegesavings.com titled, “10 Facts and Hacks About Saving for Education.” There, parents learned the truth about 529s in simple, straightforward language.

Turning 529 literacy into new 529 accounts

To help kick start their 529 saving, the District then offered to contribute an extra \$25 to the first 200 new accounts opened between April 4 - 30, 2022.

What we learned from our literacy campaign

Information works! District parents definitely want to do right by their kids. This campaign helped them understand why the D.C. College Savings Plan can be the right way to save for their kids’ futures.

Vaccination Contest - Take the shot!

During fiscal year 2022, Mayor Bowser held a Vaccine contest called “Take the Shot” for youths ages 12 – 17 with the grand prize of a \$25,000 college scholarship to eight eligible students to be contributed to their 529 account. Each winner had to show proof of receiving a second vaccination shot. The winners of the \$25,000 grand prize were Travanna Lewis, Jocelyn Benitez, Franklin Rosario, Elijah McKnight, Ahmaud Wright, Max Molinoff, Ethan Lane, and Kenzo Kawano. Other prizes awarded included iPads and Beats headphones. The contest was instrumental in raising awareness of the 529 Plan as a vehicle to save for college or trade schools and the benefits and importance of being vaccinated during a global pandemic.

*Most College Savers Don’t Know About 529s, 2021 survey, Edward Jones

DC-CAP ESSAY CONTEST AWARDS COLLEGE SAVINGS TO 24 DISTRICT STUDENTS

Sponsored by the District of Columbia College Access Program (DC-CAP) and the D.C. College Savings Plan, the contest challenged local high school students in the District's Public and Public Charter schools to explain, in at least 500 words, what college means to them and how they are preparing for it.

In all, 24 D.C. students chosen from across the city, won a total of \$42,500. 18 9th graders won a combined total of \$31,500 and six 12th graders won a combined total of \$11,000. First, second and third place prizes were awarded in the amounts of \$2,500, \$1,500 and \$1,000, respectively. The money was deposited into a D.C. College Savings account for each student on their behalf after they claimed the prize money.

First Name	Last Name	High School	Amount
9th Grade			
Lissbeth Garcia	Rodriguez	Ballou	\$2,500
Niani	Bright	Banneker	\$2,500
Aniya	Payne	Columbia Heights Educational Campus	\$2,500
Akirra	Bruce	Columbia Heights Educational Campus	\$1,500
Sean	Butler	Columbia Heights Educational Campus	\$1,000
Margarita	Munoz-Salaza	DC International	\$1,500
Makayla	Napper	Eastern	\$1,500
Monica	Castro Algree	EL Haynes	\$2,500
Angel	Perry	HD Woodson	\$2,500
Ingrid	Dirren	Jackson - Reed (formerly Wilson)	\$2,500
Keiffer	Robin	Jackson - Reed (formerly Wilson)	\$1,500
Zayma	Negusie	Jackson - Reed (formerly Wilson)	\$1,000
Immanuel	Cooper	KIPP DC: College Prep Academy	\$2,500
Paris	Wright	McKinley	\$1,500
Jamari	Williams	McKinley	\$1,000
Madison	McCauley	Richard Wright	\$1,000
Zion	Keller	Ron Brown	\$1,500
Nasir	Riddick	Washington Leadership Academy	\$1,000
12th Grade			
Kendall	Shields	Benjamin Banneker	\$1,000
Vanessa	Fuh	Eastern Senior	\$1,500
Latrice	Jenkins	Friendship Collegiate Academy	\$2,500
Shekia	Barnes	Friendship Collegiate Academy	\$1,000
Toryelle	Coleman	Phelps ACE	\$2,500
Lakecia	Richardson	Thurgood Marshall Academy	\$2,500

SPONSOR PROFILE:

District of Columbia
Office of the Chief Financial Officer
Office of Finance and Treasury

The D.C. Chief Financial Officer (CFO) is responsible for the implementation and administration of the D.C. College Savings Act of 2002, D.C. Law 13-212, approved March 31, 2001, as amended by the College Savings Program Act of 2002, D.C. Law 14-307, approved June 5, 2003.

Pursuant to D.C. Regulations, 49 DCR 9859, November 1, 2002, made final at D.C. Mun. Regs, tit. 9, sec. 155 (2004), the CFO entered into a Declaration of Trust, establishing the D.C. College Savings Program Trust, an instrumentality of the District of Columbia. In addition, pursuant thereto, the CFO or the Treasurer, as designated by the CFO, shall serve as the fiduciary and Trustee of the District of Columbia College Savings Program Trust.

The CFO or the Treasurer, as designee of the CFO, is responsible for selecting a qualified financial institution as the program manager to administer the Program. In addition, the CFO or the Treasurer, as designee of the CFO, is responsible for approving the selection of the underlying investments in the Trust. The CFO or the Treasurer of the District of Columbia, as designee of the CFO, is responsible for the administration of the Program.

SPONSOR PROFILE:

Ascensus College Savings Recordkeeping Services, LLC

Ascensus provides the District 529 program management, recordkeeping, investment management, marketing and customer service that makes saving for college easy and intuitive.

ABOUT ASCENSUS

Ascensus helps more than 15 million Americans save for the future – retirement, education and healthcare – through technology-enabled solutions. With more than 40 years of experience, the firm offers tailored solutions that meet the needs of asset managers, banks, credit unions, state governments, financial professionals, employers and individuals. Ascensus supports over 156,900 retirement plans, over 469,500 savers with a balance in a state-facilitated retirement program, more than 6.4 million 529 education savings accounts and a growing number of ABLE savings accounts. It also administers more than 1.6 million IRAs and over 435,400 health savings accounts. As of September 30, 2022, Ascensus had over \$672.2 billion in total assets under administration. For more information about Ascensus, visit ascensus.com.

SUB-CONTRACTORS FOR THE PLAN

Ascensus has chosen BNY Mellon and Taylor Communications to provide the D.C. College Savings Plan with:

- BNY Mellon – Cash custody and trading
- Taylor Communications – Print vendor for statements, confirmations and correspondence

TENURE AS PROGRAM MANAGER

In November 2016, Ascensus was selected by the trustee as program manager for a five-year contract through November 2021. Since then, the contract has been extended through November 2023. After that time, the agreement between the trustee and Ascensus may be continued or terminated (in which case a different program manager may be selected).

Institutional Relationship Manager



David Rydzeski is an Institutional Relationship Manager for the D.C. College Savings Plan, the District's own 529 college saving program. He helps educate human resource and benefit professionals, school counselors and community groups on how to promote and encourage college savings.

Prior to Ascensus, David was responsible for the distribution of various investment products, both to institutions and retail investors. He now puts his career-long financial experience to work helping D.C. families save for college.

2022 marks the fifth full year since the conversion to Ascensus and through several new and key contacts, David has been able to showcase the D.C. College Savings Plan at different events throughout the year.

His outreach efforts covered every Ward in the District and included workshops at a variety of employer and community venues. In addition to the workshops, which help explain the nuances of the program to the parents and families in attendance, David also staffed information tables plus hosted virtual events at over 184 different venues to help raise awareness on the importance of saving for college and the benefits of the D.C. College Savings Plan.

To learn more about our outreach efforts, please visit the *Community* tab on our website, www.dc529.com.

Mr. Rydzeski is a registered representative of Ascensus Broker Dealer Services LLC, 877-529-2980, 95 Wells Ave, Suite 160, Newton, MA 02459 (member FINRA/SIPC) and is not employed by the District of Columbia.

District of Columbia Administrative Team



Pictured from left to right: Merzie Davis, Rodney Dickerson, Ken Alozie, Treasurer Carmen Pigler, Benedict Richardson, and Joseph Nzioki.

Carmen Pigler, D.C. Treasurer and Deputy CFO, manages multiple financial and investment programs for the District government. In addition to overseeing the administration of the D.C. College Savings Plan, she has oversight of the Office of Finance and Treasury which manages the District's cash and liquid assets, all cash disbursements, banking relationships, the 457(b) Deferred Compensation Plan, the 401(a) Retirement Plan, and the Other Post Employment Benefits Fund (OPEB).

Benedict Richardson, CFA, Associate Treasurer for Asset Management, Office of Finance and Treasury (OFT), oversees the District's investment programs including the general fund, the District's 401(a) and 457(b) retirement programs, the 529 College Savings program, and the District's OPEB Fund program. Mr. Richardson has oversight of the 529 plan and the staff who manage the program.

Rodney Dickerson, Program Director, is responsible for managing the D.C. College Savings Plan, 457(b) Deferred Compensation Plan, 401(a) Retirement Plan, and the OPEB Plan. Mr. Dickerson provides oversight of the investments and operations and he manages the audit of the Plans. He crafts and reviews all Plan communications and facilitates quarterly meetings with the vendors.

Ken Alozie, CFA, CAIA, is the Program Manager responsible for managing operations and relationships with investment managers, record keepers, plan administrators, and contractors for the District's 401(a) Defined Contribution Retirement Plan, the 457(b) Deferred Compensation Plan, the D.C. 529 College Savings Plan, and Other Post-Employment Benefits (OPEB) Fund. Mr. Alozie is also responsible for developing goals, objectives and assigning responsibilities among programs, formulating improvement strategies and reporting on performance.

Merzie Davis, Financial Manager, is responsible for managing the day-to-day operations of the D.C. College Savings Plan and the 457(b) Deferred Compensation Plan. Mr. Davis also participates in the quarterly 529 investment meetings.

Joseph Nzioki, Financial Analyst, works closely with Rodney Dickerson, program director on the 401(a) Retirement Plan and OPEB Fund. He assists with the monthly asset reconciliation for the 401(a) and OPEB Fund. Mr. Nzioki participates in the quarterly 529 investment meetings.

**GOVERNMENT OF THE DISTRICT OF COLUMBIA
OFFICE OF THE CHIEF FINANCIAL OFFICER
OFFICE OF FINANCE AND TREASURY**

REPORT ON

**THE DISTRICT OF COLUMBIA
529 COLLEGE SAVINGS PROGRAM TRUST
PARTICIPANT AND ADMINISTRATIVE FUNDS**

**FINANCIAL STATEMENTS
AND
MANAGEMENT'S DISCUSSION AND ANALYSIS**

YEARS ENDED SEPTEMBER 30, 2022 AND 2021

**GOVERNMENT OF THE DISTRICT OF COLUMBIA
529 COLLEGE SAVINGS PROGRAM TRUST
PARTICIPANT AND ADMINISTRATIVE FUNDS**

**FINANCIAL STATEMENTS
AND
MANAGEMENT’S DISCUSSION AND ANALYSIS**

YEARS ENDED SEPTEMBER 30, 2022 AND 2021

TABLE OF CONTENTS

Independent Auditor’s Report.....	1
Management’s Discussion and Analysis (Unaudited).....	4
Participant Fund Statements of Fiduciary Net Position.....	11
Participant Fund Statements of Changes in Fiduciary Net Position.....	12
Administrative Fund Statements of Fiduciary Net Position.....	13
Administrative Fund Statements of Changes in Fiduciary Net Position	14
Notes to Financial Statements	15
Report on Internal Control over Financial Reporting and on Compliance and Other Matters Based on an Audit of Financial Statements Performed in Accordance with Government Auditing Standards	26

INDEPENDENT AUDITOR'S REPORT

To the Trustee of
The District of Columbia 529 College Savings Program Trust

Report on the Financial Statements

Opinion

We have audited the accompanying statements of fiduciary net position of the Participant Fund and Administrative Fund of the District of Columbia 529 College Savings Program Trust (the "Trust") as of September 30, 2022 and 2021, and the related statements of changes in fiduciary net position of the Participant Fund and Administrative Fund for the years then ended and the related notes to the financial statements, which collectively comprise the Trust's financial statements.

In our opinion, the financial statements referred to above present fairly, in all material respects, the respective financial position of the Trust, as of September 30, 2021 and 2020, and the respective changes in financial position for the years then ended in accordance with accounting principles generally accepted in the United States of America.

Basis for Opinion

We conducted our audits in accordance with auditing standards generally accepted in the United States of America (GAAS) and the standards applicable to financial audits contained in *Government Auditing Standards*, issued by the Comptroller General of the United States. Our responsibilities under those standards are further described in the Auditor's Responsibilities for the Audit of the Financial Statements section of our report. We are required to be independent of the Trust and to meet our other ethical responsibilities, in accordance with the relevant ethical requirements relating to our audits. We believe that the audit evidence we have obtained is sufficient and appropriate to provide a basis for our audit opinion.

Responsibilities of Management for the Financial Statements

Management is responsible for the preparation and fair presentation of these financial statements in accordance with accounting principles generally accepted in the United States of America; this includes the design, implementation, and maintenance of internal control relevant to the preparation and fair presentation of financial statements that are free from material misstatement, whether due to fraud or error.

In preparing the financial statements, management is required to evaluate whether there are conditions or events, considered in the aggregate, that raise substantial doubt about the Trust's ability to continue as a going concern for one year from the date of the financial statements, including any currently known information that may raise substantial doubt shortly thereafter.

Auditor's Responsibilities for the Audit of the Financial Statements

Our objectives are to obtain reasonable assurance about whether the financial statements as a whole are free from material misstatement, whether due to fraud or error, and to issue an auditor's report that includes our opinion. Reasonable assurance is a high level of assurance but is not absolute assurance and therefore is not a guarantee that an audit conducted in accordance with GAAS and *Government Auditing Standards* will always detect a material misstatement when it exists. The risk of not detecting a material misstatement resulting from fraud is higher than for one resulting from error, as fraud may involve collusion, forgery, intentional omissions, misrepresentations, or the override of internal control. Misstatements are considered material if there is a substantial likelihood that, individually or in the aggregate, they would influence the judgment made by a reasonable user based on the financial statements.

In performing an audit in accordance with GAAS and *Government Auditing Standards*, we:

- Exercise professional judgment and maintain professional skepticism throughout the audit.
- Identify and assess the risks of material misstatement of the financial statements, whether due to fraud or error, and design and perform audit procedures responsive to those risks. Such procedures include examining, on a test basis, evidence regarding the amounts and disclosures in the financial statements.
- Obtain an understanding of internal control relevant to the audit in order to design audit procedures that are appropriate in the circumstances, but not for the purpose of expressing an opinion on the effectiveness of the Trust's internal control. Accordingly, no such opinion is expressed.
- Evaluate the appropriateness of accounting policies used and the reasonableness of significant accounting estimates made by management, as well as evaluate the overall presentation of the financial statements.
- Conclude whether, in our judgment, there are conditions or events, considered in the aggregate, that raise substantial doubt about the Trust's ability to continue as a going concern for a reasonable period of time.

We are required to communicate with those charged with governance regarding, among other matters, the planned scope and timing of the audit, significant audit findings, and certain internal control-related matters that we identified during the audit.

Required Supplementary Information

Accounting principles generally accepted in the United States of America require that the management's discussion and analysis as listed in the table of contents be presented to supplement the basic financial statements. Such information, although not a part of the basic financial statements, is required by the Governmental Accounting Standards Board who considers it to be an essential part of financial reporting for placing the basic financial statements in an appropriate operational, economic, or historical context. We have applied certain limited procedures to the required supplementary information in accordance with auditing standards generally accepted in the United States of America, which consisted of inquiries of management about the methods of preparing the information and comparing the information for consistency with management's responses to our inquiries, the basic financial statements, and other knowledge we obtained during our audit of the basic financial statements. We do not express an opinion or provide any assurance on the information because the limited procedures do not provide us with sufficient evidence to express an opinion or provide any assurance.

Other Reporting Required by *Government Auditing Standards*

In accordance with *Government Auditing Standards*, we have also issued our report dated December 15, 2022 on our consideration of the Trust's internal control over financial reporting and on our tests of its compliance with certain provisions of laws, regulations, contracts, and grant agreements and other matters. The purpose of that report is to describe the scope of our testing of internal control over financial reporting and compliance and the results of that testing, and not to provide an opinion on internal control over financial reporting or on compliance. That report is an integral part of an audit performed in accordance with *Government Auditing Standards* in considering Trust's internal control over financial reporting and compliance.

Washington, D.C. *Watson Rice LLP*
December 15, 2022

**GOVERNMENT OF THE DISTRICT OF COLUMBIA
529 COLLEGE SAVINGS PROGRAM TRUST
PARTICIPANT FUND**

**MANAGEMENT'S DISCUSSION AND ANALYSIS (UNAUDITED)
YEARS ENDED SEPTEMBER 30, 2022 AND 2021**

The following presents management's discussion and analysis of the financial performance of the Government of the District of Columbia's (the "District") 529 College Savings Program Trust (the "Program") for the fiscal years ended September 30, 2022 and 2021. This discussion and analysis should be read in conjunction with the financial statements and notes disclosures.

Basic Financial Statements

The Program is accounted for as a private purpose trust fund of the District. The District has overall fiduciary responsibility to program participants to administer the operations of the Program. The Program's basic financial statements, which are reported on the accrual basis of accounting, are the: (a) Statement of Fiduciary Net Position and (b) Statement of Changes in Fiduciary Net Position. In addition to the basic financial statements are the notes to the financial statements which are an integral part of the financial statements.

- The Statement of Fiduciary Net Position presents the assets, liabilities, and net position of the Program.
- The Statement of Changes in Fiduciary Net Position presents the additions to and deductions from the Program's net position.
- The notes provide additional financial statement disclosures that are required by generally accepted accounting principles.

2022 Financial Highlights

- Investments decreased by \$58,434,369 or 5.82%
- Participant contributions increased by \$2,714,803 or 2.08%
- Net investment income decreased by \$269,234,261 or 200.94%
- Distributions to participants increased by \$8,189,860 or 14.38%

2021 Financial Highlights

- Investments increased by \$197,768,098 or 24.55%
- Participant contributions increased by \$26,637,558 or 25.66%
- Net investment income increased by \$72,985,763 or 119.65%
- Distributions to participants increased by \$16,889,173 or 42.14%

**GOVERNMENT OF THE DISTRICT OF COLUMBIA
529 COLLEGE SAVINGS PROGRAM TRUST
PARTICIPANT FUND**

**MANAGEMENT'S DISCUSSION AND ANALYSIS (UNAUDITED)
YEARS ENDED SEPTEMBER 30, 2022 AND 2021**

Financial Analysis – Fiduciary Net Position

Table 1 - Condensed Statements of Fiduciary Net Position as of September 30, 2022, 2021 and 2020

	2022	2021	2020	2022 -2021		2021 - 2020	
				Variance (\$)	Variance (%)	Variance (\$)	Variance (%)
ASSETS							
Cash and Cash Equivalents	\$ 1,575,557	\$ 13,225,723	\$ 7,434,268	\$ (11,650,166)	(88.09)%	\$ 5,791,455	77.90%
Investments	945,018,298	1,003,452,667	805,684,569	(58,434,369)	(5.82)%	197,768,098	24.55%
Receivables	2,207,299	2,525,825	1,744,406	(318,526)	(12.61)%	781,419	44.80%
Total Assets	948,801,154	1,019,204,215	814,863,243	(70,403,061)	(6.91)%	204,340,972	25.08%
LIABILITIES							
Total Liabilities	458,318	383,017	549,854	75,301	19.66%	(166,837)	(30.34)%
Net Position Held in Trust for Program Participants	\$ 948,342,836	\$1,018,821,198	\$ 814,313,389	\$ (70,478,362)	(6.92)%	\$ 204,507,809	25.11%

Fiscal Year 2022

The Program's primary asset was investments, which totaled \$945,018,298. Investments decreased by 5.82% from fiscal year 2021 because of net investment losses over the excess of contributions over distributions to participants. Market conditions were unfavorable in fiscal year 2022, and as a result, fifteen (15) of the sixteen (16) Program's funds had negative rates of return. The Program's funds invest in one or more underlying investments. The underlying investments are primarily held in mutual funds and a principal protected portfolio.

As shown in **Table 2a - Investment by Fund with Rates of Returns as of September 30, 2022**, the top four Program investments were held in the U.S. Total Stock Market Index Portfolio (\$197,269,631 or 20.9%); DC College Savings Income College Portfolio (\$135,600,463 or 14.3%); DC College Savings 2034 Portfolio (\$93,135,367 or 9.9%) and DC College Savings 2028 Portfolio (\$91,578,339 or 9.7%).

**GOVERNMENT OF THE DISTRICT OF COLUMBIA
529 COLLEGE SAVINGS PROGRAM TRUST
PARTICIPANT FUND**

**MANAGEMENT'S DISCUSSION AND ANALYSIS (UNAUDITED)
YEARS ENDED SEPTEMBER 30, 2022 AND 2021**

Table 2a - Investment by Fund with Rates of Returns as of September 30, 2022

	<u>Investment Value</u>	<u>Percent of Total Assets</u>	<u>Rate of Return %</u>
DC College Savings 2025 Portfolio	\$ 89,450,567	9.5	(8.43)
DC College Savings 2028 Portfolio	91,578,339	9.7	(11.58)
DC College Savings 2031 Portfolio	90,509,696	9.6	(13.83)
DC College Savings 2034 Portfolio	93,135,367	9.9	(15.67)
DC College Savings 2037 Portfolio	38,922,459	4.1	(17.20)
DC College Savings 2040 Portfolio	5,133,244	0.5	(23.93)
DC College Savings Income College Portfolio	135,600,463	14.3	(2.94)
Intermediate-Term Bond Portfolio	12,480,787	1.3	(15.25)
Non-U.S. Socially Responsible Equity Portfolio	7,219,221	0.8	(28.28)
Non-U.S. Total Stock Market Index Portfolio	11,653,653	1.2	(25.28)
Principal Protected Portfolio	62,302,923	6.6	1.99
U.S. Intermediate-Term Bond Index Portfolio	7,889,090	0.8	(14.40)
U.S. Large Cap Equity Portfolio	64,165,793	6.8	(14.51)
U.S. Small Cap Equity Portfolio	19,794,592	2.1	(16.54)
U.S. Socially Responsible Equity Portfolio	17,912,473	1.9	(17.76)
U.S. Total Stock Market Index Portfolio	197,269,631	20.9	(18.71)
TOTAL	\$ 945,018,298	100.0	

Receivables decreased by \$318,526 or 12.61% over the prior fiscal year primarily because of a decrease in accounts receivable for interest and dividends over the increase of investments sold and related receivables at the end of the year.

Total liabilities increased by \$75,301 or 19.66% over the prior fiscal year primarily because of an increase in accounts payable for investments purchased at the end of the year.

Fiscal Year 2021

The Program's primary asset was investments, which totaled \$1,003,452,667. Investments increased by 24.55% over fiscal year 2020 because of asset growth and the excess of contributions over distributions to participants. Market conditions were favorable in fiscal year 2021, and as a result, fifteen (15) of the sixteen (16) Program funds had positive rates of return. The Program's funds invest in one or more underlying investments. The underlying investments are primarily held in mutual funds and a principal protected portfolio.

As shown in **Table 2b – Investment by Fund with Rates of Returns as of September 30, 2021**, the top four Program investments were held in the U.S. Total Stock Market Index Portfolio (\$224,499,028 or 22.3%); DC College Savings 2028 Portfolio (\$95,157,207 or 9.5%); DC College Savings 2031 Portfolio (\$92,791,845 or 9.2%) and DC College Savings 2034 Portfolio (\$92,358,302 or 9.2%).

**GOVERNMENT OF THE DISTRICT OF COLUMBIA
529 COLLEGE SAVINGS PROGRAM TRUST
PARTICIPANT FUND**

**MANAGEMENT'S DISCUSSION AND ANALYSIS (UNAUDITED)
YEARS ENDED SEPTEMBER 30, 2022 AND 2021**

Table 2b – Investment by Fund with Rates of Returns as of September 30, 2021

	<u>Investment Value</u>	<u>Percent of Total Assets</u>	<u>Rate of Return %</u>
DC College Savings 2022 Portfolio	\$ 85,738,200	8.5	4.72
DC College Savings 2025 Portfolio	89,858,803	9.0	6.28
DC College Savings 2028 Portfolio	95,157,207	9.5	9.29
DC College Savings 2031 Portfolio	92,791,845	9.2	13.25
DC College Savings 2034 Portfolio	92,358,302	9.2	17.32
DC College Savings 2037 Portfolio	29,667,065	3.0	21.56
DC College Savings Income College Portfolio	72,776,866	7.3	3.86
Intermediate-Term Bond Portfolio	15,535,489	1.5	0.58
Non-U.S. Socially Responsible Equity Portfolio	9,572,975	1.0	26.76
Non-U.S. Total Stock Market Index Portfolio	12,883,305	1.3	23.37
Principal Protected Portfolio	61,543,263	6.1	2.13
U.S. Intermediate-Term Bond Index Portfolio	8,173,485	0.8	(1.20)
U.S. Large Cap Equity Portfolio	72,451,456	7.2	30.28
U.S. Small Cap Equity Portfolio	21,727,973	2.2	55.58
U.S. Socially Responsible Equity Portfolio	18,717,405	1.9	35.13
U.S. Total Stock Market Index Portfolio	224,499,028	22.3	30.80
TOTAL	\$ 1,003,452,667	100.0	

Receivables increased by \$781,419 or 44.80% over the prior fiscal year primarily because of an increase in accounts receivable for investments sold and related interest and dividend receivables at the end of the year.

Total liabilities decreased by \$166,837 or 30.34% over the prior fiscal year primarily because of a decrease in accounts payable for investments purchased at the end of the year.

**GOVERNMENT OF THE DISTRICT OF COLUMBIA
529 COLLEGE SAVINGS PROGRAM TRUST
PARTICIPANT FUND**

**MANAGEMENT'S DISCUSSION AND ANALYSIS (UNAUDITED)
YEARS ENDED SEPTEMBER 30, 2022 AND 2021**

Financial Analysis – Changes in Fiduciary Net Position

Table 3 – Condensed Statements of Changes in Fiduciary Net Position as of September 30, 2022, 2021 and 2020

	2022	2021	2020	2022-2021		2021-2020	
				Variance (\$)	Variance (%)	Variance (\$)	Variance (%)
ADDITIONS							
Contributions	\$ 133,156,316	\$ 130,441,513	\$ 103,803,955	\$ 2,714,803	2.08%	\$ 26,637,558	25.66%
Net Investment (Loss) Income	(135,246,922)	133,987,339	61,001,576	(269,234,261)	(200.94)%	72,985,763	119.65%
Total (Reduction) Additions	(2,090,606)	264,428,852	164,805,531	(266,519,458)	(100.79)%	99,623,321	60.45%
DEDUCTIONS							
Distributions to Participants	65,153,055	56,963,195	40,074,022	8,189,860	14.38%	16,889,173	42.14%
Other Expenses	3,234,701	2,957,848	2,351,916	276,853	9.36%	605,932	25.76%
Total Deductions	68,387,756	59,921,043	42,425,938	8,466,713	14.13%	17,495,105	41.24%
(Decrease) Increase in Net Position	\$ (70,478,362)	\$ 204,507,809	\$ 122,379,593	\$ (274,986,171)	(134.46)%	\$ 81,128,216	67.11%

Fiscal Year 2022

The Program's contributions increased by \$2,714,803 or 2.08% over the prior fiscal year. The year-over-year changes reflect the savings decision made by the participants and the actions of the program manager to process these transactions. The Program had an increase in participants from 34,931 in fiscal year 2021 to 37,408 in fiscal year 2022.

The Program had a net investment loss of \$135,246,922 in fiscal year 2022, compared to net investment income of \$133,156,316 in fiscal year 2021, which is a 200.94% decrease year over year. The net investment losses were primarily due to unfavorable market conditions in fiscal 2022 resulting in a substantial decline in the fair value of investments from fiscal year 2021. Conversely, interest and dividends increased from \$6,134,682 in fiscal year 2021 to \$7,215,534 in fiscal year 2022. Overall, fifteen (15) of the sixteen (16) funds of the Program reflected negative rates of return, which contributed to a net depreciation in the fair value of investments for the year. For fiscal year 2022, the Program's investments collectively had a weighted average rate of return of (9.49)%, a decrease of 25,430 basis points from the weighted average rate of return of 15.94% in fiscal year 2021.

Distributions to participants in 2022 were \$65,153,055 or 14.38% increase over fiscal year 2021. This increase is due to individual participant savings behavior likely influenced by increases in tuition, college fees and the effects of inflation and the timing of distributions to participants as funds are utilized to pay for college expenses or other purposes.

**GOVERNMENT OF THE DISTRICT OF COLUMBIA
529 COLLEGE SAVINGS PROGRAM TRUST
PARTICIPANT FUND**

**MANAGEMENT'S DISCUSSION AND ANALYSIS (UNAUDITED)
YEARS ENDED SEPTEMBER 30, 2022 AND 2021**

Other expenses include program management fees, and administrative and maintenance expenses. The overall increase in other expenses is primarily due to an increase in program management fees from \$2,288,268 in fiscal year 2021 to \$2,500,951 in fiscal year 2022. For fiscal year 2022, program management and administrative fees were on average 0.25% and 0.05%, respectively, of the funds average daily net asset value. Underlying investment management fees ranged from 0.00% to 0.44% for the various investment options.

Fiscal Year 2021

The Program's contributions increased by \$26,637,558 or 25.66% over the prior fiscal year. The year-over-year changes reflect the savings decision made by the participants and the actions of the program manager to process these transactions. The Program had an increase in participants from 31,445 in fiscal year 2020 to 34,931 in fiscal year 2021.

The Program had a net investment income of \$133,987,339 in fiscal year 2021, which is a 119.65% increase over fiscal year 2020. The increase in net investment income was primarily due to an increase in the net appreciation in the fair value of investments from \$51,357,272 in fiscal year 2020 to \$128,612,693 in fiscal year 2021. Conversely, interest and dividends decreased from \$10,208,710 in fiscal year 2020 to \$6,134,682 in fiscal year 2021. Overall, fifteen (15) of the sixteen (16) funds of the Program reflected positive rates of return, which contributed to a net appreciation in the fair value of investments for the year. For fiscal year 2021, the Program's investments collectively had a weighted average rate of return of 15.94%, an increase of 792 basis points from the weighted average rate of return of 8.02% in fiscal year 2020.

Distributions to participants in 2021 were \$56,963,195 or 42.14% increase over fiscal year 2020. This increase is due to individual participant behavior and the timing of distributions to participants as funds are utilized to pay for college expenses or other purposes.

Other expenses include program management fees, and administrative and maintenance expenses. The overall increase in other expenses is primarily due to an increase in program management fees from \$1,785,664 in fiscal year 2020 to \$2,288,268 in fiscal year 2021. For fiscal year 2021, program management and administrative fees were on average 0.25% and 0.05%, respectively, of the funds average daily net asset value. Underlying investment management fees ranged from 0.00% to 0.44% for the various investment options.

Contact Information

This financial report is designed to provide a general overview of the Program's finances. Questions concerning any information provided in this report, or requests for additional financial information, should be addressed to the Office of the Chief Financial Officer (Office of Finance and Treasury); Government of the District of Columbia; 1101 4th Street SW, 8th Floor, Washington, DC 20024.

**GOVERNMENT OF THE DISTRICT OF COLUMBIA
529 COLLEGE SAVINGS PROGRAM TRUST
PARTICIPANT FUND**

**STATEMENTS OF FIDUCIARY NET POSITION
SEPTEMBER 30, 2022 AND 2021**

	2022	2021
ASSETS		
Cash and Cash Equivalents	\$ 1,575,557	\$ 13,225,723
Receivables:		
Interest and Dividends	1,119,858	1,577,708
Accounts Receivable for Investments Sold	1,087,441	948,117
Total Receivables	2,207,299	2,525,825
Investments:		
Equity Mutual Funds	487,890,328	525,673,294
Fixed Income Mutual Funds	253,143,773	258,171,616
Guaranteed Investment Contracts	203,984,197	219,607,757
Total Investments	945,018,298	1,003,452,667
Total Assets	948,801,154	1,019,204,215
LIABILITIES		
Accounts Payable for Investments Purchased	36,726	135,187
Program Management Fees Payable	380,927	205,261
Due to D.C. Government Administrative Fund	40,665	42,569
Total Liabilities	458,318	383,017
Net Position Held in Trust for Program Participants	\$ 948,342,836	\$ 1,018,821,198

The notes to the financial statements are an integral part of this statement.

**GOVERNMENT OF THE DISTRICT OF COLUMBIA
529 COLLEGE SAVINGS PROGRAM TRUST
PARTICIPANT FUND**

**STATEMENTS OF CHANGES IN FIDUCIARY NET POSITION
YEARS ENDED SEPTEMBER 30, 2022 AND 2021**

	2022	2021
ADDITIONS		
Contributions	\$ 133,156,316	\$ 130,441,513
Investment Income:		
Net (Depreciation) Appreciation in Fair Value of Investments	(141,650,183)	128,612,693
Interest and Dividends	7,215,534	6,134,682
Less: Investment Expenses	(812,273)	(760,036)
Net Investment (Loss) Income	(135,246,922)	133,987,339
Total (Reductions) Additions	(2,090,606)	264,428,852
DEDUCTIONS		
Distributions to Participants	65,153,055	56,963,195
Program Management Fees	2,500,951	2,288,268
Administrative Expenses	518,906	476,648
Maintenance Expenses and Enrollment Fees	214,844	192,932
Total Deductions	68,387,756	59,921,043
Change in Net Position	(70,478,362)	204,507,809
Net Position Held in Trust for Program Participants		
Beginning of Year	1,018,821,198	814,313,389
End of Year	\$ 948,342,836	\$ 1,018,821,198

The notes to the financial statements are an integral part of this statement.

**GOVERNMENT OF THE DISTRICT OF COLUMBIA
529 COLLEGE SAVINGS PROGRAM TRUST
ADMINISTRATIVE FUND**

**STATEMENTS OF FIDUCIARY NET POSITION
SEPTEMBER 30, 2022 AND 2021**

	2022	2021
ASSETS		
Investment		
Fixed Income	\$ 1,162,747	\$ 874,126
Receivables:		
Due from Program Manager	443	386
Due from Participant Fund	40,665	42,569
Total Receivables	41,108	42,955
Total Assets	1,203,855	917,081
 LIABILITIES		
Accrued Expenses	16,500	8,734
Total Liabilities	16,500	8,734
Net Position Held in Trust for Administrative Expenses	\$ 1,187,355	\$ 908,347

The notes to the financial statements are an integral part of this statement.

**GOVERNMENT OF THE DISTRICT OF COLUMBIA
529 COLLEGE SAVINGS PROGRAM TRUST
ADMINISTRATIVE FUND**

**STATEMENTS OF CHANGES IN FIDUCIARY NET POSITION
YEARS ENDED SEPTEMBER 30, 2022 AND 2021**

	2022	2021
ADDITIONS		
Program Administrative Fees		
Administrative Fees	\$ 518,906	\$ 476,648
Maintenance and Enrollment Fees	17,039	17,092
Contributions	72,000	-
Net Investment Income	8,836	729
Total Additions	616,781	494,469
DEDUCTIONS		
Professional Fees	265,773	257,823
Donations (Scholarships)	72,000	24,000
Total Deductions	337,773	281,823
Change in Net Position	279,008	212,646
Net Position Held in Trust for Administrative Expenses		
Beginning of Year	908,347	695,701
End of Year	\$ 1,187,355	\$ 908,347

The notes to the financial statements are an integral part of this statement.

GOVERNMENT OF THE DISTRICT OF COLUMBIA
529 COLLEGE SAVINGS PROGRAM TRUST
NOTES TO FINANCIAL STATEMENTS
SEPTEMBER 30, 2022 AND 2021

NOTE 1 ORGANIZATION AND PURPOSE

The District of Columbia (DC) College Savings Program (the Program) was created by D.C. Law 47- 4501 et seq., as amended and pursuant to D.C. Regulations, 49 DCR 9859, November 1, 2002 made final at D.C. Mun. Regs, title 9 sec. 155 (2004), as a Trust of the District of Columbia Government (the District). The Program enables participants to save for qualified higher education expenses. On December 22, 2017, federal tax bill H.R.1 was signed into law and expanded the definition of “qualified higher education expenses” to include qualified K-12 tuition expenses at a private, public or parochial school up to specified expense limitations per student. On December 20, 2019, the Setting Every Community Up for Retirement Enhancement Act (SECURE Act), H.R.1865, P.L. 116-94 was signed into law and expanded eligible expenses to include Apprenticeship Programs and Loan Repayments, which will not be subject to federal income tax. The Chief Financial Officer of the District of Columbia or his/her designee is the Trustee of the Plan. The current designee is the D.C. Treasurer. The Trustee is responsible for entering into contracts for program management services, adopting program administration rules and regulations, and establishing investment policies. The Program is managed by Ascensus College Savings Recordkeeping Services, LLC (ACSR) and its affiliates (collectively, Ascensus College Savings) and they have the overall responsibility for the day-to-day operation of the Program including recordkeeping, investment management, administrative services, and marketing. The initial term of the management agreement between Ascensus College Savings and the D.C. Treasurer expired on November 15, 2021. However, the District exercised their option to extend the management agreement until November 15, 2023.

The Program is available to both District of Columbia and non-District of Columbia residents. It is a qualified tuition program that allows participants to make contributions into sixteen (16) different investment options. The account balance limit is \$500,000 per beneficiary. Accounts are subject to market investment risk, except for those that are invested in the Principal Protected Portfolio, which focuses on protecting the invested principal. As of September 30, 2022, and 2021, the Plan had 36,904 and 34,518 funded participant accounts with a net asset value of \$948,342,836 and \$1,018,821,198, respectively. Fees and expenses of the program are paid by each account owner and vary according to the Portfolio, in which they are invested.

NOTE 2 SUMMARY OF SIGNIFICANT ACCOUNTING POLICIES

Basis of Presentation

The accompanying financial statements have been prepared in accordance with accounting principles generally accepted in the United States of America as prescribed by the Governmental Accounting Standards Board (GASB).

Measurement Focus, Basis of Accounting and Financial Statement Presentation

The Program reports the activity of the District of Columbia College Savings Program as a private-purpose trust fund, which is a type of fiduciary fund. Private-purpose trust funds account for transactions of trust arrangements in which the principal and income benefit individuals, private organizations, or governments. The financial statements of the fiduciary funds are reported using the economic resources measurement focus and the accrual basis of accounting. Revenues are recorded when earned and expenses are recognized when incurred.

**GOVERNMENT OF THE DISTRICT OF COLUMBIA
529 COLLEGE SAVINGS PROGRAM TRUST
NOTES TO FINANCIAL STATEMENTS
SEPTEMBER 30, 2022 AND 2021**

NOTE 2 SUMMARY OF SIGNIFICANT ACCOUNTING POLICIES (*Continued*)

Investment Valuation and Income Recognition

Portfolio investments in the underlying funds are valued at the closing net asset value per share (unit) of each underlying fund on the day of valuation. The stability of principal portfolio is valued in accordance with the terms of the funding agreement, inclusive of accrued interest.

Security transactions, normally in shares of the underlying funds, are accounted for on the trade date. Realized gains and losses are reported on the identified cost basis. Income and capital gains distributions, if any, from investments in the underlying funds are recorded on the ex-dividend date. Expenses included in the accompanying financial statements reflect the expenses of each portfolio and do not include any expenses associated with the underlying funds.

Units represent the beneficial interest of each participant in the net assets of a Portfolio. Contributions to and distributions from the portfolios are subject to terms and limitations defined in the Participation Agreement between the participant and the Trust. Contributions and distributions are recorded upon receipt of the participant's instructions in good order, based on the next determined net asset value per unit. Net investment income and realized and unrealized gains and losses accumulate in the net asset value of each Portfolio and are not separately distributed to participants.

Fair Value Measurements

Governmental Accounting Standards Board Statement number 72 (GASB 72), *Fair Value Measurement and Application*, clarifies the definition of fair value for financial reporting, establishes a framework for measuring fair value, and requires additional disclosures about the use of fair value measurements. GASB 72 establishes a three-level valuation hierarchy for disclosure of fair value measurements. The valuation hierarchy is based upon the transparency of inputs to the valuation of an asset or liability as of the measurement date. The three levels are defined as follows:

Level 1 – observable market inputs that are unadjusted quoted prices for identical assets or liabilities in active markets that a government can access at the measurement date.

Level 2 – inputs other than quoted prices included within Level 1 – that are observable for the asset or liability, either directly or indirectly (for example, quoted prices for similar assets or liabilities in active markets).

Level 3 – unobservable inputs (including the District's own assumptions in determining the fair value of investments).

**GOVERNMENT OF THE DISTRICT OF COLUMBIA
529 COLLEGE SAVINGS PROGRAM TRUST
NOTES TO FINANCIAL STATEMENTS
SEPTEMBER 30, 2022 AND 2021**

NOTE 2 SUMMARY OF SIGNIFICANT ACCOUNTING POLICIES (Continued)

Cash and Cash Equivalents

The balance includes cash on deposit and short-term highly liquid investments that are (a) readily convertible to known amounts of cash and (b) so near their maturities that they present insignificant risk of changes in value because of changes in interest rates.

Receivables and Payables for Investments Purchased and Sold

The receivables and payables represent transactions related to the purchase and sale of investments that have not settled at the end of the fiscal year.

Estimates

The preparation of the financial statements in accordance with accounting principles generally accepted in the United States of America requires management to make estimates and assumptions that affect the reported amounts of assets and liabilities at the date of the financial statements and the amounts of income and expense during the reporting period. Actual results could differ from those estimates.

Income Tax Status

The Program is exempt from federal taxes in accordance with Section 529 of the Internal Revenue Code. Under District of Columbia code section 47-4502, the Program “shall constitute an instrumentality of the District of Columbia” and as such, is not subject to taxation by the District. District resident participants are exempt from state and local taxes when earnings from the Program are used for qualified expenses. Non-District residents may be subject to state and local taxes in their jurisdiction.

NOTE 3 INVESTMENTS

Investment Policy and Guidelines

The Program offers account owners several Investment Portfolios that provide a range of risk and return characteristics, each unique to aid in proper diversification. Three different types of Investment Portfolios are offered to account owners: 1) Year of College Enrollment Portfolios, 2) Individual Portfolios, and 3) Principal Protected Portfolio. Once an account owner’s Investment Portfolio(s) is selected for a particular contribution, IRS guidance dictates the rules through which an account owner can move money or transfer from one Investment Portfolio to another; for fiscal year 2022 it is twice per year.

The Year of College Enrollment Portfolios: The Year of College Enrollment Portfolios offer account owners pre-diversified Investment Portfolios that become more conservative as the beneficiary nears his/her intended year of high school graduation. The Year of College Enrollment Portfolios represent a weighted allocation among a predetermined number and type of investment strategies, as follows:

**GOVERNMENT OF THE DISTRICT OF COLUMBIA
529 COLLEGE SAVINGS PROGRAM TRUST
NOTES TO FINANCIAL STATEMENTS
SEPTEMBER 30, 2022 AND 2021**

NOTE 3 INVESTMENTS (Continued)

Underlying Investments	Year of College Enrollment Portfolios						
	DC College Savings Portfolios						
	In College	2025	2028	2031	2034	2037	2040
Ameritas Principal Protected Portfolio	70.00%	36.00%	10.94%	5.94%	2.44%	1.00%	0.50%
iShares Core International Aggregate Bond ETF	4.00%	9.30%	7.46%	5.75%	4.98%	3.78%	1.88%
iShares MSCI EAFE International Index	2.50%	4.13%	6.88%	10.63%	14.38%	18.13%	22.50%
Schwab US REIT ETF	0.50%	0.79%	1.31%	2.03%	2.74%	3.46%	4.50%
Vanguard Emerging Markets Stock Index	1.00%	1.65%	2.75%	4.25%	5.75%	7.25%	9.00%
Vanguard High-Yield Corporate Admiral	1.00%	3.90%	4.93%	4.13%	3.21%	2.12%	1.90%
Vanguard Short-Term Bond Index I	6.00%	13.16%	19.66%	16.72%	12.73%	8.18%	2.16%
Vanguard Short-Term Inflation Protected Securities	3.00%	7.97%	9.85%	8.25%	6.41%	4.24%	1.40%
Vanguard Total Bond Market II Index I	6.00%	13.16%	19.66%	16.72%	12.73%	8.18%	2.16%
Vanguard Total Stock Market Index	6.00%	9.94%	16.56%	25.60%	34.63%	43.67%	54.00%

The Program Manager monitors and rebalances the underlying asset allocation of the Year of College Enrollment Portfolios on a quarterly basis. The Program Manager has discretion to rebalance the Year of College Enrollment Portfolios when the Investment Portfolios fall outside the strategic targets by more than one percentage point.

Individual Portfolios: The Individual Portfolios are stand-alone options, which allow account owners to allocate their account into one or more Investment Portfolios. The goal in offering the Individual Portfolios is to provide account owners with the ability to construct diversified portfolios by asset class and investment style that match their risk tolerance, asset class preferences, time horizons and expected returns. Each portfolio invests (100%) in a single underlying mutual fund or exchange-traded fund (ETF), as follows:

Individual Portfolios	Underlying Investments	Asset Class
U.S. Intermediate-Term Bond Index Portfolio	iShares Core U.S. Aggregate Bond ETF	Fixed Income
Intermediate-Term Bond Portfolio	Loomis Sayles Core Plus Bond Fund	Fixed Income
U.S. Total Stock Market Index Portfolio	Vanguard Total Stock Market Fund	Domestic Equity
U.S. Socially Responsible Equity Portfolio	DFA U.S. Sustainability Core 1 Portfolio	Domestic Equity
U.S. Large-Cap Equity Portfolio	JP Morgan U.S. Equity Fund	Domestic Equity
U.S. Small-Cap Equity Portfolio	Vanguard Strategic Small-Cap Equity Fund	Domestic Equity
Non-U.S. Socially Responsible Equity Portfolio	DFA International Sustainability Core 1 Portfolio	International Equity
Non-U.S. Total Stock Market Index Portfolio	iShares Core MSCI Total International Stock ETF	International Equity

The Trustee reserves the right to add or replace Individual Portfolios based upon market conditions, Program Manager and Investment Consultant input, account owner response, or other factors.

Principal Protected Portfolio: The Principal Protected Portfolio focuses on protecting the principal account owners' investment by allocating account owner contributions and earnings to a funding agreement issued by an insurance company that provides a guaranteed return of principal plus a minimum annualized rate of interest to the Trust. As of September 30, 2022, and 2021, this portfolio was maintained in a stable value fund.

**GOVERNMENT OF THE DISTRICT OF COLUMBIA
529 COLLEGE SAVINGS PROGRAM TRUST
NOTES TO FINANCIAL STATEMENTS
SEPTEMBER 30, 2022 AND 2021**

NOTE 3 INVESTMENTS (Continued)

Unrealized Appreciated / (Depreciated) Value of the Program's Investments

At September 30, 2022, the Program held the following investments, which are stated at fair value based on fair market prices:

	<u>Aggregate Cost</u>	<u>Aggregate Fair Value</u>	<u>Unrealized Appreciation (Depreciation)</u>
Domestic Equity Mutual Funds and ETFs			
DFA U.S. Sustainability Core 1 Portfolio	\$ 17,276,286	\$ 17,912,473	\$ 636,187
Vanguard Total Stock Market	262,730,829	197,269,350	(65,461,479)
JP Morgan U.S. Equity	64,948,731	64,165,793	(782,938)
Schwab U.S. REIT ETF	7,799,316	7,374,420	(424,896)
Vanguard Strategic Small Cap Equity	22,935,721	19,794,588	(3,141,133)
Vanguard Total Stock Market Index	134,354,972	103,151,788	(31,203,184)
International Equity Mutual Funds and ETFs			
DFA International Sustainability Core 1	8,430,402	7,219,221	(1,211,181)
iShares Core MSCI Total International Stock ETF	14,279,720	11,653,653	(2,626,067)
iShares MSCI EAFE International Index	57,609,309	42,392,521	(15,216,788)
Vanguard Emerging Market Stock Index	22,739,321	16,956,521	(5,782,799)
Fixed Income Mutual Funds and ETFs			
iShares Core International Aggregate Bond	9,123,492	7,889,090	(1,234,403)
iShares Core U.S. Aggregate Bond Index ETF	35,319,933	31,728,939	(3,590,995)
Loomis Sayles Core Plus Bond Fund	14,482,151	12,480,787	(2,001,363)
Vanguard High-Yield Corporate Admiral	20,381,185	17,272,960	(3,108,226)
Vanguard Short-Term Bond Index	80,667,982	74,532,047	(6,135,935)
Vanguard Short-Term Inflation Protected Securities	39,209,205	37,169,255	(2,039,951)
Vanguard Total Bond Market II Index	84,905,036	72,070,692	(12,834,344)
Guaranteed Investment Contracts			
Ameritas Principal Protected Portfolio	203,984,197	203,984,197	-
Total Investments	<u>\$ 1,101,177,791</u>	<u>\$ 945,018,298</u>	<u>\$ (156,159,493)</u>

The net unrealized loss on investments as of September 30, 2022 was \$156,159,493. The net depreciation in the fair value of the investments as reflected in the Statement of Changes in Fiduciary Net Position consists of the following for the year ended September 30, 2022:

Unrealized loss as of September 30, 2022	\$ (156,159,493)
Less: Unrealized gain as of September 30, 2021	<u>191,762,718</u>
Net change in unrealized gain (loss) during the year	(347,922,211)
Net realized gain during the year	<u>206,265,682</u>
Net Depreciation in Fair Value of Investments	<u>\$ (141,656,529)</u>

The net appreciation or depreciation in the fair value of investments consists of net realized and net unrealized gains or losses during the period.

**GOVERNMENT OF THE DISTRICT OF COLUMBIA
529 COLLEGE SAVINGS PROGRAM TRUST
NOTES TO FINANCIAL STATEMENTS
SEPTEMBER 30, 2022 AND 2021**

NOTE 3 INVESTMENTS (Continued)

At September 30, 2021, the Program held the following investments, which are stated at fair value based on fair market prices:

	<u>Aggregate Cost</u>	<u>Aggregate Fair Value</u>	<u>Unrealized Appreciation (Depreciation)</u>
Domestic Equity Mutual Funds and ETFs			
iShares Core S&P Total U.S. Stock Market ETF	\$ 192,679,875	\$ 332,242,935	\$139,563,060
Schwab U.S. REIT ETF	13,829,476	16,597,554	2,768,078
DFA U.S. Sustainability Core 1 Portfolio	13,499,155	18,717,405	5,218,250
JP Morgan U.S. Equity	53,544,410	72,451,456	18,907,046
Vanguard Strategic Small Cap Equity	16,979,237	21,727,973	4,748,736
International Equity Mutual Funds and ETFs			
DFA International Sustainability Core 1	7,659,507	9,572,975	1,913,468
iShares Core MSCI Total International Stock ETF	44,529,838	54,362,996	9,833,158
Fixed Income Mutual Funds and ETFs			
Vanguard Intermediate-Term Bond Index Fund	67,998,052	70,680,984	2,682,932
Vanguard Short-Term Corporate Bond Fund	57,801,664	59,169,966	1,368,302
Vanguard Short-Term Inflation Protected Securities	78,592,717	81,804,526	3,211,809
Loomis Sayles Core Plus Bond Fund	14,907,165	15,535,489	628,324
iShares Core U.S. Aggregate Bond ETF	22,044,879	22,807,166	762,287
iShares Core International Aggregate Bond	8,016,217	8,173,485	157,268
Guaranteed Investment Contracts			
Ameritas Principal Protected Portfolio	219,607,757	219,607,757	-
Total Investments	<u>\$ 811,689,949</u>	<u>\$ 1,003,452,667</u>	<u>\$ 191,762,718</u>

The net unrealized gain on investments as of September 30, 2021 was \$191,762,718. The net appreciation in the fair value of the investments as reflected in the Statement of Changes in Fiduciary Net Position consists of the following for the year ended September 30, 2021:

Unrealized gain as of September 30, 2021	\$ 191,762,718
Less: Unrealized gain as of September 30, 2020	<u>87,081,985</u>
Net change in unrealized gain during the year	104,680,733
Net realized gain during the year	<u>23,931,960</u>
Net Appreciation in Fair Value of Investments	<u>\$ 128,612,693</u>

The net appreciation or depreciation in the fair value of investments consists of net realized and net unrealized gains or losses during the period.

**GOVERNMENT OF THE DISTRICT OF COLUMBIA
529 COLLEGE SAVINGS PROGRAM TRUST
NOTES TO FINANCIAL STATEMENTS
SEPTEMBER 30, 2022 AND 2021**

NOTE 3 INVESTMENTS (Continued)

Investment Risks

The Program's investments are subject to the following risks common to investments:

Custodial Credit Risk is the risk that the Program will not be able to recover the value of its investments in the event of a failure by the counterparty to a transaction. Investments are exposed if they are uninsured, are not registered in the name of the Program, and are held by either (a) the counterparty or (b) the counterparty's trust department or agent, but not in the Program's name.

The Program's investments for fiscal Year 2022 and 2021 are uninsured and unregistered, but are held by the counterparty in the Program's name and are generally segregated by the counterparty in a manner to protect them from certain claims by creditors. The Plan also invests in mutual funds and exchange traded funds (ETF), which are not generally exposed to custodial credit risks.

Credit Risk is the risk that an issuer to an investment will not fulfill its obligations. The Program does not invest in debt securities that have an overall quality, which is less than the BBB as rated by Moody's or S&P Global. The primary credit ratings of the Program's debt securities are as follows:

Fund	Credit Rating	
	2022	2021
iShare Core International Aggregate Bond ETF	A, AA, AAA, BBB	A, AA, BBB, AAA,
iShare Core U.S. Aggregate Bond ETF	AAA, BBB, A, AA	-AA, BBB, A, AAA
Loomis Sayles Core Plus Bond Fund	AAA, BBB, BB, A	AAA, BBB, BB, A
Principal Protected Plus	BBB, A, AAA, AA	BBB, A, AA, AAA
Vanguard Intermediate-Term Bond Index I	AAA, BBB, A, AA	AAA, BBB, A, AA
Vanguard Short-Term Corp Bond Index I	AAA, A, BBB, AA	BBB, A, AA, AAA
Vanguard Short-Term Inflation-Protection Sec Index Ins	AAA	AAA
Vanguard High-Yield Corporate Fund	BB, B, BBB, CCC	N/A*

Interest rate risk is the risk that changes in interest rates will adversely affect the fair value of an investment. The Program does not invest in any investment account that has an average maturity exceeding ten years for its Bond Mutual Funds. The interest rate sensitivity, defined as duration, for each fund is as follows:

Fund	Average Duration	
	2022	2021
iShare Core International Aggregate Bond ETF	6.96	8.08
iShare Core U.S. Aggregate Bond ETF	6.42	6.87
Loomis Sayles Core Plus Bond Fund	6.52	5.32
Principal Protected Plus	6.87	7.80
Vanguard High-Yield Corporate Fund	4.2	N/A*
Vanguard Intermediate-Term Bond Index I	N/A*	6.54
Vanguard Short-Term Corp Bond Index I	2.65	2.78
Vanguard Short-Term Inflation-Protection Sec Index	2.47	2.63
Vanguard Total Bond Market II Index I	6.52	N/A*

*Fund not included in the portfolio during the respective period.

**GOVERNMENT OF THE DISTRICT OF COLUMBIA
529 COLLEGE SAVINGS PROGRAM TRUST
NOTES TO FINANCIAL STATEMENTS
SEPTEMBER 30, 2022 AND 2021**

NOTE 3 INVESTMENTS (Continued)

Foreign currency risk is the risk that changes in exchange rates will adversely affect the fair value of an investment in a foreign financial institution. The Program does not have a formal policy for limiting its exposure to changes in exchange rates.

The investment funds that invest primarily in foreign financial institutions are the DFA International Sustainability Core 1 Portfolio and iShare Core International Aggregate Bond ETF. The Fund has various currency denominations. The primary currency denominations are the Franc, the Yen, and the British Pound.

Fair Value Measurements

Equity Mutual Funds: Equity Mutual Funds consist of open-ended mutual funds that are registered with the Securities and Exchange Commission (SEC). The mutual funds held in equities are deemed to be actively traded and support classification of the fair value measurement as Level 1 in the fair value hierarchy.

Fixed Income Mutual Funds: Mutual funds are a pool of money invested by an investment company in a variety of instruments such as emerging markets sovereigns, government related agencies, and emerging markets corporations. This investment category consists of open-ended mutual funds that are registered with the Securities and Exchange Commission (SEC). The mutual funds are invested in high yield markets bonds that represent fixed income securities issued by corporations with credit ratings of AAA or lower. The mutual funds held in bonds are deemed to be actively traded and support the classification as Level 1 in the fair value hierarchy.

Guaranteed Investment Contracts: The Guaranteed Investment Contract (GIC) is valued at the sum of the net cash contributions to the deposit account plus interest credited minus withdrawals (the Contract Value). The GIC is measured at fair value and is a contractual investment rather than a security and is not deemed to be subject to custodial credit risk. The determination of fair value includes certain unobservable inputs as well as the assessment of the projected long-term duration of the Insurance and Annuity Company through review of contract terms and substantiated utilizing available market data. However, there is a risk that an insurance company could fail to perform its obligations under a funding agreement for financial or other reasons. The contract value of the GIC is not leveled in the fair value hierarchy table below.

**GOVERNMENT OF THE DISTRICT OF COLUMBIA
529 COLLEGE SAVINGS PROGRAM TRUST
NOTES TO FINANCIAL STATEMENTS
SEPTEMBER 30, 2022 AND 2021**

NOTE 3 INVESTMENTS (Continued)

The Program categorizes fair value measurement within a hierarchy established by generally accepted accounting principles. The underlying funds had the following recurring fair value measurements at September 30, 2022:

	Total	Fair Value Measurement Using		
		Quoted Prices in Active Markets for Identical Assets (Level 1)	Significant Other Observable Inputs (Level 2)	Significant Unobservable Inputs (Level 3)
INVESTMENTS MEASURED AT FAIR VALUE				
Domestic Equity Mutual Fund and ETFs				
DFA U.S. Sustainability Core 1 Portfolio	\$ 17,912,473	\$ 17,912,473	\$ -	\$ -
Vanguard Total Stock Market Fund	197,269,350	197,269,350	-	-
JP Morgan U.S. Equity Fund	64,165,793	64,165,793	-	-
Schwab U.S. REIT ETF	7,374,420	7,374,420	-	-
Vanguard Strategic Small Cap Equity Fund	19,794,588	19,794,588	-	-
Vanguard Total Stock Market Index	103,151,788	103,151,788	-	-
Total Domestic Equity Mutual Funds and ETFs	409,668,412	409,668,412	-	-
International Equity Mutual Funds and ETFs				
DFA International Sustainability Core 1 Portfolio	7,219,221	7,219,221	-	-
iShares Core MSCI Total International Stock ETF	11,653,653	11,653,653	-	-
iShares MSCI EAFE International Index	42,392,521	42,392,521	-	-
Vanguard Emerging Market Stock Index	16,956,521	16,956,521	-	-
Total International Equity Mutual Funds and ETFs	78,221,916	78,221,916	-	-
Fixed Income Mutual Funds and ETFs				
iShares Core International Aggregate Bond	7,889,090	7,889,090	-	-
iShares Core U.S. Aggregate Bond Index ETF	31,728,939	31,728,939	-	-
Loomis Sayles Core Plus Bond Fund	12,480,787	12,480,787	-	-
Vanguard High-Yield Corporate Admiral	17,272,960	17,272,960	-	-
Vanguard Short-Term Bond Index	74,532,047	74,532,047	-	-
Vanguard Short-Term Inflation Protected Securities	37,169,255	37,169,255	-	-
Vanguard Total Bond Market II Index	72,070,695	72,070,695	-	-
Total Fixed Income Mutual Funds and ETFs	253,143,773	253,143,773	-	-
TOTAL INVESTMENTS MEASURED AT FAIR VALUE	741,034,101	\$ 741,034,101	\$ -	\$ -
INVESTMENT MEASURED AT CONTRACT VALUE				
Guaranteed Investment Contracts				
Ameritas Principal Protected Portfolio	203,984,197			
TOTAL INVESTMENTS	\$ 945,018,298			

**GOVERNMENT OF THE DISTRICT OF COLUMBIA
529 COLLEGE SAVINGS PROGRAM TRUST
NOTES TO FINANCIAL STATEMENTS
SEPTEMBER 30, 2022 AND 2021**

NOTE 3 INVESTMENTS (Continued)

The Program categorizes fair value measurement within a hierarchy established by generally accepted accounting principles. The underlying funds had the following recurring fair value measurements at September 30, 2021.

	Total	Fair Value Measurement Using		
		Quoted Prices in Active Markets for Identical Assets (Level 1)	Significant Other Observable Inputs (Level 2)	Significant Unobservable Inputs (Level 3)
INVESTMENTS MEASURED AT FAIR VALUE				
Domestic Equity Mutual Fund and ETFs				
iShares Core S&P Total U.S. Stock Market ETF	\$ 332,242,935	\$ 332,242,935	\$ -	\$ -
Schwab U.S. REIT ETF	16,597,554	16,597,554	-	-
DFA U.S. Sustainability Core 1 Portfolio	18,717,405	18,717,405	-	-
JP Morgan U.S. Equity Fund	72,451,456	72,451,456	-	-
Vanguard Strategic Small Cap Equity Fund	21,727,973	21,727,973	-	-
Total Domestic Equity Mutual Funds and ETFs	461,737,323	461,737,323	-	-
International Equity Mutual Funds and ETFs				
DFA International Sustainability Core 1 Portfolio	9,572,975	9,572,975	-	-
iShares Core MSCI Total International Stock ETF	54,362,996	54,362,996	-	-
Total International Equity Mutual Funds and ETFs	63,935,971	63,935,971	-	-
Fixed Income Mutual Funds and ETFs				
Vanguard Intermediate-Term Bond Index Fund	70,680,984	70,680,984	-	-
Vanguard Short-Term Corporate Bond Fund	59,169,966	59,169,966	-	-
Vanguard Short-Term Inflation Protection Securities	81,804,526	81,804,526	-	-
Loomis Sayles Core Plus Bond ETF	15,535,489	15,535,489	-	-
iShares Core U.S. Aggregate Bond ETF	22,807,166	22,807,166	-	-
iShares Core International Aggregate Bond	8,173,485	8,173,485	-	-
Total Fixed Income Mutual Funds and ETFs	258,171,616	258,171,616	-	-
TOTAL INVESTMENTS MEASURED AT FAIR VALUE	783,844,910	\$ 783,844,910	\$ -	\$ -
INVESTMENT MEASURED AT CONTRACT VALUE				
Guaranteed Investment Contracts				
Ameritas Principal Protected Portfolio	219,607,757			
TOTAL INVESTMENTS	\$ 1,003,452,667			

**GOVERNMENT OF THE DISTRICT OF COLUMBIA
529 COLLEGE SAVINGS PROGRAM TRUST
NOTES TO FINANCIAL STATEMENTS
SEPTEMBER 30, 2022 AND 2021**

NOTE 4 ADMINISTRATIVE AND MAINTENANCE FEES

The Program assessed underlying investment, program management, state fees and an annual maintenance fee. Program management and state fees (administrative fees) which totaled 0.15% on the principal protected portfolio and 0.30% on all other funds were assessed. The annual maintenance fee is generally charged during the month of the first anniversary in which the account was opened and annually thereafter. Account owners who are residents of the District are charged an annual maintenance fee of \$10.00, and non-District residents are charged an annual maintenance fee of \$15.00. The annual maintenance fees are charged on a pro rata basis upon closure of an account. The Program Manager receives the \$10.00 annual maintenance fee charged to District residents. Of the \$15.00 annual maintenance fee charged to non-District residents, the Program Manager receives \$10.00, and the District receives \$5.00.

For fiscal year 2022, total program management and administrative fees assessed to account owners were \$2,500,951 and \$518,906, respectively. These fees are reflected in the Participant Fund Statement of Changes in Fiduciary Net Position. The District portion of the fees was \$518,906, which is reflected in the Administrative Fund Statement of Changes in Fiduciary Net Position. As of September 30, 2022, the total amount earned during the fiscal year, but not remitted to the District was \$40,665.

For the fiscal year 2022, maintenance and enrollment fees reflected in the Participant Fund Statement of Changes in Fiduciary Net Position totaled \$214,844. The District's portion was \$17,481, which is reflected in the Administrative Fund Statement of Changes in Fiduciary Net Position. As of September 30, 2022, the total amount earned during the fiscal year, but not remitted to the District was \$442.

The District incurred administrative expenses of \$330,007 in fiscal year 2022, which is reflected in the Administrative Fund Statement of Changes in Fiduciary Net Position. The expenses incurred were for professional fees and scholarship donations. As of September 30, 2022, the net position held in trust for administrative expenses was \$1,187,354.

For fiscal year 2021, total program management and administrative fees assessed to account owners were \$2,288,268 and \$476,648, respectively. These fees are reflected in the Participant Fund Statement of Changes in Fiduciary Net Position. The District portion of the fees was \$476,648, which is reflected in the Administrative Fund Statement of Changes in Fiduciary Net Position. As of September 30, 2021, the total amount earned during the fiscal year, but not remitted to the District was \$42,569.

For the fiscal year 2021, maintenance and enrollment fees reflected in the Participant Fund Statement of Changes in Fiduciary Net Position totaled \$192,932. The District's portion was \$17,092, which is reflected in the Administrative Fund Statement of Changes in Fiduciary Net Position. As of September 30, 2021, the total amount earned during the fiscal year, but not remitted to the District was \$386.

**GOVERNMENT OF THE DISTRICT OF COLUMBIA
529 COLLEGE SAVINGS PROGRAM TRUST
NOTES TO FINANCIAL STATEMENTS
SEPTEMBER 30, 2022 AND 2021**

NOTE 4 ADMINISTRATIVE AND MAINTENANCE FEES (Continued)

The District incurred administrative expenses of \$281,823 in fiscal year 2021, which is reflected in the Administrative Fund Statement of Changes in Fiduciary Net Position. The expenses incurred were for professional fees and scholarship donations. As of September 30, 2021, the net position held in trust for administrative expenses was \$908,347.

NOTE 5 INVESTMENT EXPENSES

Investment expenses represent the operating expenses and load fees paid to the broker dealers. Certain fees charged by the investment funds for operating expenses and load fees are reflected in the net appreciation in fair value of investments amount in the Statement of Changes in Fiduciary Net Position. Underlying investment fees, net of administrative and program management fees (see Note 4), ranged from 0.00% to 0.44% (gross of 0.15% to 0.74%) of the fund's average daily net asset value. Underlying investment management fees, net of administrative and program management fees, totaled \$805,927 and \$760,036 for fiscal year 2022 and 2021, respectively. The fees are reflected in the Participant Fund Statement of Changes in Fiduciary Net Position.

NOTE 6 RELATED PARTY TRANSACTIONS

All the Program's individual portfolios invest in a single underlying mutual fund or ETF managed by a third-party investment manager. The year of enrollment portfolios have a set target allocation and are invested in multiple underlying mutual funds, ETFs as well as the Ameritas Funding Agreement.

Ascensus College Savings monitors and rebalances the underlying asset allocations of the Year of College Enrollment Portfolios on a quarterly basis. The principal protected portfolio invests in a funding agreement issued by Ameritas Life.

NOTE 7 RISKS AND UNCERTAINTIES

The Plan invests in investment securities that are exposed to various risks such as interest rate, market and credit risks. Due to the level of risk associated with certain investment securities, it is at least reasonably possible, that changes in the values of the investment securities will occur in the near term and that such changes could materially affect participants' account balances and the amounts reported in the Statement of Fiduciary Net Position.

NOTE 8 SUBSEQUENT EVENTS

The Trust has evaluated events subsequent to September 30, 2022, and through December xx, 2022, the date the financial statements were available to be issued and determined there have not been any events that have occurred that would require adjustments to the financial statements.

**REPORT ON INTERNAL CONTROL OVER FINANCIAL REPORTING AND ON
COMPLIANCE AND OTHER MATTERS BASED ON AN AUDIT OF FINANCIAL
STATEMENTS PERFORMED IN ACCORDANCE WITH *GOVERNMENT AUDITING
STANDARDS*.**

To the Trustee of
The District of Columbia 529 College Savings Program Trust

We have audited, in accordance with the auditing standards generally accepted in the United States of America and the standards applicable to financial audits contained in *Government Auditing Standards* issued by the Comptroller General of the United States, the financial statements of the District of Columbia 529 College Savings Program Participant and Administrative Funds (the "Trust"), as of and for the year ended September 30, 2022, and the related notes to the financial statements, which collectively comprise the Trust's basic financial statements, and have issued our report thereon dated December 15, 2022.

Internal Control Over Financial Reporting

In planning and performing our audit of the financial statements, we considered the Trust's internal control over financial reporting (internal control) to determine the audit procedures that are appropriate in the circumstances for the purpose of expressing our opinions on the financial statements, but not for the purpose of expressing an opinion on the effectiveness of the Trust's internal control. Accordingly, we do not express an opinion on the effectiveness of the Trust's internal control.

A deficiency in internal control exists when the design or operation of a control does not allow management or employees, in the normal course of performing their assigned functions, to prevent, or detect and correct, misstatements on a timely basis. *A material weakness* is a deficiency, or a combination of deficiencies, in internal control, such that there is a reasonable possibility that a material misstatement of the Trust's financial statements will not be prevented, or detected and corrected on a timely basis. *A significant deficiency* is a deficiency, or a combination of deficiencies, in internal control that is less severe than a material weakness, yet important enough to merit attention by those charged with governance.

Our consideration of internal control was for the limited purpose described in the first paragraph of this section and was not designed to identify all deficiencies in internal control that might be material weaknesses or significant deficiencies. Given these limitations, during our audit we did not identify any deficiencies in internal control that we consider to be material weaknesses. However, material weaknesses may exist that have not been identified.

Compliance and Other Matters

As part of obtaining reasonable assurance about whether the Trust's financial statements are free of material misstatement, we performed tests of its compliance with certain provisions of laws, regulations, contracts, and grant agreements, noncompliance with which could have a direct and material effect on the determination of financial statement amounts. However, providing an opinion on compliance with those provisions was not an objective of our audit, and accordingly, we do not express such an opinion. The results of our tests disclosed no instances of noncompliance or other matters that are required to be reported under *Government Auditing Standards*.


Purpose of this Report

The purpose of this report is solely to describe the scope of our testing of internal control and compliance and the results of that testing, and not to provide an opinion on the effectiveness of the Trust's internal control or on compliance. This report is an integral part of an audit performed in accordance with *Government Auditing Standards* in considering the Trust's internal control and compliance. Accordingly, this communication is not suitable for any other purpose.

This report is intended solely for the information and use of the Trustees and management and is not intended to be and should not be used by anyone other than these specified parties.

Washington, D.C. *Watson Rice LLP*
December 15, 2022

NOTES





Before you invest, consider whether your or the beneficiary's home state offers any state tax or other state benefits such as financial aid, scholarship funds, and protection from creditors that are only available for investments in that state's qualified tuition program.

For more information about The DC College Savings Plan ("The Plan"), call 800.987.4859, or visit dccollegesavings.com to obtain a Program Disclosure Booklet, which includes investment objectives, risks, charges, expenses, and other important information; read and consider it carefully before investing.

The Plan is administered by the District of Columbia Office of the Chief Financial Officer, Office of Finance and Treasury. Ascensus College Savings Recordkeeping Services, LLC, the Program Manager, and its affiliates, have overall responsibility for the day-to-day operations, including recordkeeping and administrative services. Ascensus Investment Advisors, LLC serves as the Investment Manager.

The Plan's Portfolios invest in: (i) exchange-traded funds, (ii) mutual funds and (iii) a funding agreement. Investments in The Plan are municipal securities that will vary with market conditions. Investments are not guaranteed or insured by the Government of the District of Columbia, the District of Columbia College Savings Program Trust, the District of Columbia Chief Financial Officer, the District of Columbia Treasurer, the Trustee for the District of Columbia College Savings Program Trust or any co-fiduciary or instrumentality thereof, the Federal Deposit Insurance Corporation or any instrumentality thereof.

INVESTMENTS ARE NOT FDIC INSURED, MAY LOSE VALUE AND ARE NOT BANK GUARANTEED.

Upromise is an optional service offered by Upromise, Inc., is separate from the DC College Savings Plan, and is not affiliated with Ascensus College Savings Recordkeeping Services, LLC or the District of Columbia. Terms and conditions apply to the Upromise service. Participating companies, contribution levels, and terms and conditions are subject to change at any time without notice. Transfers from Upromise to a DC College Savings Plan account are subject to a \$50 minimum. Upromise and the Upromise logo are registered service marks of Upromise, Inc.

Ugift is a registered service mark.

