

DFA INVESTMENT DIMENSIONS GROUP INC.

Enhanced U.S. Large Company Portfolio	World Core Equity Portfolio	DFA Intermediate-Term Municipal Bond Portfolio
U.S. Large Cap Equity Portfolio	Selectively Hedged Global Equity Portfolio	DFA California Short-Term Municipal Bond Portfolio
U.S. Large Cap Value Portfolio	Emerging Markets Portfolio	DFA California Intermediate-Term Municipal Bond Portfolio
U.S. Small Cap Value Portfolio	Emerging Markets Value Portfolio	Portfolio
U.S. Targeted Value Portfolio	Emerging Markets Targeted Value Portfolio	U.S. Large Cap Growth Portfolio
U.S. Core Equity 1 Portfolio	Emerging Markets Small Cap Portfolio	U.S. Small Cap Growth Portfolio
U.S. Core Equity 2 Portfolio	Emerging Markets Core Equity Portfolio	International Large Cap Growth Portfolio
U.S. Vector Equity Portfolio	DFA Commodity Strategy Portfolio	International Small Cap Growth Portfolio
U.S. Small Cap Portfolio	DFA One-Year Fixed Income Portfolio	U.S. Social Core Equity 2 Portfolio
U.S. Micro Cap Portfolio	DFA Two-Year Global Fixed Income Portfolio	U.S. Sustainability Core 1 Portfolio
Large Cap International Portfolio	DFA Selectively Hedged Global Fixed Income Portfolio	International Sustainability Core 1 Portfolio
International Core Equity Portfolio	DFA Five-Year Global Fixed Income Portfolio	International Social Core Equity Portfolio
Global Small Company Portfolio	DFA World ex U.S. Government Fixed Income Portfolio	Emerging Markets Sustainability Core 1 Portfolio
International Small Company Portfolio	DFA Short-Term Government Portfolio	Emerging Markets Social Core Equity Portfolio
Japanese Small Company Portfolio	DFA Intermediate Government Fixed Income Portfolio	Global Social Core Equity Portfolio
Asia Pacific Small Company Portfolio	DFA Short-Term Extended Quality Portfolio	DFA Global Sustainability Fixed Income Portfolio
United Kingdom Small Company Portfolio	DFA Intermediate-Term Extended Quality Portfolio	Tax-Managed U.S. Marketwide Value Portfolio
Continental Small Company Portfolio	DFA Targeted Credit Portfolio	Tax-Managed U.S. Targeted Value Portfolio
DFA International Real Estate Securities Portfolio	DFA Global Core Plus Fixed Income Portfolio	Tax-Managed U.S. Equity Portfolio
DFA International Small Cap Value Portfolio	DFA Investment Grade Portfolio	Tax-Managed U.S. Small Cap Portfolio
International Vector Equity Portfolio	DFA Inflation-Protected Securities Portfolio	T.A. U.S. Core Equity 2 Portfolio
World ex U.S. Value Portfolio	DFA Short-Duration Real Return Portfolio	Tax-Managed DFA International Value Portfolio
World ex U.S. Targeted Value Portfolio	DFA Municipal Bond Portfolio	T.A. World ex U.S. Core Equity Portfolio
World ex U.S. Core Equity Portfolio	DFA Short-Term Municipal Bond Portfolio	VIT Inflation-Protected Securities Portfolio

DIMENSIONAL INVESTMENT GROUP INC.

DFA International Value Portfolio	Global Equity Portfolio
DFA Two-Year Fixed Income Portfolio	Global Allocation 60/40 Portfolio
DFA Two-Year Government Portfolio	Global Allocation 25/75 Portfolio

SUPPLEMENT TO THE PROSPECTUSES OF EACH OF THE PORTFOLIOS LISTED ABOVE

The purpose of this Supplement to the Prospectuses dated February 28, 2019, as amended (November 4, 2019 with respect to the Global Social Core Equity Portfolio), of the portfolios listed above (collectively, the “Portfolios”), each a series of DFA Investment Dimensions Group Inc. or Dimensional Investment Group Inc. (collectively, the “Funds”), is to notify shareholders that the Boards of Directors of the Funds approved reductions to the management fees and/or reductions to (or new) expense limitation amounts for the Portfolios, effective on February 28, 2020, as described below:

I. Effective February 28, 2020, the management fees of the Portfolios listed below are reduced as follows:

Portfolio Name	Current Investment Management Fee	Investment Management Fee as of 2/28/20
Asia Pacific Small Company Portfolio*	0.50%	0.47%
Continental Small Company Portfolio*	0.50%	0.47%
DFA California Intermediate-Term Municipal Bond Portfolio	0.20%	0.18%
DFA California Short-Term Municipal Bond Portfolio	0.20%	0.18%
DFA Commodity Strategy Portfolio	0.30%	0.28%
DFA Five-Year Global Fixed Income Portfolio	0.25%	0.22%
DFA Global Core Plus Fixed Income Portfolio	0.25%	0.24%
DFA Global Sustainability Fixed Income Portfolio	0.24%	0.23%
DFA Inflation-Protected Securities Portfolio	0.10%	0.09%
DFA Intermediate Government Fixed Income Portfolio	0.10%	0.09%

DFA Intermediate-Term Extended Quality Portfolio	0.20%	0.19%
DFA Intermediate-Term Municipal Bond Portfolio	0.20%	0.18%
DFA International Real Estate Securities Portfolio	0.25%	0.24%
DFA International Small Cap Value Portfolio	0.65%	0.60%
DFA International Value Portfolio*	0.40%	0.35%
DFA Investment Grade Portfolio	0.20%	0.19%
DFA Municipal Bond Portfolio	0.20%	0.18%
DFA One-Year Fixed Income Portfolio	0.15%	0.14%
DFA Selectively Hedged Global Fixed Income Portfolio	0.15%	0.14%
DFA Short-Duration Real Return Portfolio	0.20%	0.18%
DFA Short-Term Extended Quality Portfolio	0.20%	0.19%
DFA Short-Term Government Portfolio	0.17%	0.16%
DFA Short-Term Municipal Bond Portfolio	0.20%	0.18%
DFA Targeted Credit Portfolio	0.19%	0.18%
DFA Two-Year Global Fixed Income Portfolio	0.15%	0.14%
DFA World ex U.S. Government Fixed Income Portfolio	0.18%	0.17%
Emerging Markets Core Equity Portfolio	0.47%	0.42%
Emerging Markets Portfolio*	0.42%	0.37%
Emerging Markets Small Cap Portfolio*	0.65%	0.60%
Emerging Markets Social Core Equity Portfolio	0.47%	0.45%
Emerging Markets Sustainability Core 1 Portfolio	0.50%	0.45%
Emerging Markets Targeted Value Portfolio	0.70%	0.65%
Emerging Markets Value Portfolio*	0.50%	0.45%
Enhanced U.S. Large Company Portfolio	0.20%	0.12%
International Core Equity Portfolio	0.27%	0.24%
International Large Cap Growth Portfolio	0.25%	0.23%
International Small Cap Growth Portfolio	0.50%	0.48%
International Small Company Portfolio	0.40%	0.38%
International Social Core Equity Portfolio	0.29%	0.27%
International Sustainability Core 1 Portfolio	0.30%	0.27%
International Vector Equity Portfolio	0.45%	0.42%
Japanese Small Company Portfolio*	0.50%	0.47%
Large Cap International Portfolio	0.20%	0.18%
Selectively Hedged Global Equity Portfolio	0.30%	0.28%
T.A. U.S. Core Equity 2 Portfolio	0.22%	0.20%
T.A. World ex U.S. Core Equity Portfolio	0.32%	0.30%
Tax-Managed DFA International Value Portfolio	0.50%	0.45%
Tax-Managed U.S. Equity Portfolio	0.20%	0.18%
Tax-Managed U.S. Marketwide Value Portfolio*	0.35%	0.33%
Tax-Managed U.S. Small Cap Portfolio	0.45%	0.40%
Tax-Managed U.S. Targeted Value Portfolio	0.42%	0.40%
U.S. Core Equity 1 Portfolio	0.17%	0.14%
U.S. Core Equity 2 Portfolio	0.20%	0.17%
U.S. Large Cap Equity Portfolio	0.15%	0.12%
U.S. Large Cap Growth Portfolio	0.17%	0.15%
U.S. Large Cap Value Portfolio*	0.25%	0.23%
U.S. Micro Cap Portfolio	0.50%	0.48%
U.S. Small Cap Growth Portfolio	0.35%	0.33%
U.S. Small Cap Portfolio	0.35%	0.33%
U.S. Small Cap Value Portfolio	0.50%	0.48%
U.S. Social Core Equity 2 Portfolio	0.25%	0.23%

U.S. Sustainability Core 1 Portfolio	0.23%	0.20%
U.S. Targeted Value Portfolio	0.35%	0.33%
U.S. Vector Equity Portfolio	0.30%	0.28%
United Kingdom Small Company Portfolio*	0.50%	0.47%
World Core Equity Portfolio	0.30%	0.27%
World ex U.S. Core Equity Portfolio	0.32%	0.29%
World ex U.S. Targeted Value Portfolio	0.58%	0.53%
World ex U.S. Value Portfolio	0.47%	0.43%

* Effective February 28, 2020, the total management fee limit in the Portfolio's permanent fee waiver has been reduced to correspond to the reduction of the Portfolio's investment management fee.

II. Effective February 28, 2020, the management fees and expense limitation amounts of the Portfolios listed below are reduced (or implemented) as follows:

Portfolio Name	Current Investment Management Fee	Investment Management Fee as of 2/28/20	Current Expense Limitation Amount	Expense Limitation Amount as of 2/28/20
DFA Two-Year Fixed Income Portfolio	0.15%	0.14%	N/A	0.21%
DFA Two-Year Government Portfolio	0.15%	0.14%	N/A	0.20%
Global Allocation 25/75 Portfolio	0.20%	0.18%	0.22%	0.18%
Global Allocation 60/40 Portfolio	0.25%	0.20%	0.25%	0.20%
Global Equity Portfolio	0.30%	0.23%	0.27%	0.23%
Global Small Company Portfolio	0.45%	0.43%	0.49%	0.47%

III. Effective February 28, 2020, the expense limitation amounts of the Portfolios listed below are reduced as follows:

Portfolio Name	Current Expense Limitation Amount	Expense Limitation Amount as of 2/28/20
Global Social Core Equity Portfolio	0.36%	0.34%
VIT Inflation-Protected Securities Portfolio	0.18%	0.15%

The date of this Supplement is December 23, 2019

Prospectus

February 28, 2019

DFA INVESTMENT DIMENSIONS GROUP INC. / DIMENSIONAL INVESTMENT GROUP INC.

DFA One-Year Fixed Income Portfolio (DFIHX)
DFA Two-Year Fixed Income Portfolio (DFCFX)
DFA Two-Year Government Portfolio (DFYGX)
DFA Two-Year Global Fixed Income Portfolio (DFGFY)
DFA Selectively Hedged Global Fixed Income Portfolio (DFSHX)
DFA Five-Year Global Fixed Income Portfolio (DFGBX)
DFA World Ex U.S. Government Fixed Income Portfolio (DWFIX)
DFA Short-Term Government Portfolio (DFFGX)
DFA Intermediate Government Fixed Income Portfolio (DFIGX)
DFA Short-Term Extended Quality Portfolio (DFEQX)
DFA Intermediate-Term Extended Quality Portfolio (DFTEX)
DFA Targeted Credit Portfolio (DTCPX)
DFA Global Core Plus Fixed Income Portfolio (DGCFX)

DFA Investment Grade Portfolio (DFAPX)
DFA Diversified Fixed Income Portfolio (DFXIX)
DFA LTIP Portfolio (DRXIX)
DFA Inflation-Protected Securities Portfolio (DIPSX)
DFA Short-Duration Real Return Portfolio (DFAIX)
DFA Municipal Real Return Portfolio (DMREX)
DFA California Municipal Real Return Portfolio (DCARX)
DFA Municipal Bond Portfolio (DFMPX)
DFA Short-Term Municipal Bond Portfolio (DFSMX)
DFA Intermediate-Term Municipal Bond Portfolio (DFTIX)
DFA California Short-Term Municipal Bond Portfolio (DFCMX)
DFA California Intermediate-Term Municipal Bond Portfolio (DCIBX)
DFA MN Municipal Bond Portfolio (DMNBX)
DFA NY Municipal Bond Portfolio (DNYMX)

This Prospectus describes the shares of each Portfolio which:
Are for long-term investors.

Are generally available only to institutional investors and clients of registered investment advisors.
Do not charge sales commissions or loads.

Beginning on January 1, 2021, as permitted by regulations adopted by the Securities and Exchange Commission, paper copies of each Portfolio's annual and semi-annual shareholder reports will no longer be sent by mail, unless you specifically request paper copies of the reports from the Portfolio or from your financial intermediary. Instead, the reports will be made available on a Portfolio's website, and you will be notified by mail each time a report is posted and provided with a website link to access the report.

If you already elected to receive shareholder reports electronically, you will not be affected by this change and you need not take any action. You may elect to receive shareholder reports and other communications electronically from a Portfolio anytime by contacting the Portfolio's transfer agent at (888) 576-1167 or by contacting your financial intermediary.

You may elect to receive all future shareholder reports in paper free of charge. You can inform a Portfolio that you wish to continue receiving paper copies of your shareholder reports by contacting your financial intermediary or, if you invest directly with the Portfolio, by calling (888) 576-1167, to let the Portfolio know of your request. Your election to receive reports in paper will apply to all DFA Funds held directly or to all funds held through your financial intermediary.

The Securities and Exchange Commission has not approved or disapproved these securities or passed upon the adequacy of this Prospectus. Any representation to the contrary is a criminal offense.

Table of Contents

DFA One-Year Fixed Income Portfolio	1
Investment Objective	1
Fees and Expenses of the Portfolio	1
Principal Investment Strategies	1
Principal Risks	2
Performance	3
Investment Advisor/Portfolio Management	4
Purchase and Redemption of Fund Shares	5
Tax Information	5
Payments to Financial Intermediaries	5
DFA Two-Year Fixed Income Portfolio	6
Investment Objective	6
Fees and Expenses of the Portfolio	6
Principal Investment Strategies	6
Principal Risks	7
Performance	8
Investment Advisor/Portfolio Management	9
Purchase and Redemption of Fund Shares	10
Tax Information	10
Payments to Financial Intermediaries	10
DFA Two-Year Government Portfolio	11
Investment Objective	11
Fees and Expenses of the Portfolio	11
Principal Investment Strategies	11
Principal Risks	12
Performance	13
Investment Advisor/Portfolio Management	14
Purchase and Redemption of Fund Shares	15
Tax Information	15
Payments to Financial Intermediaries	15
DFA Two-Year Global Fixed Income Portfolio	16
Investment Objective	16
Fees and Expenses of the Portfolio	16
Principal Investment Strategies	16
Principal Risks	17
Performance	19
Investment Advisor/Portfolio Management	20

Purchase and Redemption of Fund Shares	20
Tax Information	20
Payments to Financial Intermediaries	20
DFA Selectively Hedged Global Fixed Income Portfolio	21
Investment Objective	21
Fees and Expenses of the Portfolio	21
Principal Investment Strategies	21
Principal Risks	22
Performance	24
Investment Advisor/Portfolio Management	25
Purchase and Redemption of Fund Shares	25
Tax Information	25
Payments to Financial Intermediaries	25
DFA Five-Year Global Fixed Income Portfolio	26
Investment Objective	26
Fees and Expenses of the Portfolio	26
Principal Investment Strategies	26
Principal Risks	27
Performance	29
Investment Advisor/Portfolio Management	30
Purchase and Redemption of Fund Shares	30
Tax Information	30
Payments to Financial Intermediaries	30
DFA World ex U.S. Government Fixed Income Portfolio	31
Investment Objective	31
Fees and Expenses of the Portfolio	31
Principal Investment Strategies	32
Principal Risks	32
Performance	34
Investment Advisor/Portfolio Management	35
Purchase and Redemption of Fund Shares	35
Tax Information	35
Payments to Financial Intermediaries	35
DFA Short-Term Government Portfolio	36
Investment Objective	36
Fees and Expenses of the Portfolio	36
Principal Investment Strategies	36
Principal Risks	37
Performance	38
Investment Advisor/Portfolio Management	39

Purchase and Redemption of Fund Shares	39
Tax Information	39
Payments to Financial Intermediaries	39
DFA Intermediate Government Fixed Income Portfolio	40
Investment Objective	40
Fees and Expenses of the Portfolio	40
Principal Investment Strategies	40
Principal Risks	41
Performance	42
Investment Advisor/Portfolio Management	43
Purchase and Redemption of Fund Shares	43
Tax Information	43
Payments to Financial Intermediaries	43
DFA Short-Term Extended Quality Portfolio	44
Investment Objective	44
Fees and Expenses of the Portfolio	44
Principal Investment Strategies	44
Principal Risks	45
Performance	47
Investment Advisor/Portfolio Management	48
Purchase and Redemption of Fund Shares	48
Tax Information	48
Payments to Financial Intermediaries	48
DFA Intermediate-Term Extended Quality Portfolio	49
Investment Objective	49
Fees and Expenses of the Portfolio	49
Principal Investment Strategies	49
Principal Risks	50
Performance	52
Investment Advisor/Portfolio Management	53
Purchase and Redemption of Fund Shares	53
Tax Information	53
Payments to Financial Intermediaries	53
DFA Targeted Credit Portfolio	54
Investment Objective	54
Fees and Expenses of the Portfolio	54
Principal Investment Strategies	55
Principal Risks	55
Performance	57
Investment Advisor/Portfolio Management	58

Purchase and Redemption of Fund Shares	58
Tax Information	58
Payments to Financial Intermediaries	58
DFA Global Core Plus Fixed Income Portfolio	59
Investment Objective	59
Fees and Expenses of the Portfolio	59
Principal Investment Strategies	60
Principal Risks	61
Performance	63
Investment Advisor/Portfolio Management	63
Purchase and Redemption of Fund Shares	63
Tax Information	63
Payments to Financial Intermediaries	63
DFA Investment Grade Portfolio	64
Investment Objective	64
Fees and Expenses of the Portfolio	64
Principal Investment Strategies	64
Principal Risks	65
Performance	67
Investment Advisor/Portfolio Management	68
Purchase and Redemption of Fund Shares	68
Tax Information	68
Payments to Financial Intermediaries	68
DFA Diversified Fixed Income Portfolio	69
Investment Objective	69
Fees and Expenses of the Portfolio	69
Principal Investment Strategies	70
Principal Risks	70
Performance	73
Investment Advisor/Portfolio Management	74
Purchase and Redemption of Fund Shares	74
Tax Information	74
Payments to Financial Intermediaries	74
DFA LTIP Portfolio	75
Investment Objective	75
Fees and Expenses of the Portfolio	75
Principal Investment Strategies	76
Principal Risks	76
Performance	78

Investment Advisor/Portfolio Management	79
Purchase and Redemption of Fund Shares	80
Tax Information	80
Payments to Financial Intermediaries	80
DFA Inflation-Protected Securities Portfolio	81
Investment Objective	81
Fees and Expenses of the Portfolio	81
Principal Investment Strategies	81
Principal Risks	82
Performance	84
Investment Advisor/Portfolio Management	85
Purchase and Redemption of Fund Shares	85
Tax Information	85
Payments to Financial Intermediaries	85
DFA Short-Duration Real Return Portfolio	86
Investment Objective	86
Fees and Expenses of the Portfolio	86
Principal Investment Strategies	86
Principal Risks	87
Performance	89
Investment Advisor/Portfolio Management	90
Purchase and Redemption of Fund Shares	91
Tax Information	91
Payments to Financial Intermediaries	91
DFA Municipal Real Return Portfolio	92
Investment Objective	92
Fees and Expenses of the Portfolio	92
Principal Investment Strategies	93
Principal Risks	93
Performance	95
Investment Advisor/Portfolio Management	96
Purchase and Redemption of Fund Shares	97
Tax Information	97
Payments to Financial Intermediaries	97
DFA California Municipal Real Return Portfolio	98
Investment Objective	98
Fees and Expenses of the Portfolio	98
Principal Investment Strategies	99
Principal Risks	100

Performance	102
Investment Advisor/Portfolio Management	103
Purchase and Redemption of Fund Shares	103
Tax Information	103
Payments to Financial Intermediaries	103
DFA Municipal Bond Portfolio	104
Investment Objective	104
Fees and Expenses of the Portfolio	104
Principal Investment Strategies	105
Principal Risks	105
Performance	107
Investment Advisor/Portfolio Management	108
Purchase and Redemption of Fund Shares	108
Tax Information	108
Payments to Financial Intermediaries	108
DFA Short-Term Municipal Bond Portfolio	109
Investment Objective	109
Fees and Expenses of the Portfolio	109
Principal Investment Strategies	109
Principal Risks	110
Performance	111
Investment Advisor/Portfolio Management	112
Purchase and Redemption of Fund Shares	113
Tax Information	113
Payments to Financial Intermediaries	113
DFA Intermediate-Term Municipal Bond Portfolio	114
Investment Objective	114
Fees and Expenses of the Portfolio	114
Principal Investment Strategies	114
Principal Risks	115
Performance	116
Investment Advisor/Portfolio Management	117
Purchase and Redemption of Fund Shares	118
Tax Information	118
Payments to Financial Intermediaries	118
DFA California Short-Term Municipal Bond Portfolio	119
Investment Objective	119
Fees and Expenses of the Portfolio	119
Principal Investment Strategies	119

Principal Risks	121
Performance	122
Investment Advisor/Portfolio Management	123
Purchase and Redemption of Fund Shares	124
Tax Information	124
Payments to Financial Intermediaries	124
DFA California Intermediate-Term Municipal Bond Portfolio	125
Investment Objective	125
Fees and Expenses of the Portfolio	125
Principal Investment Strategies	125
Principal Risks	127
Performance	128
Investment Advisor/Portfolio Management	129
Purchase and Redemption of Fund Shares	129
Tax Information	130
Payments to Financial Intermediaries	130
DFA MN Municipal Bond Portfolio	131
Investment Objective	131
Fees and Expenses of the Portfolio	131
Principal Investment Strategies	132
Principal Risks	132
Performance	134
Investment Advisor/Portfolio Management	135
Purchase and Redemption of Fund Shares	135
Tax Information	135
Payments to Financial Intermediaries	135
DFA NY Municipal Bond Portfolio	136
Investment Objective	136
Fees and Expenses of the Portfolio	136
Principal Investment Strategies	136
Principal Risks	137
Performance	139
Investment Advisor/Portfolio Management	140
Purchase and Redemption of Fund Shares	140
Tax Information	140
Payments to Financial Intermediaries	140
Additional Information on Investment Objectives and Policies	141
Description of Investments of the Portfolios Other than the Municipal Real Return Portfolio, California Municipal Real Return Portfolio, Municipal Bond Portfolio, Short-Term Municipal Bond Portfolio, Intermediate-Term Municipal Bond Portfolio, California Short-Term Municipal Bond Portfolio, California Intermediate-Term Municipal Bond Portfolio, MN Municipal Bond Portfolio and NY Municipal Bond Portfolio	141

Portfolio Strategies	143
Additional Information Regarding Investment Risks	145
Other Information	146
Commodity Pool Operator Exemption	146
Securities Loans	147
Securities Lending Revenue	147
Management of the Portfolios	148
Management Fees	149
Shareholder Services	151
Fee Waiver and Expense Assumption Agreements	151
Dividends, Capital Gains Distributions and Taxes	153
Purchase of Shares	159
Cash Purchases	159
In-Kind Purchases	160
Policy Regarding Excessive or Short-Term Trading	160
Valuation of Shares	163
Net Asset Value	163
Public Offering Price	164
Exchange of Shares	164
Redemption of Shares	165
Redemption Procedure	165
Redemption of Small Accounts	166
In-Kind Redemptions	166
Disclosure of Portfolio Holdings	166
Delivery of Shareholder Documents	167
Financial Highlights	167

DFA One-Year Fixed Income Portfolio

Investment Objective

The investment objective of the DFA One-Year Fixed Income Portfolio (the "One-Year Portfolio") is to achieve a stable real return in excess of the rate of inflation with a minimum of risk.

Fees and Expenses of the Portfolio

This table describes the fees and expenses you may pay if you buy and hold shares of the One-Year Portfolio.

Shareholder Fees (fees paid directly from your investment): None

Annual Fund Operating Expenses (expenses that you pay each year as a percentage of the value of your investment)

Management Fee	0.15%
Other Expenses	0.02%
Total Annual Fund Operating Expenses	0.17%

EXAMPLE

This Example is meant to help you compare the cost of investing in the One-Year Portfolio with the cost of investing in other mutual funds. The Example assumes that you invest \$10,000 in the Portfolio for the time periods. The Example also assumes that your investment has a 5% return each year and that the Portfolio's operating expenses remain the same. Although your actual costs may be higher or lower, based on these assumptions your costs would be:

1 Year	3 Years	5 Years	10 Years
\$17	\$55	\$96	\$217

PORTFOLIO TURNOVER

The One-Year Portfolio pays transaction costs, such as commissions, when it buys and sells securities (or "turns over" its portfolio). A higher portfolio turnover may indicate higher transaction costs and may result in higher taxes when Portfolio shares are held in a taxable account. These costs, which are not reflected in Annual Fund Operating Expenses or in the Example, affect the One-Year Portfolio's performance. During the most recent fiscal year, the One-Year Portfolio's portfolio turnover rate was 68% of the average value of its investment portfolio.

Principal Investment Strategies

The One-Year Portfolio seeks to achieve its investment objective by generally investing in a universe of high quality fixed income securities that typically mature in one year or less from the date of settlement. The Portfolio may, however, take a large position in securities maturing within two years from the date of settlement when higher yields are available. The One-Year Portfolio invests in U.S. government obligations, U.S. government agency obligations, dollar-denominated obligations of foreign issuers issued in the U.S., securities of domestic or foreign issuers denominated in U.S. dollars but not trading in the U.S., foreign government and agency obligations, bank obligations, including U.S. subsidiaries and branches of foreign banks, corporate obligations, commercial paper, repurchase agreements and obligations of supranational organizations. In making purchase decisions, if the expected term premium is greater for longer-term securities in the eligible maturity range, Dimensional Fund Advisors LP (the "Advisor") will focus investment in the longer-term area, otherwise, the

Portfolio will focus investment in the shorter-term area of the eligible maturity range. The fixed income securities in which the One-Year Portfolio invests are considered investment grade at the time of purchase. As a non-fundamental policy, under normal circumstances, the Portfolio will invest at least 80% of its net assets in fixed income securities and maintain a weighted average portfolio maturity that will not exceed one year. The Portfolio principally invests in certificates of deposit, commercial paper, bankers' acceptances, notes and bonds. In addition, the Portfolio is authorized to invest more than 25% of its total assets in U.S. Treasury bonds, bills and notes, and obligations of federal agencies and instrumentalities.

The One-Year Portfolio may purchase or sell futures contracts and options on futures contracts, to adjust market exposure based on actual or expected cash inflows to or outflows from the Portfolio. The Portfolio does not intend to sell futures contracts to establish short positions in individual securities or to use derivatives for purposes of speculation or leveraging investment returns.

The One-Year Portfolio may lend its portfolio securities to generate additional income.

Principal Risks

Because the value of your investment in the Portfolio will fluctuate, there is the risk that you will lose money. An investment in the Portfolio is not a deposit of a bank and is not insured or guaranteed by the Federal Deposit Insurance Corporation or any other government agency. The following is a description of principal risks of investing in the Portfolio.

Market Risk: Even a long-term investment approach cannot guarantee a profit. Economic, political, and issuer-specific events will cause the value of securities owned by the One-Year Portfolio to rise or fall.

Foreign Securities and Currencies Risk: Foreign securities prices may decline or fluctuate because of: (a) economic or political actions of foreign governments, and/or (b) less regulated or liquid securities markets. Investors holding these securities may also be exposed to foreign currency risk (the possibility that foreign currency will fluctuate in value against the U.S. dollar or that a foreign government will convert, or be forced to convert, its currency to another currency, changing its value against the U.S. dollar).

Foreign Government Debt Risk: The risk that: (a) the governmental entity that controls the repayment of government debt may not be willing or able to repay the principal and/or to pay the interest when it becomes due, due to factors such as political considerations, the relative size of the governmental entity's debt position in relation to the economy, cash flow problems, insufficient foreign currency reserves, the failure to put in place economic reforms required by the International Monetary Fund or other multilateral agencies, and/or other national economic factors; (b) governments may default on their debt securities, which may require holders of such securities to participate in debt rescheduling; and (c) there is no legal or bankruptcy process by which defaulted government debt may be collected in whole or in part.

Interest Rate Risk: Fixed income securities are subject to interest rate risk because the prices of fixed income securities tend to move in the opposite direction of interest rates. When interest rates rise, fixed income security prices fall. When interest rates fall, fixed income security prices rise. In general, fixed income securities with longer maturities are more sensitive to changes in interest rates.

Credit Risk: Credit risk is the risk that the issuer of a security may be unable to make interest payments and/or repay principal when due. A downgrade to an issuer's credit rating or a perceived change in an issuer's financial strength may affect a security's value, and thus, impact the One-Year Portfolio's performance. Government agency obligations have different levels of credit support and, therefore, different degrees of credit risk. Securities issued by agencies and instrumentalities of the U.S. Government that are supported by the full faith and credit of the United States, such as the Federal Housing Administration and Ginnie Mae, present little credit risk. Other securities issued by agencies and instrumentalities sponsored by the U.S. Government, that are supported only by the issuer's right to borrow from the U.S. Treasury, subject to certain limitations, and securities issued by agencies and instrumentalities sponsored by the U.S. Government that are sponsored by the credit of

the issuing agencies, such as Freddie Mac and Fannie Mae, are subject to a greater degree of credit risk. U.S. government agency securities issued or guaranteed by the credit of the agency may still involve a risk of non-payment of principal and/or interest.

Income Risk: Income risk is the risk that falling interest rates will cause the One-Year Portfolio's income to decline because, among other reasons, the proceeds from maturing short-term securities in its portfolio may be reinvested in lower-yielding securities.

Liquidity Risk: Liquidity risk exists when particular portfolio investments are difficult to purchase or sell. To the extent that the One-Year Portfolio holds illiquid investments, the Portfolio's performance may be reduced due to an inability to sell the investments at opportune prices or times. Liquid portfolio investments may become illiquid or less liquid after purchase by the One-Year Portfolio due to low trading volume, adverse investor perceptions and/or other market developments. Liquidity risk includes the risk that the One-Year Portfolio will experience significant net redemptions at a time when it cannot find willing buyers for its portfolio securities or can only sell its portfolio securities at a material loss. Liquidity risk can be more pronounced in periods of market turmoil.

Derivatives Risk: Derivatives are instruments, such as futures contracts, and options thereon, whose value is derived from that of other assets, rates or indices. The use of derivatives for non-hedging purposes may be considered to carry more risk than other types of investments. When the One-Year Portfolio uses derivatives, the Portfolio will be directly exposed to the risks of those derivatives. Derivative instruments are subject to a number of risks including counterparty, liquidity, interest rate, market, credit and management risks, as well as the risk of improper valuation. Changes in the value of a derivative may not correlate perfectly with the underlying asset, rate or index, and the Portfolio could lose more than the principal amount invested.

Securities Lending Risk: Securities lending involves the risk that the borrower may fail to return the securities in a timely manner or at all. As a result, the One-Year Portfolio may lose money and there may be a delay in recovering the loaned securities. The Portfolio could also lose money if it does not recover the securities and/or the value of the collateral falls, including the value of investments made with cash collateral. Securities lending also may have certain adverse tax consequences.

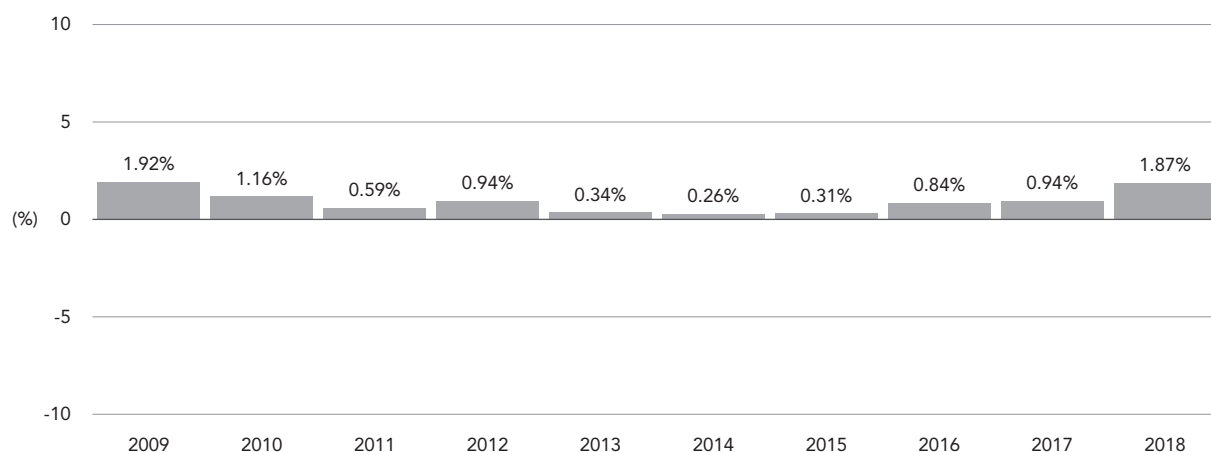
Cyber Security Risk: The One-Year Portfolio's and its service providers' use of internet, technology and information systems may expose the Portfolio to potential risks linked to cyber security breaches of those technological or information systems. Cyber security breaches, amongst other things, could allow an unauthorized party to gain access to proprietary information, customer data, or fund assets, or cause the Portfolio and/or its service providers to suffer data corruption or lose operational functionality.

Performance

The bar chart and table immediately following illustrate the variability of the One-Year Portfolio's returns and are meant to provide some indication of the risks of investing in the Portfolio. The bar chart shows the changes in the Portfolio's performance from year to year. The table illustrates how annualized one year, five year and ten year returns, both before and after taxes, compare with those of a broad measure of market performance. The Portfolio's past performance (before and after taxes) is not an indication of future results. Updated performance information for the Portfolio can be obtained by visiting <http://us.dimension.com>.

The after-tax returns presented in the table for the One-Year Portfolio are calculated using the historical highest individual federal marginal income tax rates and do not reflect the impact of state and local taxes. Actual after-tax returns depend on an investor's tax situation and may differ from those shown in the table. In addition, the after-tax returns shown are not relevant to investors who hold shares of the Portfolio through tax-advantaged arrangements, such as 401(k) plans or individual retirement accounts.

DFA One-Year Fixed Income Portfolio Institutional Class Shares—Total Returns



January 2009-December 2018

Highest Quarter
0.96% (4/09–6/09)

Lowest Quarter
-0.14% (10/15–12/15)

Annualized Returns (%)

Periods ending December 31, 2018

	1 Year	5 Years	10 Years
DFA One-Year Fixed Income Portfolio			
Return Before Taxes	1.87%	0.84%	0.92%
Return After Taxes on Distributions	1.11%	0.46%	0.57%
Return After Taxes on Distributions and Sale of Portfolio Shares	1.10%	0.47%	0.57%
ICE BofAML US 6-Month Treasury Bill Index*			
(reflects no deduction for fees, expenses, or taxes)	1.92%	0.78%	0.54%
ICE BofAML 1-Year US Treasury Note Index*			
(reflects no deduction for fees, expenses, or taxes)	1.86%	0.70%	0.62%

* ICE BofAML index data copyright 2018 ICE Data Indices, LLC.

Investment Advisor/Portfolio Management

Dimensional Fund Advisors LP serves as the investment advisor for the One-Year Portfolio. Dimensional Fund Advisors Ltd. and DFA Australia Limited serve as the sub-advisors for the One-Year Portfolio. The following individuals are responsible for coordinating the day to day management of the One-Year Portfolio:

- **David A. Plecha**, Senior Portfolio Manager and Vice President of the Advisor, has been a portfolio manager of the Portfolio since 1989.
- **Joseph F. Kolerich**, Senior Portfolio Manager and Vice President of the Advisor, has been a portfolio manager of the Portfolio since 2012.
- **Pamela B. Noble**, Portfolio Manager and Vice President of the Advisor, has been a portfolio manager of the Portfolio since 2016.

Purchase and Redemption of Fund Shares

Investors may purchase or redeem shares of the One-Year Portfolio on each day that the NYSE is scheduled to be open for business by first contacting the Portfolio's transfer agent at (888) 576-1167. Shareholders that invest in the Portfolio through a financial intermediary should contact their financial intermediary regarding purchase and redemption procedures. The Portfolio generally is available for investment only by institutional clients, clients of registered investment advisors, clients of financial institutions and a limited number of certain other investors as approved from time to time by the Advisor. All investments are subject to approval of the Advisor.

Tax Information

The dividends and distributions you receive from the One-Year Portfolio are taxable and generally will be taxed as ordinary income, capital gains, or some combination of both, unless you are investing through a tax-advantaged arrangement, such as a 401(k) plan or an individual retirement account, in which case distributions may be taxed as ordinary income when withdrawn from the plan or account.

Payments to Financial Intermediaries

If you purchase the Portfolio through a broker-dealer or other financial intermediary (such as a bank), the Portfolio and its related companies may pay the intermediary for the sale of the Portfolio shares and/or related services. These payments may create a conflict of interest by influencing the financial intermediary to recommend the Portfolio over another investment. Ask your financial advisor or visit your financial intermediary's website for more information.

DFA Two-Year Fixed Income Portfolio

Investment Objective

The investment objective of the DFA Two-Year Fixed Income Portfolio (the “Two-Year Portfolio”) is to maximize total returns consistent with preservation of capital. Total return is comprised of income and capital appreciation.

Fees and Expenses of the Portfolio

This table describes the fees and expenses you may pay if you buy and hold shares of the Two-Year Portfolio.

Shareholder Fees (fees paid directly from your investment): None

Annual Fund Operating Expenses (expenses that you pay each year as a percentage of the value of your investment)

Management Fee	0.15%
Other Expenses	0.06%
Total Annual Fund Operating Expenses	0.21%

EXAMPLE

This Example is meant to help you compare the cost of investing in the Two-Year Portfolio with the cost of investing in other mutual funds. The Example assumes that you invest \$10,000 in the Portfolio for the time periods indicated. The Example also assumes that your investment has a 5% return each year and that the Portfolio’s operating expenses remain the same. Although your actual costs may be higher or lower, based on these assumptions your costs would be:

1 Year	3 Years	5 Years	10 Years
\$22	\$68	\$118	\$268

PORTFOLIO TURNOVER

The Two-Year Portfolio pays transaction costs, such as commissions, when it buys and sells securities (or “turns over” its portfolio). A higher portfolio turnover may indicate higher transaction costs may result in higher taxes when Portfolio shares are held in a taxable account. These costs, which are not reflected in Annual Fund Operating Expenses or in the Example, affect the Two-Year Portfolio’s performance. During the most recent fiscal year, the Two-Year Portfolio’s portfolio turnover rate was 89% of the average value of its investment portfolio.

Principal Investment Strategies

The Two-Year Portfolio seeks to maximize risk-adjusted total returns from a universe of high quality, U.S. issued, dollar-denominated fixed income securities maturing in three years or less from the date of settlement. The Two-Year Portfolio may invest in U.S. government obligations, U.S. government agency obligations, dollar-denominated obligations of foreign issuers issued in the U.S., bank obligations, including U.S. subsidiaries and branches of foreign banks, corporate obligations, commercial paper, repurchase agreements and obligations of supranational organizations. The average weighted length of maturity of the Portfolio’s investments will not exceed two years. In making purchase decisions, if the expected term premium is greater for longer-term securities in the eligible maturity range, Dimensional Fund Advisors LP (the “Advisor”) will focus investment in the longer-term area, otherwise, the Portfolio will focus investment in the shorter-term area of the eligible maturity

range. The Two-Year Portfolio principally invests in certificates of deposit, commercial paper, bankers' acceptances, notes and bonds. The fixed income securities in which the Portfolio invests are considered investment grade at the time of purchase. In addition, the Portfolio is authorized to invest more than 25% of its total assets in U.S. Treasury bonds, bills and notes, and obligations of federal agencies and instrumentalities.

As a non-fundamental policy, under normal circumstances, the Two-Year Portfolio will invest at least 80% of its net assets in fixed income securities that mature within two years from the date of settlement.

The Two-Year Portfolio may invest in futures contracts and options on futures contracts. The Two-Year Portfolio may use fixed income related futures and options contracts, swaps and other types of derivatives to hedge against changes in interest rates. To the extent that it invests in futures contracts and options thereon for other than bona fide hedging purposes, it will not purchase futures contracts or options thereon, if, as a result, more than 5% of its net assets would then consist of initial margin deposits and premiums required to establish such positions. The Portfolio may also purchase or sell futures contracts and options on futures contracts, to adjust market exposure based on actual or expected cash inflows to or outflows from the Portfolio. The Portfolio does not intend to sell futures contracts to establish short positions in individual securities or to use derivatives for purposes of speculation or leveraging investment returns.

The Two-Year Portfolio may lend its portfolio securities to generate additional income.

Principal Risks

Because the value of your investment in the Portfolio will fluctuate, there is the risk that you will lose money. An investment in the Portfolio is not a deposit of a bank and is not insured or guaranteed by the Federal Deposit Insurance Corporation or any other government agency. The following is a description of principal risks of investing in the Portfolio.

Market Risk: Even a long-term investment approach cannot guarantee a profit. Economic, political, and issuer-specific events will cause the value of securities, and the Two-Year Portfolio that owns them, to rise or fall.

Income Risk: Income risk is the risk that falling interest rates will cause the Two-Year Portfolio's income to decline because, among other reasons, the proceeds from maturing short-term securities in its portfolio may be reinvested in lower-yielding securities.

Interest Rate Risk: Fixed income securities are subject to interest rate risk because the prices of fixed income securities tend to move in the opposite direction of interest rates. When interest rates rise, fixed income security prices fall. When interest rates fall, fixed income security prices rise. In general, securities with longer maturities are more sensitive to changes in interest rates.

Credit Risk: Credit risk is the risk that the issuer of a security may be unable to make interest payments and/or repay principal when due. A downgrade to an issuer's credit rating or a perceived change in an issuer's financial strength may affect a security's value, and thus, impact the Two-Year Portfolio's performance. Government agency obligations have different levels of credit support and, therefore, different degrees of credit risk. Securities issued by agencies and instrumentalities of the U.S. Government that are supported by the full faith and credit of the United States, such as the Federal Housing Administration and Ginnie Mae, present little credit risk. Other securities issued by agencies and instrumentalities sponsored by the U.S. Government, that are supported only by the issuer's right to borrow from the U.S. Treasury, subject to certain limitations, and securities issued by agencies and instrumentalities sponsored by the U.S. Government that are sponsored by the credit of the issuing agencies, such as Freddie Mac and Fannie Mae, are subject to a greater degree of credit risk. U.S. government agency securities issued or guaranteed by the credit of the agency may still involve a risk of non-payment of principal and/or interest.

Foreign Securities and Currencies Risk: Foreign securities prices may decline or fluctuate because of: (a) economic or political actions of foreign governments, and/or (b) less regulated or liquid securities markets.

Investors holding these securities may also be exposed to foreign currency risk (the possibility that foreign currency will fluctuate in value against the U.S. dollar or that a foreign government will convert, or be forced to convert, its currency to another currency, changing its value against the U.S. dollar).

Foreign Government Debt Risk: The risk that: (a) the governmental entity that controls the repayment of government debt may not be willing or able to repay the principal and/or to pay the interest when it becomes due, due to factors such as political considerations, the relative size of the governmental entity's debt position in relation to the economy, cash flow problems, insufficient foreign currency reserves, the failure to put in place economic reforms required by the International Monetary Fund or other multilateral agencies, and/or other national economic factors; (b) governments may default on their debt securities, which may require holders of such securities to participate in debt rescheduling; and (c) there is no legal or bankruptcy process by which defaulted government debt may be collected in whole or in part.

Derivatives Risk: Derivatives are instruments, such as futures, and options thereon, and foreign currency forward contracts, whose value is derived from that of other assets, rates or indices. Derivatives can be used for hedging (attempting to reduce risk by offsetting one investment position with another) or non-hedging purposes. Hedging with derivatives may increase expenses, and there is no guarantee that a hedging strategy will work. While hedging can reduce or eliminate losses, it can also reduce or eliminate gains or cause losses if the market moves in a manner different from that anticipated by the Portfolio or if the cost of the derivative outweighs the benefit of the hedge. The use of derivatives for non-hedging purposes may be considered to carry more risk than other types of investments. When the Portfolio uses derivatives, the Portfolio will be directly exposed to the risks of those derivatives. Derivative instruments are subject to a number of risks including counterparty, liquidity, interest rate, market, credit and management risks, as well as the risk of improper valuation. Changes in the value of a derivative may not correlate perfectly with the underlying asset, rate or index, and the Portfolio could lose more than the principal amount invested.

Liquidity Risk: Liquidity risk exists when particular portfolio investments are difficult to purchase or sell. To the extent that the Two-Year Portfolio holds illiquid investments, the Portfolio's performance may be reduced due to an inability to sell the investments at opportune prices or times. Liquid portfolio investments may become illiquid or less liquid after purchase by the Two-Year Portfolio due to low trading volume, adverse investor perceptions and/or other market developments. Liquidity risk includes the risk that the Two-Year Portfolio will experience significant net redemptions at a time when it cannot find willing buyers for its portfolio securities or can only sell its portfolio securities at a material loss. Liquidity risk can be more pronounced in periods of market turmoil.

Securities Lending Risk: Securities lending involves the risk that the borrower may fail to return the securities in a timely manner or at all. As a result, the Two-Year Portfolio may lose money and there may be a delay in recovering the loaned securities. The Two-Year Portfolio could also lose money if it does not recover the securities and/or the value of the collateral falls, including the value of investments made with cash collateral. Securities lending also may have certain adverse tax consequences.

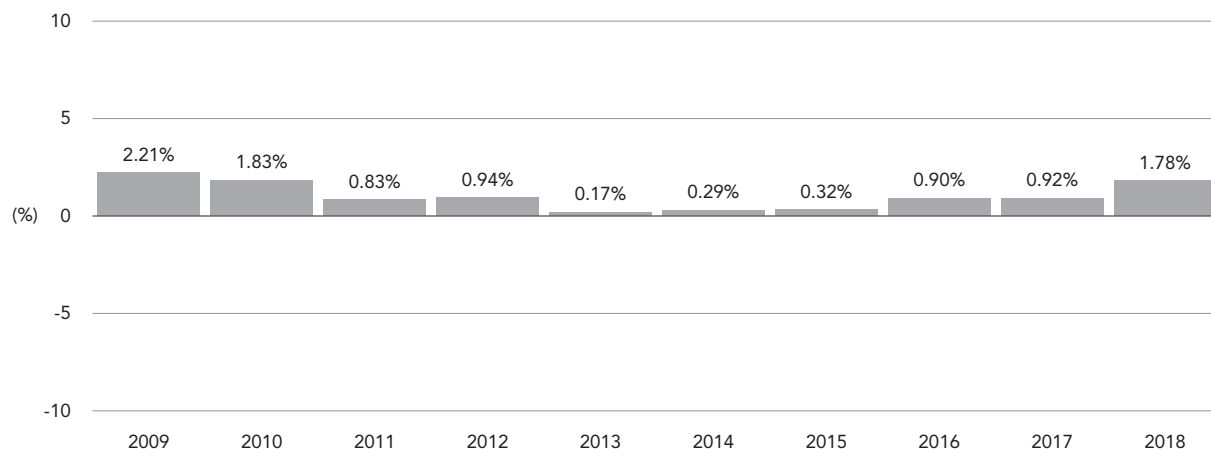
Cyber Security Risk: The Two-Year Portfolio's and its service providers' use of internet, technology and information systems may expose the Portfolio to potential risks linked to cyber security breaches of those technological or information systems. Cyber security breaches, amongst other things, could allow an unauthorized party to gain access to proprietary information, customer data, or fund assets, or cause the Portfolio and/or its service providers to suffer data corruption or lose operational functionality.

Performance

The bar chart and table immediately following illustrate the variability of the Two-Year Portfolio's returns and are meant to provide some indication of the risks of investing in the Portfolio. The bar chart shows the changes in the Portfolio's performance from year to year. The table illustrates how annualized one year, five year and ten year returns, both before and after taxes, compare with those of a broad measure of market performance. The Portfolio's past performance (before and after taxes) is not an indication of future results. Updated performance information for the Portfolio can be obtained by visiting <http://us.dimensional.com>.

The after-tax returns presented in the table for the Two-Year Portfolio are calculated using the historical highest individual federal marginal income tax rates and do not reflect the impact of state and local taxes. Actual after-tax returns depend on an investor's tax situation and may differ from those shown in the table. In addition, the after-tax returns shown are not relevant to investors who hold shares of the Portfolio through tax-advantaged arrangements, such as 401(k) plans or individual retirement accounts.

DFA Two-Year Fixed Income Portfolio—Total Returns



January 2009-December 2018

Highest Quarter
0.98% (10/18–12/18)

Lowest Quarter
-0.28% (10/15–12/15)

Annualized Returns (%)

Periods ending December 31, 2018

	1 Year	5 Years	10 Years
DFA Two-Year Fixed Income Portfolio			
Return Before Taxes	1.78%	0.84%	1.02%
Return After Taxes on Distributions	1.01%	0.42%	0.63%
Return After Taxes on Distributions and Sale of Portfolio Shares	1.05%	0.45%	0.63%
ICE BofAML 1-3 Year US Corporate & Government Index*			
(reflects no deduction for fees, expenses, or taxes)	1.63%	1.04%	1.56%

* ICE BofAML index data copyright 2018 ICE Data Indices, LLC.

Investment Advisor/Portfolio Management

Dimensional Fund Advisors LP serves as the investment advisor for the Two-Year Portfolio. Dimensional Fund Advisors Ltd. and DFA Australia serve as the sub-advisors for the Two-Year Portfolio. The following individuals are responsible for coordinating the day to day management of the Two-Year Portfolio:

- **David A. Plecha**, Senior Portfolio Manager and Vice President of the Advisor, has been a portfolio manager of the Portfolio since inception (1996).
- **Joseph F. Kolerich**, Senior Portfolio Manager and Vice President of the Advisor, has been a portfolio manager of the Portfolio since 2012.
- **Pamela B. Noble**, Portfolio Manager and Vice President of the Advisor, has been a portfolio manager of the Portfolio since 2018.

Purchase and Redemption of Fund Shares

Investors may purchase or redeem shares of the Two-Year Portfolio on each day that the New York Stock Exchange is scheduled to be open for business by first contacting the Portfolio's transfer agent at (888) 576-1167. Shareholders that invest in the Two-Year Portfolio through a financial intermediary should contact their financial intermediary regarding purchase and redemption procedures. Clients of LWI Financial Inc. ("LWIF") should first contact LWIF at (800) 366-7266, ext. 7, to notify LWIF of a proposed investment. A client of LWIF who desires to redeem shares of the Portfolio must furnish a redemption request to LWIF in the form required by LWIF. The Two-Year Portfolio generally is available for investment only by institutional clients, clients of registered investment advisors, clients of financial institutions and a limited number of certain other investors as approved from time to time by the Advisor. All investments are subject to approval of the Advisor.

Tax Information

The dividends and distributions you receive from the Two-Year Portfolio are taxable and generally will be taxed as ordinary income, capital gains, or some combination of both, unless you are investing through a tax-advantaged arrangement, such as a 401(k) plan or an individual retirement account, in which case distributions may be taxed as ordinary income when withdrawn from the plan or account.

Payments to Financial Intermediaries

If you purchase the Portfolio through a broker-dealer or other financial intermediary (such as a bank), the Portfolio and its related companies may pay the intermediary for the sale of the Portfolio shares and/or related services. These payments may create a conflict of interest by influencing the financial intermediary to recommend the Portfolio over another investment. Ask your financial advisor or visit your financial intermediary's website for more information.

DFA Two-Year Government Portfolio

Investment Objective

The investment objective of the DFA Two-Year Government Portfolio (the “Two-Year Government Portfolio”) is to maximize total returns available from the universe of debt obligations of the U.S. Government and U.S. government agencies consistent with the preservation of capital. Total return is comprised of income and capital appreciation.

Fees and Expenses of the Portfolio

This table describes the fees and expenses you may pay if you buy and hold shares of the Two-Year Government Portfolio.

Shareholder Fees (fees paid directly from your investment): None

Annual Fund Operating Expenses (expenses that you pay each year as a percentage of the value of your investment)

Management Fee	0.15%
Other Expenses	0.05%
Total Annual Fund Operating Expenses	0.20%

EXAMPLE

This Example is meant to help you compare the cost of investing in the Two-Year Government Portfolio with the cost of investing in other mutual funds. The Example assumes that you invest \$10,000 in the Portfolio for the time periods indicated. The Example also assumes that your investment has a 5% return each year and that the Portfolio’s operating expenses remain the same. Although your actual costs may be higher or lower, based on these assumptions your costs would be:

1 Year	3 Years	5 Years	10 Years
\$20	\$64	\$113	\$255

PORTFOLIO TURNOVER

The Two-Year Government Portfolio pays transaction costs, such as commissions, when it buys and sells securities (or “turns over” its portfolio). A higher portfolio turnover may indicate higher transaction costs and may result in higher taxes when Portfolio shares are held in a taxable account. These costs, which are not reflected in Annual Fund Operating Expenses or in the Example, affect the Two-Year Government Portfolio’s performance. During the most recent fiscal year, the Two-Year Government Portfolio’s portfolio turnover rate was 115% of the average value of its investment portfolio.

Principal Investment Strategies

Dimensional Fund Advisors LP (the “Advisor”) believes that fixed income investing should involve a long-term view and a systematic focus on bond market risk and return, not on interest rate forecasting or market timing.

The Two-Year Government Portfolio seeks to maximize risk-adjusted total returns from a universe of obligations of the U.S. Government and its agencies maturing in three years or less from the date of settlement. The average

weighted length of maturity of the Portfolio's investments will not exceed two years. In making purchase decisions, if the expected term premium is greater for longer-term securities in the eligible maturity range, the Advisor will focus investment in the longer-term area, otherwise, the Portfolio will focus investment in the shorter-term area of the eligible maturity range. The credit quality of the securities purchased by the Portfolio will be that of the U.S. Government or its agencies. The Two-Year Government Portfolio generally pursues its objective by purchasing U.S. government obligations and U.S. government agency obligations that mature within two years from the date of settlement. The Portfolio also may enter into repurchase agreements backed by U.S. government securities. In addition, the Portfolio is authorized to invest more than 25% of its total assets in U.S. Treasury bonds, bills and notes, and obligations of federal agencies and instrumentalities.

As a non-fundamental policy, under normal circumstances, the Two-Year Government Portfolio will invest at least 80% of its net assets in government securities that mature within two years from the date of settlement.

The Two-Year Government Portfolio may invest in futures contracts and options on futures contracts. The Two-Year Government Portfolio may use fixed income related futures and options contracts, swaps and other types of derivatives to hedge against changes in interest rates. To the extent that it invests in futures contracts and options thereon for other than bona fide hedging purposes, it will not purchase futures contracts or options thereon, if, as a result, more than 5% of its net assets would then consist of initial margin deposits and premiums required to establish such positions. The Portfolio may also purchase or sell futures contracts and options on futures contracts, to adjust market exposure based on actual or expected cash inflows to or outflows from the Portfolio. The Portfolio does not intend to sell futures contracts to establish short positions in individual securities or to use derivatives for purposes of speculation or leveraging investment returns.

The Two-Year Government Portfolio may lend its portfolio securities to generate additional income.

Principal Risks

Because the value of your investment in the Portfolio will fluctuate, there is the risk that you will lose money. An investment in the Portfolio is not a deposit of a bank and is not insured or guaranteed by the Federal Deposit Insurance Corporation or any other government agency. The following is a description of principal risks of investing in the Portfolio.

Market Risk: Even a long-term investment approach cannot guarantee a profit. Economic, political, and issuer-specific events will cause the value of securities, and the Two-Year Government Portfolio that owns them, to rise or fall.

Income Risk: Income risk is the risk that falling interest rates will cause the Two-Year Government Portfolio's income to decline because, among other reasons, the proceeds from maturing short-term securities in its portfolio may be reinvested in lower-yielding securities.

Interest Rate Risk: Fixed income securities are subject to interest rate risk because the prices of fixed income securities tend to move in the opposite direction of interest rates. When interest rates rise, fixed income security prices fall. When interest rates fall, fixed income security prices rise. In general, securities with longer maturities are more sensitive to changes in interest rates.

Credit Risk: Credit risk is the risk that the issuer of a security may be unable to make interest payments and/or repay principal when due. A downgrade to an issuer's credit rating or a perceived change in an issuer's financial strength may affect a security's value, and thus, impact the Two-Year Government Portfolio's performance. Government agency obligations have different levels of credit support and, therefore, different degrees of credit risk. Securities issued by agencies and instrumentalities of the U.S. Government that are supported by the full faith and credit of the United States, such as the Federal Housing Administration and Ginnie Mae, present little credit risk. Other securities issued by agencies and instrumentalities sponsored by the U.S. Government, that are supported only by the issuer's right to borrow from the U.S. Treasury, subject to certain limitations, and securities issued by agencies and instrumentalities sponsored by the U.S. Government that are sponsored by the credit of

the issuing agencies, such as Freddie Mac and Fannie Mae, are subject to a greater degree of credit risk. U.S. government agency securities issued or guaranteed by the credit of the agency may still involve a risk of non-payment of principal and/or interest.

Derivatives Risk: Derivatives are instruments, such as futures contracts, and options thereon, whose value is derived from that of other assets, rates or indices. Derivatives can be used for hedging (attempting to reduce risk by offsetting one investment position with another) or non-hedging purposes. Hedging with derivatives may increase expenses, and there is no guarantee that a hedging strategy will work. While hedging can reduce or eliminate losses, it can also reduce or eliminate gains or cause losses if the market moves in a manner different from that anticipated by the Portfolio or if the cost of the derivative outweighs the benefit of the hedge. The use of derivatives for non-hedging purposes may be considered to carry more risk than other types of investments. When the Portfolio uses derivatives, the Portfolio will be directly exposed to the risks of those derivatives. Derivative instruments are subject to a number of risks including counterparty, liquidity, interest rate, market, credit and management risks, as well as the risk of improper valuation. Changes in the value of a derivative may not correlate perfectly with the underlying asset, rate or index, and the Portfolio could lose more than the principal amount invested.

Liquidity Risk: Liquidity risk exists when particular Two-Year Government Portfolio investments are difficult to purchase or sell. To the extent that the Two-Year Government Portfolio holds illiquid investments, the Portfolio's performance may be reduced due to an inability to sell the investments at opportune prices or times. Liquid Two-Year Government Portfolio investments may become illiquid or less liquid after purchase by the Two-Year Government Portfolio due to low trading volume, adverse investor perceptions and/or other market developments. Liquidity risk includes the risk that the Two-Year Government Portfolio will experience significant net redemptions at a time when it cannot find willing buyers for its portfolio securities or can only sell its portfolio securities at a material loss. Liquidity risk can be more pronounced in periods of market turmoil.

Securities Lending Risk: Securities lending involves the risk that the borrower may fail to return the securities in a timely manner or at all. As a result, the Two-Year Government Portfolio may lose money and there may be a delay in recovering the loaned securities. The Two-Year Government Portfolio could also lose money if it does not recover the securities and/or the value of the collateral falls, including the value of investments made with cash collateral. Securities lending also may have certain adverse tax consequences.

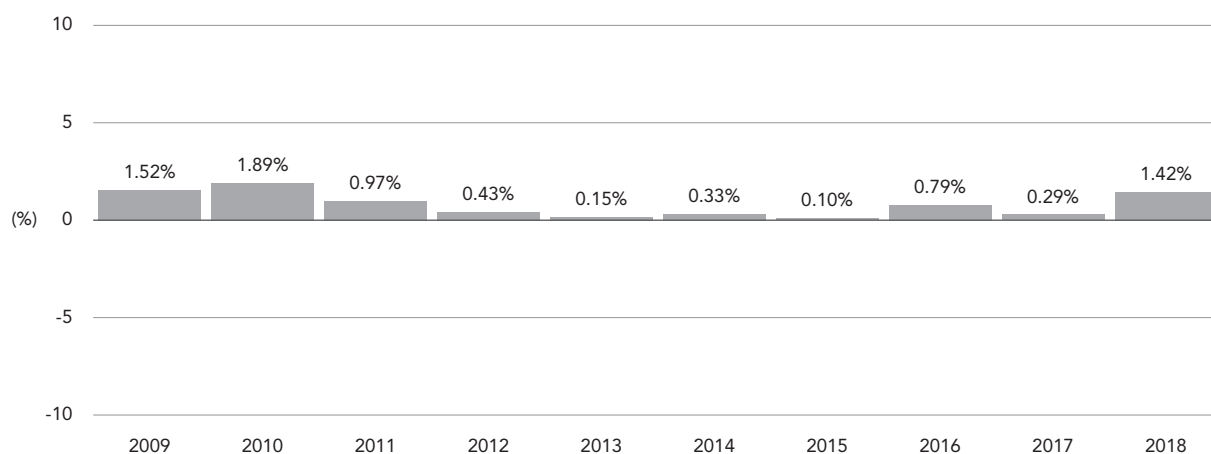
Cyber Security Risk: The Two-Year Government Portfolio's and its service providers' use of internet, technology and information systems may expose the Portfolio to potential risks linked to cyber security breaches of those technological or information systems. Cyber security breaches, amongst other things, could allow an unauthorized party to gain access to proprietary information, customer data, or fund assets, or cause the Portfolio and/or its service providers to suffer data corruption or lose operational functionality.

Performance

The bar chart and table immediately following illustrate the variability of the Two-Year Government Portfolio's returns and are meant to provide some indication of the risks of investing in the Portfolio. The bar chart shows the changes in the Portfolio's performance from year to year. The table illustrates how annualized one year, five year and ten year returns, both before and after taxes, compare with those of a broad measure of market performance. The Portfolio's past performance (before and after taxes) is not an indication of future results. Updated performance information for the Portfolio can be obtained by visiting <http://us.dimensional.com>.

The after-tax returns presented in the table for the Two-Year Government Portfolio are calculated using the historical highest individual federal marginal income tax rates and do not reflect the impact of state and local taxes. Actual after-tax returns depend on an investor's tax situation and may differ from those shown in the table. In addition, the after-tax returns shown are not relevant to investors who hold shares of the Portfolio through tax-advantaged arrangements, such as 401(k) plans or individual retirement accounts.

DFA Two-Year Government Portfolio—Total Returns



January 2009-December 2018

Highest Quarter
0.92% (10/18–12/18)

Lowest Quarter
-0.52% (10/15–12/15)

Annualized Returns (%)

Periods ending December 31, 2018

	1 Year	5 Years	10 Years
DFA Two-Year Government Portfolio			
Return Before Taxes	1.42%	0.58%	0.79%
Return After Taxes on Distributions	0.67%	0.21%	0.38%
Return After Taxes on Distributions and Sale of Portfolio Shares	0.84%	0.28%	0.46%
ICE BofAML 1-3 Year US Treasury & Agency Index*			
(reflects no deduction for fees, expenses, or taxes)	1.60%	0.82%	1.01%

* ICE BofAML index data copyright 2018 ICE Data Indices, LLC.

Investment Advisor/Portfolio Management

Dimensional Fund Advisors LP serves as the investment advisor for the Two-Year Government Portfolio. The following individuals are responsible for coordinating the day to day management of the Two-Year Government Portfolio:

- **David A. Plecha**, Senior Portfolio Manager and Vice President of the Advisor, has been a portfolio manager of the Portfolio since inception (1996).
- **Joseph F. Kolerich**, Senior Portfolio Manager and Vice President of the Advisor, has been a portfolio manager of the Portfolio since 2012.
- **Alan R. Hutchison**, Portfolio Manager and Vice President of the Advisor, has been a portfolio manager of the Portfolio since 2016.

Purchase and Redemption of Fund Shares

Investors may purchase or redeem shares of the Two-Year Government Portfolio on each day that the New York Stock Exchange is scheduled to be open for business by first contacting the Portfolio's transfer agent at (888) 576-1167. Shareholders that invest in the Two-Year Government Portfolio through a financial intermediary should contact their financial intermediary regarding purchase and redemption procedures. Clients of LWI Financial Inc. ("LWIF") should first contact LWIF at (800) 366-7266, ext. 7, to notify LWIF of a proposed investment. A client of LWIF who desires to redeem shares of the Portfolio must furnish a redemption request to LWIF in the form required by LWIF. The Two-Year Government Portfolio generally is available for investment only by institutional clients, clients of registered investment advisors, clients of financial institutions and a limited number of certain other investors as approved from time to time by the Advisor. All investments are subject to approval of the Advisor.

Tax Information

The dividends and distributions you receive from the Two-Year Government Portfolio are taxable and generally will be taxed as ordinary income, capital gains, or some combination of both, unless you are investing through a tax-advantaged arrangement, such as a 401(k) plan or an individual retirement account, in which case distributions may be taxed as ordinary income when withdrawn from the plan or account.

Payments to Financial Intermediaries

If you purchase the Portfolio through a broker-dealer or other financial intermediary (such as a bank), the Portfolio and its related companies may pay the intermediary for the sale of the Portfolio shares and/or related services. These payments may create a conflict of interest by influencing the financial intermediary to recommend the Portfolio over another investment. Ask your financial advisor or visit your financial intermediary's website for more information.

DFA Two-Year Global Fixed Income Portfolio

Investment Objective

The investment objective of the DFA Two-Year Global Fixed Income Portfolio (the “Two-Year Global Portfolio”) is to maximize total returns consistent with preservation of capital. Total return is comprised of income and capital appreciation.

Fees and Expenses of the Portfolio

This table describes the fees and expenses you may pay if you buy and hold shares of the Two-Year Global Portfolio.

Shareholder Fees (fees paid directly from your investment): None

Annual Fund Operating Expenses (expenses that you pay each year as a percentage of the value of your investment)

Management Fee	0.15%
Other Expenses	0.02%
Total Annual Fund Operating Expenses	0.17%

EXAMPLE

This Example is meant to help you compare the cost of investing in the Two-Year Global Portfolio with the cost of investing in other mutual funds. The Example assumes that you invest \$10,000 in the Portfolio for the time periods indicated. The Example also assumes that your investment has a 5% return each year and that the Portfolio’s operating expenses remain the same. Although your actual costs may be higher or lower, based on these assumptions your costs would be:

1 Year	3 Years	5 Years	10 Years
\$17	\$55	\$96	\$217

PORTFOLIO TURNOVER

The Two-Year Global Portfolio pays transaction costs, such as commissions, when it buys and sells securities (or “turns over” its portfolio). A higher portfolio turnover may indicate higher transaction costs and may result in higher taxes when Portfolio shares are held in a taxable account. These costs, which are not reflected in Annual Fund Operating Expenses or in the Example, affect the Two-Year Global Portfolio’s performance. During the most recent fiscal year, the Two-Year Global Portfolio’s portfolio turnover rate was 81% of the average value of its investment portfolio.

Principal Investment Strategies

The Two-Year Global Portfolio seeks to maximize risk-adjusted total returns from a universe of U.S. and foreign debt securities maturing in three years or less from the date of settlement. The Two-Year Global Portfolio invests in obligations issued or guaranteed by the U.S. and foreign governments, their agencies and instrumentalities, corporate debt obligations, bank obligations, commercial paper, repurchase agreements, obligations of other domestic and foreign issuers, securities of domestic or foreign issuers denominated in U.S. dollars but not trading in the United States, and obligations of supranational organizations. At the present time, Dimensional Fund

Advisors LP (the "Advisor") expects that most investments will be made in the obligations of issuers which are in developed countries. However, in the future, the Advisor anticipates investing in issuers located in other countries as well. The fixed income securities in which the Two-Year Global Portfolio invests are considered investment grade at the time of purchase. Under normal market conditions, the Portfolio intends to invest its assets to gain exposure to issuers of at least three different countries, one of which may be the United States. An issuer may be considered to be of a country if it is organized under the laws of, maintains its principal place of business in, has at least 50% of its assets or derives at least 50% of its operating income in, or is a government, government agency, instrumentality or central bank of, that country. As a non-fundamental policy, under normal circumstances, the Portfolio will invest at least 80% of its net assets in fixed income securities that mature within two years from the date of settlement.

It is the policy of the Two-Year Global Portfolio that the weighted average length of maturity of investments will not exceed two years. In making purchase decisions, if the expected term premium is greater for longer-term securities in the eligible maturity range, the Advisor will focus investment in the longer-term area, otherwise, the Portfolio will focus investment in the shorter-term area of the eligible maturity range. In addition, the Portfolio is authorized to invest more than 25% of its total assets in U.S. Treasury bonds, bills and notes, and obligations of federal agencies and instrumentalities.

Because many of the Portfolio's investments may be denominated in foreign currencies, the Portfolio may also enter into foreign currency forward contracts to attempt to protect against uncertainty in the level of future foreign currency rates, to hedge against fluctuations in currency exchange rates or to transfer balances from one currency to another. In regard to currency hedging, it is generally not possible to precisely match the foreign currency exposure of such foreign currency forward contracts to the value of the securities involved due to fluctuations in the market values of such securities and cash flows into and out of the Portfolio between the date a foreign currency forward contract is entered into and the date it expires. The Portfolio may purchase or sell futures contracts and options on futures contracts, to hedge its currency exposure or to adjust market exposure based on actual or expected cash inflows to or outflows from the Portfolio. The Portfolio does not intend to sell futures contracts to establish short positions in individual securities or to use derivatives for purposes of speculation or leveraging investment returns.

The Two-Year Global Portfolio may lend its portfolio securities to generate additional income.

Principal Risks

Because the value of your investment in the Portfolio will fluctuate, there is the risk that you will lose money. An investment in the Portfolio is not a deposit of a bank and is not insured or guaranteed by the Federal Deposit Insurance Corporation or any other government agency. The following is a description of principal risks of investing in the Portfolio.

Market Risk: Even a long-term investment approach cannot guarantee a profit. Economic, political, and issuer-specific events will cause the value of securities, and the Two-Year Global Portfolio that owns them, to rise or fall.

Foreign Securities and Currencies Risk: Foreign securities prices may decline or fluctuate because of: (a) economic or political actions of foreign governments, and/or (b) less regulated or liquid securities markets. Investors holding these securities may also be exposed to foreign currency risk (the possibility that foreign currency will fluctuate in value against the U.S. dollar or that a foreign government will convert, or be forced to convert, its currency to another currency, changing its value against the U.S. dollar). The Two-Year Global Portfolio hedges foreign currency risk.

Foreign Government Debt Risk: The risk that: (a) the governmental entity that controls the repayment of government debt may not be willing or able to repay the principal and/or to pay the interest when it becomes due, due to factors such as political considerations, the relative size of the governmental entity's debt position in relation to the economy, cash flow problems, insufficient foreign currency reserves, the failure to put in place economic reforms required by the International Monetary Fund or other multilateral agencies, and/or other

national economic factors; (b) governments may default on their debt securities, which may require holders of such securities to participate in debt rescheduling; and (c) there is no legal or bankruptcy process by which defaulted government debt may be collected in whole or in part.

Interest Rate Risk: Fixed income securities are subject to interest rate risk because the prices of fixed income securities tend to move in the opposite direction of interest rates. When interest rates rise, fixed income security prices fall. When interest rates fall, fixed income security prices rise. In general, fixed income securities with longer maturities are more sensitive to changes in interest rates.

Credit Risk: Credit risk is the risk that the issuer of a security may be unable to make interest payments and/or repay principal when due. A downgrade to an issuer's credit rating or a perceived change in an issuer's financial strength may affect a security's value, and thus, impact the Two-Year Global Portfolio's performance. Government agency obligations have different levels of credit support and, therefore, different degrees of credit risk. Securities issued by agencies and instrumentalities of the U.S. Government that are supported by the full faith and credit of the United States, such as the Federal Housing Administration and Ginnie Mae, present little credit risk. Other securities issued by agencies and instrumentalities sponsored by the U.S. Government, that are supported only by the issuer's right to borrow from the U.S. Treasury, subject to certain limitations, and securities issued by agencies and instrumentalities sponsored by the U.S. Government that are sponsored by the credit of the issuing agencies, such as Freddie Mac and Fannie Mae, are subject to a greater degree of credit risk. U.S. government agency securities issued or guaranteed by the credit of the agency may still involve a risk of non-payment of principal and/or interest.

Income Risk: Income risk is the risk that falling interest rates will cause the Two-Year Global Portfolio's income to decline because, among other reasons, the proceeds from maturing short-term securities in its portfolio may be reinvested in lower-yielding securities.

Derivatives Risk: Derivatives are instruments, such as futures, and options thereon, and foreign currency forward contracts, whose value is derived from that of other assets, rates or indices. Derivatives can be used for hedging (attempting to reduce risk by offsetting one investment position with another) or non-hedging purposes. Hedging with derivatives may increase expenses, and there is no guarantee that a hedging strategy will work. While hedging can reduce or eliminate losses, it can also reduce or eliminate gains or cause losses if the market moves in a manner different from that anticipated by the Portfolio or if the cost of the derivative outweighs the benefit of the hedge. The use of derivatives for non-hedging purposes may be considered to carry more risk than other types of investments. When the Two-Year Global Portfolio uses derivatives, the Portfolio will be directly exposed to the risks of those derivatives. Derivative instruments are subject to a number of risks including counterparty, liquidity, interest rate, market, credit and management risks, as well as the risk of improper valuation. Changes in the value of a derivative may not correlate perfectly with the underlying asset, rate or index, and the Portfolio could lose more than the principal amount invested.

Liquidity Risk: Liquidity risk exists when particular portfolio investments are difficult to purchase or sell. To the extent that the Two-Year Global Portfolio holds illiquid investments, the Portfolio's performance may be reduced due to an inability to sell the investments at opportune prices or times. Liquid portfolio investments may become illiquid or less liquid after purchase by the Two-Year Global Portfolio due to low trading volume, adverse investor perceptions and/or other market developments. Liquidity risk includes the risk that the Two-Year Global Portfolio will experience significant net redemptions at a time when it cannot find willing buyers for its portfolio securities or can only sell its portfolio securities at a material loss. Liquidity risk can be more pronounced in periods of market turmoil.

Securities Lending Risk: Securities lending involves the risk that the borrower may fail to return the securities in a timely manner or at all. As a result, the Two-Year Global Portfolio may lose money and there may be a delay in recovering the loaned securities. The Portfolio could also lose money if it does not recover the securities and/or the value of the collateral falls, including the value of investments made with cash collateral. Securities lending also may have certain adverse tax consequences.

Cyber Security Risk: The Two-Year Global Portfolio's and its service providers' use of internet, technology and information systems may expose the Portfolio to potential risks linked to cyber security breaches of those

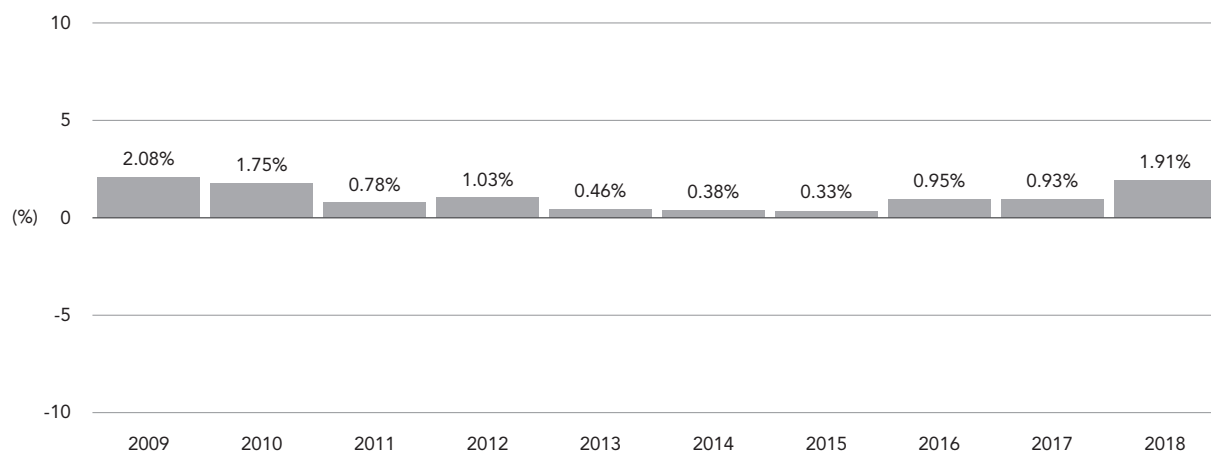
technological or information systems. Cyber security breaches, amongst other things, could allow an unauthorized party to gain access to proprietary information, customer data, or fund assets, or cause the Portfolio and/or its service providers to suffer data corruption or lose operational functionality.

Performance

The bar chart and table immediately following illustrate the variability of the Two-Year Global Portfolio's returns and are meant to provide some indication of the risks of investing in the Portfolio. The bar chart shows the changes in the Portfolio's performance from year to year. The table illustrates how annualized one year, five year and ten year returns, both before and after taxes, compare with those of a broad measure of market performance. The Portfolio's past performance (before and after taxes) is not an indication of future results. Updated performance information for the Portfolio can be obtained by visiting <http://us.dimensional.com>.

The after-tax returns presented in the table for the Two-Year Global Portfolio are calculated using the historical highest individual federal marginal income tax rates and do not reflect the impact of state and local taxes. Actual after-tax returns depend on an investor's tax situation and may differ from those shown in the table. In addition, the after-tax returns shown are not relevant to investors who hold shares of the Portfolio through tax-advantaged arrangements, such as 401(k) plans or individual retirement accounts.

DFA Two-Year Global Fixed Income Portfolio Institutional Class Shares—Total Returns



January 2009-December 2018

Highest Quarter
0.97% (4/09–6/09)

Lowest Quarter
-0.30% (10/15–12/15)

Annualized Returns (%)

Periods ending December 31, 2018

	1 Year	5 Years	10 Years
DFA Two-Year Global Fixed Income Portfolio			
Return Before Taxes	1.91%	0.90%	1.06%
Return After Taxes on Distributions	1.01%	0.38%	0.52%
Return After Taxes on Distributions and Sale of Portfolio Shares	1.13%	0.46%	0.60%
FTSE World Government Bond Index, 1-2 Years, Currency-Hedged in USD Terms			
(reflects no deductions for fees, expenses, or taxes on sales)	2.03%	1.01%	1.05%

Investment Advisor/Portfolio Management

Dimensional Fund Advisors LP serves as the investment advisor for the Two-Year Global Portfolio. Dimensional Fund Advisors Ltd. and DFA Australia Limited serve as the sub-advisors for the Two-Year Global Portfolio. The following individuals are responsible for coordinating the day to day management of the Two-Year Global Portfolio:

- **David A. Plecha**, Senior Portfolio Manager and Vice President of the Advisor, has been a portfolio manager of the Portfolio since inception (1996).
- **Joseph F. Kolerich**, Senior Portfolio Manager and Vice President of the Advisor, has been a portfolio manager of the Portfolio since 2012.
- **Pamela B. Noble**, Portfolio Manager and Vice President of the Advisor, has been a portfolio manager of the Portfolio since 2018.

Purchase and Redemption of Fund Shares

Investors may purchase or redeem shares of the Two-Year Global Portfolio on each day that the NYSE is scheduled to be open for business by first contacting the Portfolio's transfer agent at (888) 576-1167. Shareholders that invest in the Portfolio through a financial intermediary should contact their financial intermediary regarding purchase and redemption procedures. The Portfolio generally is available for investment only by institutional clients, clients of registered investment advisors, clients of financial institutions and a limited number of certain other investors as approved from time to time by the Advisor. All investments are subject to approval of the Advisor.

Tax Information

The dividends and distributions you receive from the Two-Year Global Portfolio are taxable and generally will be taxed as ordinary income, capital gains, or some combination of both, unless you are investing through a tax-advantaged arrangement, such as a 401(k) plan or an individual retirement account, in which case distributions may be taxed as ordinary income when withdrawn from the plan or account.

Payments to Financial Intermediaries

If you purchase the Portfolio through a broker-dealer or other financial intermediary (such as a bank), the Portfolio and its related companies may pay the intermediary for the sale of the Portfolio shares and/or related services. These payments may create a conflict of interest by influencing the financial intermediary to recommend the Portfolio over another investment. Ask your financial advisor or visit your financial intermediary's website for more information.

DFA Selectively Hedged Global Fixed Income Portfolio

Investment Objective

The investment objective of the DFA Selectively Hedged Global Fixed Income Portfolio (the “Selectively Hedged Global Portfolio”) is to maximize total returns within the universe of domestic and foreign debt securities that the Portfolio invests. Total return is comprised of income and capital appreciation.

Fees and Expenses of the Portfolio

This table describes the fees and expenses you may pay if you buy and hold shares of the Selectively Hedged Global Portfolio.

Shareholder Fees (fees paid directly from your investment): None

Annual Fund Operating Expenses (expenses that you pay each year as a percentage of the value of your investment)

Management Fee	0.15%
Other Expenses	0.02%
Total Annual Fund Operating Expenses	0.17%

EXAMPLE

This Example is meant to help you compare the cost of investing in the Selectively Hedged Global Portfolio with the cost of investing in other mutual funds. The Example assumes that you invest \$10,000 in the Portfolio for the time periods indicated. The Example also assumes that your investment has a 5% return each year and that the Portfolio’s operating expenses remain the same. Although your actual costs may be higher or lower, based on these assumptions your costs would be:

1 Year	3 Years	5 Years	10 Years
\$17	\$55	\$96	\$217

PORTFOLIO TURNOVER

The Selectively Hedged Global Portfolio pays transaction costs, such as commissions, when it buys and sells securities (or “turns over” its portfolio). A higher portfolio turnover may indicate higher transaction costs and may result in higher taxes when Portfolio shares are held in a taxable account. These costs, which are not reflected in Annual Fund Operating Expenses or in the Example, affect the Selectively Hedged Global Portfolio’s performance. During the most recent fiscal year, the Selectively Hedged Global Portfolio’s portfolio turnover rate was 63% of the average value of its investment portfolio.

Principal Investment Strategies

The Selectively Hedged Global Portfolio seeks to maximize total returns from a universe of U.S. and foreign debt securities maturing in five years or less from the date of settlement. The Portfolio may selectively hedge its currency exposures depending on market conditions. The debt securities in which the Portfolio may invest include obligations issued or guaranteed by the U.S. and foreign governments, their agencies and

instrumentalities, corporate debt obligations, bank obligations, commercial paper, repurchase agreements, obligations of other domestic and foreign issuers, securities of domestic or foreign issuers denominated in U.S. dollars but not trading in the United States, and obligations of supranational organizations. At the present time, Dimensional Fund Advisors LP (the "Advisor") expects that most investments will be made in the obligations of issuers that are located in developed countries. However, in the future, the Advisor anticipates investing in issuers located in other countries as well. The fixed income securities in which the Selectively Hedged Global Portfolio invests are considered investment grade at the time of purchase. Under normal market conditions, the Portfolio intends to invest its assets to gain exposure to issuers of at least three different countries, one of which may be the United States. An issuer may be considered to be of a country if it is organized under the laws of, maintains its principal place of business in, has at least 50% of its assets or derives at least 50% of its operating income in, or is a government, government agency, instrumentality or central bank of, that country.

As a non-fundamental policy, under normal circumstances, the Portfolio will invest at least 80% of its net assets in fixed income securities. The Selectively Hedged Global Portfolio primarily invests in securities that mature within five years from the date of settlement and maintains an average portfolio maturity and an average portfolio duration of three years or less. Duration is a measure of the sensitivity of a security's price to changes in interest rates. The longer a security's duration, the more sensitive it will be to changes in interest rates. In making purchase decisions, if the expected term premium is greater for longer-term securities in the eligible maturity range, the Advisor will focus investment in the longer-term area, otherwise, the Portfolio will focus investment in the shorter-term area of the eligible maturity range. In addition, the Portfolio is authorized to invest more than 25% of its total assets in U.S. Treasury bonds, bills and notes, and obligations of federal agencies and instrumentalities.

Because many of the Selectively Hedged Global Portfolio's investments may be denominated in foreign currencies, the Portfolio may also enter into foreign currency forward contracts to attempt to protect against uncertainty in the level of future foreign currency rates, to hedge against fluctuations in currency exchange rates or to transfer balances from one currency to another. Alternatively, the Portfolio may leave all or some of the currency exposure unhedged. In regard to currency hedging, it is generally not possible to precisely match the foreign currency exposure of such foreign currency forward contracts to the value of the securities involved due to fluctuations in the market values of such securities and cash flows into and out of the Portfolio between the date a foreign currency forward contract is entered into and the date it expires. The decision to hedge the Portfolio's currency exposure with respect to a foreign market will be based on, among other things, a comparison of the respective foreign and U.S. short-term interest rates and the Portfolio's existing exposure to a given foreign currency. The Portfolio may also enter into foreign currency forward contracts in order to gain exposure to foreign currencies in a more efficient manner. In addition, the Portfolio may purchase or sell futures contracts and options on futures contracts, to hedge its interest rate or currency exposure or for non-hedging purposes, such as a substitute for direct investment or to adjust market exposure based on actual or expected cash inflows to or outflows from the Portfolio. The Portfolio does not intend to sell futures contracts to establish short positions in individual securities or to use derivatives for purposes of speculation or leveraging investment returns.

The Selectively Hedged Global Portfolio may lend its portfolio securities to generate additional income.

Principal Risks

Because the value of your investment in the Portfolio will fluctuate, there is the risk that you will lose money. An investment in the Portfolio is not a deposit of a bank and is not insured or guaranteed by the Federal Deposit Insurance Corporation or any other government agency. The following is a description of principal risks of investing in the Portfolio.

Market Risk: Even a long-term investment approach cannot guarantee a profit. Economic, political, and issuer-specific events will cause the value of securities, and the Selectively Hedged Global Portfolio that owns them, to rise or fall.

Foreign Securities and Currencies Risk: Foreign securities prices may decline or fluctuate because of: (a) economic or political actions of foreign governments, and/or (b) less regulated or liquid securities markets. Investors holding these securities may also be exposed to foreign currency risk (the possibility that foreign currency will fluctuate in value against the U.S. dollar or that a foreign government will convert, or be forced to convert, its currency to another currency, changing its value against the U.S. dollar). The Selectively Hedged Global Portfolio may hedge the currency exposure of its foreign securities or leave some or all of the currency exposure unhedged.

Foreign Government Debt Risk: The risk that: (a) the governmental entity that controls the repayment of government debt may not be willing or able to repay the principal and/or to pay the interest when it becomes due, due to factors such as political considerations, the relative size of the governmental entity's debt position in relation to the economy, cash flow problems, insufficient foreign currency reserves, the failure to put in place economic reforms required by the International Monetary Fund or other multilateral agencies, and/or other national economic factors; (b) governments may default on their debt securities, which may require holders of such securities to participate in debt rescheduling; and (c) there is no legal or bankruptcy process by which defaulted government debt may be collected in whole or in part.

Interest Rate Risk: Fixed income securities are subject to interest rate risk because the prices of fixed income securities tend to move in the opposite direction of interest rates. When interest rates rise, fixed income security prices fall. When interest rates fall, fixed income security prices rise. In general, fixed income securities with longer maturities are more sensitive to changes in interest rates.

Credit Risk: Credit risk is the risk that the issuer of a security may be unable to make interest payments and/or repay principal when due. A downgrade to an issuer's credit rating or a perceived change in an issuer's financial strength may affect a security's value, and thus, impact the Selectively Hedged Global Portfolio's performance. Government agency obligations have different levels of credit support and, therefore, different degrees of credit risk. Securities issued by agencies and instrumentalities of the U.S. Government that are supported by the full faith and credit of the United States, such as the Federal Housing Administration and Ginnie Mae, present little credit risk. Other securities issued by agencies and instrumentalities sponsored by the U.S. Government, that are supported only by the issuer's right to borrow from the U.S. Treasury, subject to certain limitations, and securities issued by agencies and instrumentalities sponsored by the U.S. Government that are sponsored by the credit of the issuing agencies, such as Freddie Mac and Fannie Mae, are subject to a greater degree of credit risk. U.S. government agency securities issued or guaranteed by the credit of the agency may still involve a risk of non-payment of principal and/or interest.

Income Risk: Income risk is the risk that falling interest rates will cause the Selectively Hedged Global Portfolio's income to decline because, among other reasons, the proceeds from maturing short-term securities in its portfolio may be reinvested in lower-yielding securities.

Derivatives Risk: Derivatives are instruments, such as futures, and options thereon, and foreign currency forward contracts, whose value is derived from that of other assets, rates or indices. Derivatives can be used for hedging (attempting to reduce risk by offsetting one investment position with another) or non-hedging purposes. Hedging with derivatives may increase expenses, and there is no guarantee that a hedging strategy will work. While hedging can reduce or eliminate losses, it can also reduce or eliminate gains or cause losses if the market moves in a manner different from that anticipated by the Portfolio or if the cost of the derivative outweighs the benefit of the hedge. The use of derivatives for non-hedging purposes may be considered to carry more risk than other types of investments. When the Selectively Hedged Global Portfolio uses derivatives, the Portfolio will be directly exposed to the risks of those derivatives. Derivative instruments are subject to a number of risks including counterparty, liquidity, interest rate, market, credit and management risks, as well as the risk of improper valuation. Changes in the value of a derivative may not correlate perfectly with the underlying asset, rate or index, and the Portfolio could lose more than the principal amount invested.

Liquidity Risk: Liquidity risk exists when particular portfolio investments are difficult to purchase or sell. To the extent that the Selectively Hedged Global Portfolio holds illiquid investments, the Portfolio's performance may be reduced due to an inability to sell the investments at opportune prices or times. Liquid portfolio investments may become illiquid or less liquid after purchase by the Selectively Hedged Global Portfolio due to low trading

volume, adverse investor perceptions and/or other market developments. Liquidity risk includes the risk that the Selectively Hedged Global Portfolio will experience significant net redemptions at a time when it cannot find willing buyers for its portfolio securities or can only sell its portfolio securities at a material loss. Liquidity risk can be more pronounced in periods of market turmoil.

Securities Lending Risk: Securities lending involves the risk that the borrower may fail to return the securities in a timely manner or at all. As a result, the Selectively Hedged Global Portfolio may lose money and there may be a delay in recovering the loaned securities. The Portfolio could also lose money if it does not recover the securities and/or the value of the collateral falls, including the value of investments made with cash collateral. Securities lending also may have certain adverse tax consequences.

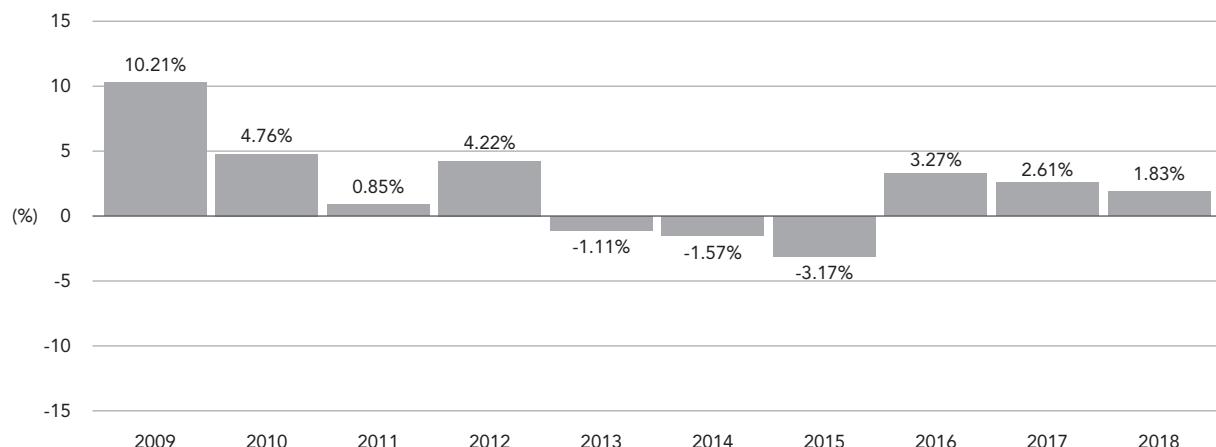
Cyber Security Risk: The Selectively Hedged Global Portfolio’s and its service providers’ use of internet, technology and information systems may expose the Portfolio to potential risks linked to cyber security breaches of those technological or information systems. Cyber security breaches, amongst other things, could allow an unauthorized party to gain access to proprietary information, customer data, or fund assets, or cause the Portfolio and/or its service providers to suffer data corruption or lose operational functionality.

Performance

The bar chart and table immediately following illustrate the variability of the Selectively Hedged Global Portfolio’s returns and are meant to provide some indication of the risks of investing in the Portfolio. The bar chart shows the changes in the Portfolio’s performance from year to year. The table illustrates how annualized one year, five year and ten year returns, both before and after taxes, compare with those of a broad measure of market performance. The Portfolio’s past performance (before and after taxes) is not an indication of future results. Updated performance information for the Portfolio can be obtained by visiting <http://us.dimensional.com>.

The after-tax returns presented in the table for the Selectively Hedged Global Portfolio are calculated using the historical highest individual federal marginal income tax rates and do not reflect the impact of state and local taxes. Actual after-tax returns depend on an investor’s tax situation and may differ from those shown in the table. In addition, the after-tax returns shown are not relevant to investors who hold shares of the Portfolio through tax-advantaged arrangements, such as 401(k) plans or individual retirement accounts.

DFA Selectively Hedged Global Fixed Income Portfolio Institutional Class Shares—Total Returns



January 2009-December 2018

Highest Quarter
5.62% (4/09–6/09)

Lowest Quarter
-3.63% (7/11–9/11)

Annualized Returns (%)

Periods ending December 31, 2018

	1 Year	5 Years	10 Years
DFA Selectively Hedged Global Fixed Income Portfolio			
Return Before Taxes	1.83%	0.56%	2.13%
Return After Taxes on Distributions	0.53%	-0.22%	1.41%
Return After Taxes on Distributions and Sale of Portfolio Shares	1.08%	0.08%	1.36%
FTSE World Government Bond Index, 1-3 Years, in USD Terms (Unhedged)			
(reflects no deduction for fees, expenses, or taxes on sales)	-0.71%	-0.98%	0.02%

Investment Advisor/Portfolio Management

Dimensional Fund Advisors LP serves as the investment advisor for the Selectively Hedged Global Portfolio. Dimensional Fund Advisors Ltd. and DFA Australia Limited serve as the sub-advisors for the Selectively Hedged Global Portfolio. The following individuals are responsible for coordinating the day to day management of the Selectively Hedged Global Portfolio:

- **David A. Plecha**, Senior Portfolio Manager and Vice President of the Advisor, has been a portfolio manager of the Portfolio since inception (2008).
- **Joseph F. Kolerich**, Senior Portfolio Manager and Vice President of the Advisor, has been a portfolio manager of the Portfolio since 2012.

Purchase and Redemption of Fund Shares

Investors may purchase or redeem shares of the Selectively Hedged Global Portfolio on each day that the NYSE is scheduled to be open for business by first contacting the Portfolio's transfer agent at (888) 576-1167. Shareholders that invest in the Portfolio through a financial intermediary should contact their financial intermediary regarding purchase and redemption procedures. The Portfolio generally is available for investment only by institutional clients, clients of registered investment advisors, clients of financial institutions and a limited number of certain other investors as approved from time to time by the Advisor. All investments are subject to approval of the Advisor.

Tax Information

The dividends and distributions you receive from the Selectively Hedged Global Portfolio are taxable and generally will be taxed as ordinary income, capital gains, or some combination of both, unless you are investing through a tax-advantaged arrangement, such as a 401(k) plan or an individual retirement account, in which case distributions may be taxed as ordinary income when withdrawn from the plan or account.

Payments to Financial Intermediaries

If you purchase the Portfolio through a broker-dealer or other financial intermediary (such as a bank), the Portfolio and its related companies may pay the intermediary for the sale of the Portfolio shares and/or related services. These payments may create a conflict of interest by influencing the financial intermediary to recommend the Portfolio over another investment. Ask your financial advisor or visit your financial intermediary's website for more information.

DFA Five-Year Global Fixed Income Portfolio

Investment Objective

The investment objective of the DFA Five-Year Global Fixed Income Portfolio (the "Five-Year Global Portfolio") is to provide a market rate of return for a fixed income portfolio with low relative volatility of returns. The Five-Year Global Portfolio seeks to focus the eligible universe on securities with relatively less expected upward or downward movement in market value.

Fees and Expenses of the Portfolio

This table describes the fees and expenses you may pay if you buy and hold shares of the Five-Year Global Portfolio.

Shareholder Fees (fees paid directly from your investment): None

Annual Fund Operating Expenses (expenses that you pay each year as a percentage of the value of your investment)

Management Fee	0.25%
Other Expenses	0.02%
Total Annual Fund Operating Expenses	0.27%

EXAMPLE

This Example is meant to help you compare the cost of investing in the Five-Year Global Portfolio with the cost of investing in other mutual funds. The Example assumes that you invest \$10,000 in the Portfolio for the time periods indicated. The Example also assumes that your investment has a 5% return each year and that the Portfolio's operating expenses remain the same. Although your actual costs may be higher or lower, based on these assumptions your costs would be:

1 Year	3 Years	5 Years	10 Years
\$28	\$87	\$152	\$343

PORTFOLIO TURNOVER

The Five-Year Global Portfolio pays transaction costs, such as commissions, when it buys and sells securities (or "turns over" its portfolio). A higher portfolio turnover may indicate higher transaction costs and may result in higher taxes when Portfolio shares are held in a taxable account. These costs, which are not reflected in Annual Fund Operating Expenses or in the Example, affect the Five-Year Global Portfolio's performance. During the most recent fiscal year, the Five-Year Global Portfolio's portfolio turnover rate was 67% of the average value of its investment portfolio.

Principal Investment Strategies

The Five-Year Global Portfolio seeks to achieve its investment objective by generally investing in a universe of U.S. and foreign debt securities maturing in five years or less from the date of settlement. The Five-Year Global Portfolio primarily invests in obligations issued or guaranteed by the U.S. and foreign governments, their agencies and instrumentalities, corporate debt obligations, bank obligations, commercial paper, repurchase agreements, obligations of other domestic and foreign issuers, securities of domestic or foreign issuers

denominated in U.S. dollars but not trading in the United States, and obligations of supranational organizations. At the present time, Dimensional Fund Advisors LP (the "Advisor") expects that most investments will be made in the obligations of issuers which are in developed countries. However, in the future, the Advisor anticipates investing in issuers located in other countries as well. The fixed income securities in which the Five-Year Global Portfolio invests are considered investment grade at the time of purchase. Under normal market conditions, the Portfolio intends to invest its assets to gain exposure to issuers of at least three different countries, one of which may be the United States. An issuer may be considered to be of a country if it is organized under the laws of, maintains its principal place of business in, has at least 50% of its assets or derives at least 50% of its operating income in, or is a government, government agency, instrumentality or central bank of, that country. As a non-fundamental policy, under normal circumstances, the Portfolio will invest at least 80% of its net assets in fixed income securities that mature within five years from the date of settlement.

It is the policy of the Five-Year Global Portfolio that the weighted average length of maturity of investments will not exceed five years. In making purchase decisions, if the expected term premium is greater for longer-term securities in the eligible maturity range, the Advisor will focus investment in the longer-term area, otherwise, the Portfolio will focus investment in the shorter-term area of the eligible maturity range. The Portfolio is authorized to invest more than 25% of its total assets in U.S. Treasury bonds, bills and notes and obligations of federal agencies and instrumentalities. Because many of the Portfolio's investments may be denominated in foreign currencies, the Portfolio may also enter into foreign currency forward contracts to attempt to protect against uncertainty in the level of future foreign currency rates, to hedge against fluctuations in currency exchange rates or to transfer balances from one currency to another. In regard to currency hedging, it is generally not possible to precisely match the foreign currency exposure of such foreign currency forward contracts to the value of the securities involved due to fluctuations in the market values of such securities and cash flows into and out of the Portfolio between the date a foreign currency forward contract is entered into and the date it expires. The Portfolio may purchase or sell futures contracts and options on futures contracts, to hedge its currency exposure or to adjust market exposure based on actual or expected cash inflows to or outflows from the Portfolio. The Portfolio does not intend to sell futures contracts to establish short positions in individual securities or to use derivatives for purposes of speculation or leveraging investment returns.

The Five-Year Global Portfolio may lend its portfolio securities to generate additional income.

Principal Risks

Because the value of your investment in the Portfolio will fluctuate, there is the risk that you will lose money. An investment in the Portfolio is not a deposit of a bank and is not insured or guaranteed by the Federal Deposit Insurance Corporation or any other government agency. The following is a description of principal risks of investing in the Portfolio.

Market Risk: Even a long-term investment approach cannot guarantee a profit. Economic, political, and issuer-specific events will cause the value of securities, and the Five-Year Global Portfolio that owns them, to rise or fall.

Foreign Securities and Currencies Risk: Foreign securities prices may decline or fluctuate because of: (a) economic or political actions of foreign governments, and/or (b) less regulated or liquid securities markets. Investors holding these securities may also be exposed to foreign currency risk (the possibility that foreign currency will fluctuate in value against the U.S. dollar or that a foreign government will convert, or be forced to convert, its currency to another currency, changing its value against the U.S. dollar). The Five-Year Global Portfolio hedges foreign currency risk.

Foreign Government Debt Risk: The risk that: (a) the governmental entity that controls the repayment of government debt may not be willing or able to repay the principal and/or to pay the interest when it becomes due, due to factors such as political considerations, the relative size of the governmental entity's debt position in relation to the economy, cash flow problems, insufficient foreign currency reserves, the failure to put in place economic reforms required by the International Monetary Fund or other multilateral agencies, and/or other national economic factors; (b) governments may default on their debt securities, which may require holders of such securities to participate in debt rescheduling; and (c) there is no legal or bankruptcy process by which defaulted government debt may be collected in whole or in part.

Interest Rate Risk: Fixed income securities are subject to interest rate risk because the prices of fixed income securities tend to move in the opposite direction of interest rates. When interest rates rise, fixed income security prices fall. When interest rates fall, fixed income security prices rise. In general, fixed income securities with longer maturities are more sensitive to changes in interest rates.

Credit Risk: Credit risk is the risk that the issuer of a security may be unable to make interest payments and/or repay principal when due. A downgrade to an issuer's credit rating or a perceived change in an issuer's financial strength may affect a security's value, and thus, impact the Five-Year Global Portfolio's performance. Government agency obligations have different levels of credit support and, therefore, different degrees of credit risk. Securities issued by agencies and instrumentalities of the U.S. Government that are supported by the full faith and credit of the United States, such as the Federal Housing Administration and Ginnie Mae, present little credit risk. Other securities issued by agencies and instrumentalities sponsored by the U.S. Government, that are supported only by the issuer's right to borrow from the U.S. Treasury, subject to certain limitations, and securities issued by agencies and instrumentalities sponsored by the U.S. Government that are sponsored by the credit of the issuing agencies, such as Freddie Mac and Fannie Mae, are subject to a greater degree of credit risk. U.S. government agency securities issued or guaranteed by the credit of the agency may still involve a risk of non-payment of principal and/or interest.

Income Risk: Income risk is the risk that falling interest rates will cause the Five-Year Global Portfolio's income to decline because, among other reasons, the proceeds from maturing short-term securities in its portfolio may be reinvested in lower-yielding securities.

Derivatives Risk: Derivatives are instruments, such as futures, and options thereon, and foreign currency forward contracts, whose value is derived from that of other assets, rates or indices. Derivatives can be used for hedging (attempting to reduce risk by offsetting one investment position with another) or non-hedging purposes. Hedging with derivatives may increase expenses, and there is no guarantee that a hedging strategy will work. While hedging can reduce or eliminate losses, it can also reduce or eliminate gains or cause losses if the market moves in a manner different from that anticipated by the Portfolio or if the cost of the derivative outweighs the benefit of the hedge. The use of derivatives for non-hedging purposes may be considered to carry more risk than other types of investments. When the Five-Year Global Portfolio uses derivatives, the Portfolio will be directly exposed to the risks of those derivatives. Derivative instruments are subject to a number of risks including counterparty, liquidity, interest rate, market, credit and management risks, as well as the risk of improper valuation. Changes in the value of a derivative may not correlate perfectly with the underlying asset, rate or index, and the Portfolio could lose more than the principal amount invested.

Liquidity Risk: Liquidity risk exists when particular portfolio investments are difficult to purchase or sell. To the extent that the Five-Year Global Portfolio holds illiquid investments, the Portfolio's performance may be reduced due to an inability to sell the investments at opportune prices or times. Liquid portfolio investments may become illiquid or less liquid after purchase by the Five-Year Global Portfolio due to low trading volume, adverse investor perceptions and/or other market developments. Liquidity risk includes the risk that the Five-Year Global Portfolio will experience significant net redemptions at a time when it cannot find willing buyers for its portfolio securities or can only sell its portfolio securities at a material loss. Liquidity risk can be more pronounced in periods of market turmoil.

Securities Lending Risk: Securities lending involves the risk that the borrower may fail to return the securities in a timely manner or at all. As a result, the Five-Year Global Portfolio may lose money and there may be a delay in recovering the loaned securities. The Portfolio could also lose money if it does not recover the securities and/or the value of the collateral falls, including the value of investments made with cash collateral. Securities lending also may have certain adverse tax consequences.

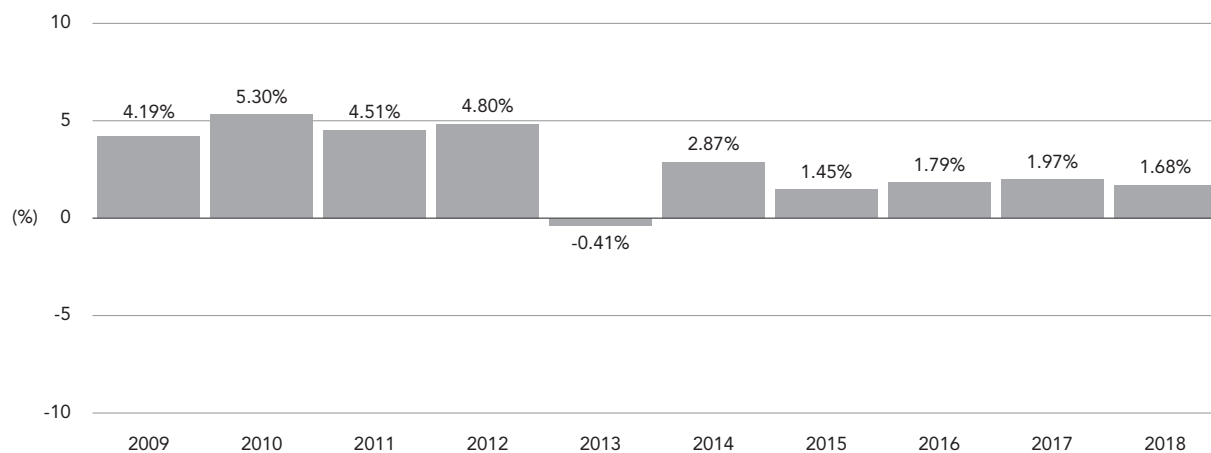
Cyber Security Risk: The Five-Year Global Portfolio's and its service providers' use of internet, technology and information systems may expose the Portfolio to potential risks linked to cyber security breaches of those technological or information systems. Cyber security breaches, amongst other things, could allow an unauthorized party to gain access to proprietary information, customer data, or fund assets, or cause the Portfolio and/or its service providers to suffer data corruption or lose operational functionality.

Performance

The bar chart and table immediately following illustrate the variability of the Five-Year Global Portfolio's returns and are meant to provide some indication of the risks of investing in the Portfolio. The bar chart shows the changes in the Portfolio's performance from year to year. The table illustrates how annualized one year, five year and ten year returns, both before and after taxes, compare with those of a broad measure of market performance. The Portfolio's past performance (before and after taxes) is not an indication of future results. Updated performance information for the Portfolio can be obtained by visiting <http://us.dimensional.com>.

The after-tax returns presented in the table for the Five-Year Global Portfolio are calculated using the historical highest individual federal marginal income tax rates and do not reflect the impact of state and local taxes. Actual after-tax returns depend on an investor's tax situation and may differ from those shown in the table. In addition, the after-tax returns shown are not relevant to investors who hold shares of the Portfolio through tax-advantaged arrangements, such as 401(k) plans or individual retirement accounts.

DFA Five-Year Global Fixed Income Portfolio Institutional Class Shares—Total Returns



January 2009-December 2018

Highest Quarter
3.12% (7/10–9/10)

Lowest Quarter
-1.69% (10/10–12/10)

Annualized Returns (%)

Periods ending December 31, 2018

	1 Year	5 Years	10 Years
DFA Five-Year Global Fixed Income Portfolio			
Return Before Taxes	1.68%	1.95%	2.80%
Return After Taxes on Distributions	-0.21%	0.93%	1.69%
Return After Taxes on Distributions and Sale of Portfolio Shares	0.99%	1.05%	1.78%
FTSE World Government Bond Index, 1-5 Years, Currency-Hedged in USD Terms			
(reflects no deduction for fees, expenses, or taxes on sales)	2.12%	1.53%	1.69%

Investment Advisor/Portfolio Management

Dimensional Fund Advisors LP serves as the investment advisor for the Five-Year Global Portfolio. Dimensional Fund Advisors Ltd. and DFA Australia Limited serve as the sub-advisors for the Five-Year Global Portfolio. The following individuals are responsible for coordinating the day to day management of the Five-Year Global Portfolio:

- **David A. Plecha**, Senior Portfolio Manager and Vice President of the Advisor, has been a portfolio manager of the Portfolio since inception (1990).
- **Joseph F. Kolerich**, Senior Portfolio Manager and Vice President of the Advisor, has been a portfolio manager of the Portfolio since 2012.

Purchase and Redemption of Fund Shares

Investors may purchase or redeem shares of the Five-Year Global Portfolio on each day that the NYSE is scheduled to be open for business by first contacting the Portfolio's transfer agent at (888) 576-1167. Shareholders that invest in the Portfolio through a financial intermediary should contact their financial intermediary regarding purchase and redemption procedures. The Portfolio generally is available for investment only by institutional clients, clients of registered investment advisors, clients of financial institutions and a limited number of certain other investors as approved from time to time by the Advisor. All investments are subject to approval of the Advisor.

Tax Information

The dividends and distributions you receive from the Five-Year Global Portfolio are taxable and generally will be taxed as ordinary income, capital gains, or some combination of both, unless you are investing through a tax-advantaged arrangement, such as a 401(k) plan or an individual retirement account, in which case distributions may be taxed as ordinary income when withdrawn from the plan or account.

Payments to Financial Intermediaries

If you purchase the Portfolio through a broker-dealer or other financial intermediary (such as a bank), the Portfolio and its related companies may pay the intermediary for the sale of the Portfolio shares and/or related services. These payments may create a conflict of interest by influencing the financial intermediary to recommend the Portfolio over another investment. Ask your financial advisor or visit your financial intermediary's website for more information.

DFA World ex U.S. Government Fixed Income Portfolio

Investment Objective

The investment objective of the DFA World ex U.S. Government Fixed Income Portfolio (the "World ex U.S. Government Portfolio") is to seek to maximize total returns from the universe of debt securities in which the Portfolio invests. Total return is comprised of income and capital appreciation.

Fees and Expenses of the Portfolio

This table describes the fees and expenses you may pay if you buy and hold shares of the World ex U.S. Government Portfolio.

Shareholder Fees (fees paid directly from your investment): None

Annual Fund Operating Expenses (expenses that you pay each year as a percentage of the value of your investment)

Management Fee	0.18%
Other Expenses	0.03%
Total Annual Fund Operating Expenses	0.21%
Fee Waiver and/or Expense Reimbursement*	0.01%
Total Annual Fund Operating Expenses After Fee Waiver and/or Expense Reimbursement	0.20%

* Dimensional Fund Advisors LP (the "Advisor") has agreed to waive certain fees and in certain instances, assume certain expenses of the World ex U.S. Government Portfolio. The Fee Waiver and Expense Assumption Agreement for the World ex U.S. Government Portfolio will remain in effect through February 28, 2020, and may only be terminated by the Fund's Board of Directors prior to that date. Under certain circumstances, the Advisor retains the right to seek reimbursement for any fees previously waived and/or expenses previously assumed up to thirty-six months after such fee waiver and/or expense assumption.

EXAMPLE

This Example is meant to help you compare the cost of investing in the World ex U.S. Government Portfolio with the cost of investing in other mutual funds. The Example assumes that you invest \$10,000 in the Portfolio for the time periods indicated. The Example also assumes that your investment has a 5% return each year and that the Portfolio's operating expenses remain the same. The costs for the Portfolio reflect the net expenses of the Portfolio that result from the contractual expense waiver in the first year only. Although your actual costs may be higher or lower, based on these assumptions, your costs would be:

1 Year	3 Years	5 Years	10 Years
\$20	\$67	\$117	\$267

PORTFOLIO TURNOVER

The World ex U.S. Government Portfolio pays transaction costs, such as commissions, when it buys and sells securities (or "turns over" its portfolio). A higher portfolio turnover may indicate higher transaction costs and may result in higher taxes when Portfolio shares are held in a taxable account. These costs, which are not reflected in Annual Fund Operating Expenses or in the Example, affect the World ex U.S. Government Portfolio's performance. During the most recent fiscal year, the World ex U.S. Government Portfolio's portfolio turnover rate was 37% of the average value of its investment portfolio.

Principal Investment Strategies

The World ex U.S. Government Portfolio seeks its investment objective by investing in a universe of obligations issued or guaranteed primarily by non-U.S. government issuers and supranational organizations and their agencies having investment grade credit ratings at the time of purchase. At the present time, the Advisor expects that most investments will be made in the obligations of issuers determined by the Advisor to be associated with countries with developed markets. The Advisor selects the Portfolio's foreign country and currency compositions based on an evaluation of various factors, including, but not limited to, relative interest rates and exchange rates. As a non-fundamental policy, under normal circumstances, the Portfolio will invest at least 80% of its net assets in fixed income securities issued or guaranteed by foreign governments (including political subdivisions) and their authorities, agencies or instrumentalities.

Generally, the World ex U.S. Government Portfolio will purchase fixed income securities that mature between five and fifteen years from the date of settlement. Under normal circumstances, the Portfolio will generally maintain a weighted average duration of no more than one quarter year greater than, and no less than one year below, the weighted average duration of the Portfolio's benchmark, the FTSE Non-USD World Government Bond Index, Currency-Hedged in USD Terms, which was approximately 8.89 years as of December 31, 2018. From time to time, the Portfolio may deviate from this duration range when the Advisor determines it to be appropriate under the circumstances.

Because many of the World ex U.S. Government Portfolio's investments may be denominated in foreign currencies, the Portfolio may also enter into foreign currency forward contracts to attempt to protect against uncertainty in the level of future foreign currency rates, to hedge against fluctuations in currency exchange rates or to transfer balances from one currency to another. In regard to currency hedging, it is generally not possible to precisely match the foreign currency exposure of such foreign currency forward contracts to the value of the securities involved due to fluctuations in the market values of such securities and cash flows into and out of the Portfolio between the date a foreign currency forward contract is entered into and the date it expires. The Portfolio may purchase or sell futures contracts and options on futures contracts, to hedge its currency exposure or to adjust market exposure based on actual or expected cash inflows to or outflows from the Portfolio. The Portfolio does not intend to sell futures contracts to establish short positions in individual securities or to use derivatives for purposes of speculation or leveraging investment returns.

The Portfolio is "non-diversified," which means that the Portfolio may invest its assets in a smaller number of issuers than a diversified fund.

The World ex U.S. Government Portfolio may lend its portfolio securities to generate additional income.

Principal Risks

Because the value of your investment in the Portfolio will fluctuate, there is the risk that you will lose money. An investment in the Portfolio is not a deposit of a bank and is not insured or guaranteed by the Federal Deposit Insurance Corporation or any other government agency. The following is a description of principal risks of investing in the Portfolio.

Market Risk: Even a long-term investment approach cannot guarantee a profit. Economic, political, and issuer-specific events will cause the value of securities, and the World ex U.S. Government Portfolio that owns them, to rise or fall.

Foreign Securities and Currencies Risk: Foreign securities prices may decline or fluctuate because of: (a) economic or political actions of foreign governments, and/or (b) less regulated or liquid securities markets. Investors holding these securities may also be exposed to foreign currency risk (the possibility that foreign currency will fluctuate in value against the U.S. dollar or that a foreign government will convert, or be forced to convert, its currency to another currency, changing its value against the U.S. dollar). The World ex U.S. Government Portfolio hedges foreign currency risk.

Foreign Government Debt Risk: The risk that: (a) the governmental entity that controls the repayment of government debt may not be willing or able to repay the principal and/or to pay the interest when it becomes due, due to factors such as political considerations, the relative size of the governmental entity's debt position in relation to the economy, cash flow problems, insufficient foreign currency reserves, the failure to put in place economic reforms required by the International Monetary Fund or other multilateral agencies, and/or other national economic factors; (b) governments may default on their debt securities, which may require holders of such securities to participate in debt rescheduling; and (c) there is no legal or bankruptcy process by which defaulted government debt may be collected in whole or in part.

Interest Rate Risk: Fixed income securities are subject to interest rate risk because the prices of fixed income securities tend to move in the opposite direction of interest rates. When interest rates rise, fixed income security prices fall. When interest rates fall, fixed income security prices rise. In general, fixed income securities with longer maturities are more sensitive to changes in interest rates.

Non-Diversification Risk: The risk that the World ex U.S. Government Portfolio may be more volatile than a diversified fund because the Portfolio invests its assets in a smaller number of issuers. The gains or losses on a single security, therefore, may have a greater impact on the Portfolio's net asset value.

Credit Risk: Credit risk is the risk that the issuer of a security may be unable to make interest payments and/or repay principal when due. A downgrade to an issuer's credit rating or a perceived change in an issuer's financial strength may affect a security's value, and thus, impact the World ex U.S. Government Portfolio's performance. Government agency obligations have different levels of credit support and, therefore, different degrees of credit risk. Securities issued by agencies and instrumentalities of the U.S. Government that are supported by the full faith and credit of the United States, such as the Federal Housing Administration and Ginnie Mae, present little credit risk. Other securities issued by agencies and instrumentalities sponsored by the U.S. Government, that are supported only by the issuer's right to borrow from the U.S. Treasury, subject to certain limitations, and securities issued by agencies and instrumentalities sponsored by the U.S. Government that are sponsored by the credit of the issuing agencies, such as Freddie Mac and Fannie Mae, are subject to a greater degree of credit risk. U.S. government agency securities issued or guaranteed by the credit of the agency may still involve a risk of non-payment of principal and/or interest.

Income Risk: Income risk is the risk that falling interest rates will cause the World ex U.S. Government Portfolio's income to decline because, among other reasons, the proceeds from maturing short-term securities in its portfolio may be reinvested in lower-yielding securities.

Derivatives Risk: Derivatives are instruments, such as futures, and options thereon, and foreign currency forward contracts, whose value is derived from that of other assets, rates or indices. Derivatives can be used for hedging (attempting to reduce risk by offsetting one investment position with another) or non-hedging purposes. Hedging with derivatives may increase expenses, and there is no guarantee that a hedging strategy will work. While hedging can reduce or eliminate losses, it can also reduce or eliminate gains or cause losses if the market moves in a manner different from that anticipated by the Portfolio or if the cost of the derivative outweighs the benefit of the hedge. The use of derivatives for non-hedging purposes may be considered to carry more risk than other types of investments. When the World ex U.S. Government Portfolio uses derivatives, the Portfolio will be directly exposed to the risks of those derivatives. Derivative instruments are subject to a number of risks including counterparty, liquidity, interest rate, market, credit and management risks, as well as the risk of improper valuation. Changes in the value of a derivative may not correlate perfectly with the underlying asset, rate or index, and the Portfolio could lose more than the principal amount invested.

Liquidity Risk: Liquidity risk exists when particular portfolio investments are difficult to purchase or sell. To the extent that the World ex U.S. Government Portfolio holds illiquid investments, the Portfolio's performance may be reduced due to an inability to sell the investments at opportune prices or times. Liquid portfolio investments may become illiquid or less liquid after purchase by the World ex U.S. Government Portfolio due to low trading volume, adverse investor perceptions and/or other market developments. Liquidity risk includes the risk that the World ex U.S. Government Portfolio will experience significant net redemptions at a time when it cannot find willing buyers for its portfolio securities or can only sell its portfolio securities at a material loss. Liquidity risk can be more pronounced in periods of market turmoil.

Securities Lending Risk: Securities lending involves the risk that the borrower may fail to return the securities in a timely manner or at all. As a result, the World ex U.S. Government Portfolio may lose money and there may be a delay in recovering the loaned securities. The Portfolio could also lose money if it does not recover the securities and/or the value of the collateral falls, including the value of investments made with cash collateral. Securities lending also may have certain adverse tax consequences.

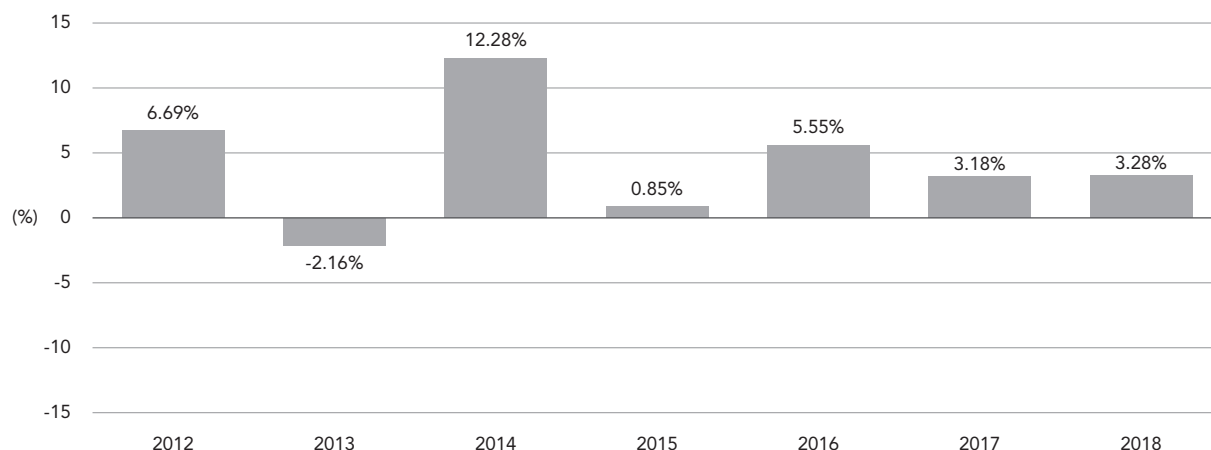
Cyber Security Risk: The World ex U.S. Government Portfolio's and its service providers' use of internet, technology and information systems may expose the Portfolio to potential risks linked to cyber security breaches of those technological or information systems. Cyber security breaches, amongst other things, could allow an unauthorized party to gain access to proprietary information, customer data, or fund assets, or cause the Portfolio and/or its service providers to suffer data corruption or lose operational functionality.

Performance

The bar chart and table immediately following illustrate the variability of the World ex U.S. Government Portfolio's returns and are meant to provide some indication of the risks of investing in the Portfolio. The bar chart shows the changes in the Portfolio's performance from year to year. The table illustrates how annualized one year, five year and since inception returns, both before and after taxes, compare with those of a broad measure of market performance. The Portfolio's past performance (before and after taxes) is not an indication of future results. Updated performance information for the Portfolio can be obtained by visiting <http://us.dimensional.com>.

The after-tax returns presented in the table for the World ex U.S. Government Portfolio are calculated using the historical highest individual federal marginal income tax rates and do not reflect the impact of state and local taxes. Actual after-tax returns depend on an investor's tax situation and may differ from those shown in the table. In addition, the after-tax returns shown are not relevant to investors who hold shares of the Portfolio through tax-advantaged arrangements, such as 401(k) plans or individual retirement accounts.

DFA World ex U.S. Government Fixed Income Portfolio Institutional Class Shares—Total Returns



January 2012-December 2018

Highest Quarter
4.43% (1/16-3/16)

Lowest Quarter
-4.04% (4/15-6/15)

Annualized Returns (%)

Periods ending December 31, 2018

	1 Year	5 Years	Since 12/6/11 Inception
DFA World ex U.S. Government Fixed Income Portfolio			
Return Before Taxes	3.28%	4.95%	4.25%
Return After Taxes on Distributions	0.30%	2.72%	2.40%
Return After Taxes on Distributions and Sale of Portfolio Shares	2.00%	2.81%	2.46%
FTSE Non-USD World Government Bond Index, Currency-Hedged in USD Terms			
(reflects no deduction for fees, expenses, or taxes on sales)	3.49%	4.36%	4.18%

Investment Advisor/Portfolio Management

Dimensional Fund Advisors LP serves as the investment advisor for the World ex U.S. Government Portfolio. Dimensional Fund Advisors Ltd. and DFA Australia Limited serve as the sub-advisors for the World ex U.S. Government Portfolio. The following individuals are responsible for coordinating the day-to-day management of the Portfolio:

- **David A. Plecha**, Senior Portfolio Manager and Vice President of the Advisor, has been a portfolio manager of the Portfolio since inception (2011).
- **Joseph F. Kolerich**, Senior Portfolio Manager and Vice President of the Advisor, has been a portfolio manager of the Portfolio since 2012.

Purchase and Redemption of Fund Shares

Investors may purchase or redeem shares of the World ex U.S. Government Portfolio on each day that the NYSE is scheduled to be open for business by first contacting the Portfolio's transfer agent at (888) 576-1167. Shareholders that invest in the Portfolio through a financial intermediary should contact their financial intermediary regarding purchase and redemption procedures. The Portfolio generally is available for investment only by institutional clients, clients of registered investment advisors, clients of financial institutions and a limited number of certain other investors as approved from time to time by the Advisor. All investments are subject to approval of the Advisor.

Tax Information

The dividends and distributions you receive from the World ex U.S. Government Portfolio are taxable and generally will be taxed as ordinary income, capital gains, or some combination of both, unless you are investing through a tax-advantaged arrangement, such as a 401(k) plan or an individual retirement account, in which case distributions may be taxed as ordinary income when withdrawn from the plan or account.

Payments to Financial Intermediaries

If you purchase the Portfolio through a broker-dealer or other financial intermediary (such as a bank), the Portfolio and its related companies may pay the intermediary for the sale of the Portfolio shares and/or related services. These payments may create a conflict of interest by influencing the financial intermediary to recommend the Portfolio over another investment. Ask your financial advisor or visit your financial intermediary's website for more information.

DFA Short-Term Government Portfolio

Investment Objective

The investment objective of the DFA Short-Term Government Portfolio (the "Short-Term Government Portfolio") is to maximize total returns from the universe of debt obligations of the U.S. Government and U.S. government agencies. Total return is comprised of income and capital appreciation.

Fees and Expenses of the Portfolio

This table describes the fees and expenses you may pay if you buy and hold shares of the Short-Term Government Portfolio.

Shareholder Fees (fees paid directly from your investment): None

Annual Fund Operating Expenses (expenses that you pay each year as a percentage of the value of your investment)

Management Fee	0.17%
Other Expenses	0.02%
Total Annual Fund Operating Expenses	0.19%

EXAMPLE

This Example is meant to help you compare the cost of investing in the Short-Term Government Portfolio with the cost of investing in other mutual funds. The Example assumes that you invest \$10,000 in the Portfolio for the time periods indicated. The Example also assumes that your investment has a 5% return each year and that the Portfolio's operating expenses remain the same. Although your actual costs may be higher or lower, based on these assumptions your costs would be:

1 Year	3 Years	5 Years	10 Years
\$19	\$61	\$107	\$243

PORTFOLIO TURNOVER

The Short-Term Government Portfolio pays transaction costs, such as commissions, when it buys and sells securities (or "turns over" its portfolio). A higher portfolio turnover may indicate higher transaction costs and may result in higher taxes when Portfolio shares are held in a taxable account. These costs, which are not reflected in Annual Fund Operating Expenses or in the Example, affect the Short-Term Government Portfolio's performance. During the most recent fiscal year, the Short-Term Government Portfolio's portfolio turnover rate was 30% of the average value of its investment portfolio.

Principal Investment Strategies

The Short-Term Government Portfolio seeks to maximize risk-adjusted total returns from a universe of obligations of the U.S. Government and its agencies maturing in five years or less from the date of settlement. The credit quality of the securities purchased by the Portfolio will be that of the U.S. Government or its agencies. As a non-fundamental policy, under normal circumstances, the Portfolio will invest at least 80% of its net assets in government securities that mature within five years from the date of settlement. It is the policy of the Portfolio that the maximum length of maturity of investments will not exceed five years from the date of settlement. In making these purchase decisions, if the expected term premium is greater for longer-term securities in the

eligible maturity range, Dimensional Fund Advisors LP (the "Advisor") will focus investment in that longer-term area, otherwise, the portfolio will focus investment in the shorter-term area of the eligible maturity range. The Advisor expects that the Portfolio's average portfolio maturity and average portfolio duration will be three years or less. Duration is a measure of the sensitivity of a security's price to changes in interest rates. The longer a security's duration, the more sensitive it will be to interest rates. The Portfolio will also acquire repurchase agreements backed by U.S. government securities. The Portfolio is authorized to invest more than 25% of its total assets in U.S. Treasury bonds, bills and notes and obligations of federal agencies and instrumentalities.

The Short-Term Government Portfolio may purchase or sell futures contracts and options on futures contracts, to adjust market exposure based on actual or expected cash inflows to or outflows from the Portfolio. The Portfolio does not intend to sell futures contracts to establish short positions in individual securities or to use derivatives for purposes of speculation or leveraging investment returns.

The Short-Term Government Portfolio may lend its portfolio securities to generate additional income.

Principal Risks

Because the value of your investment in the Portfolio will fluctuate, there is the risk that you will lose money. An investment in the Portfolio is not a deposit of a bank and is not insured or guaranteed by the Federal Deposit Insurance Corporation or any other government agency. The following is a description of principal risks of investing in the Portfolio.

Market Risk: Even a long-term investment approach cannot guarantee a profit. Economic, political, and issuer-specific events will cause the value of securities, and the Short-Term Government Portfolio that owns them, to rise or fall.

Interest Rate Risk: Fixed income securities are subject to interest rate risk because the prices of fixed income securities tend to move in the opposite direction of interest rates. When interest rates rise, fixed income security prices fall. When interest rates fall, fixed income security prices rise. In general, fixed income securities with longer maturities are more sensitive to changes in interest rates.

Credit Risk: Credit risk is the risk that the issuer of a security may be unable to make interest payments and/or repay principal when due. A downgrade to an issuer's credit rating or a perceived change in an issuer's financial strength may affect a security's value, and thus, impact the Short-Term Government Portfolio's performance. Government agency obligations have different levels of credit support and, therefore, different degrees of credit risk. Securities issued by agencies and instrumentalities of the U.S. Government that are supported by the full faith and credit of the United States, such as the Federal Housing Administration and Ginnie Mae, present little credit risk. Other securities issued by agencies and instrumentalities sponsored by the U.S. Government, that are supported only by the issuer's right to borrow from the U.S. Treasury, subject to certain limitations, and securities issued by agencies and instrumentalities sponsored by the U.S. Government that are sponsored by the credit of the issuing agencies, such as Freddie Mac and Fannie Mae, are subject to a greater degree of credit risk. U.S. government agency securities issued or guaranteed by the credit of the agency may still involve a risk of non-payment of principal and/or interest.

Income Risk: Income risk is the risk that falling interest rates will cause the Short-Term Government Portfolio's income to decline because, among other reasons, the proceeds from maturing short-term securities in its portfolio may be reinvested in lower-yielding securities.

Liquidity Risk: Liquidity risk exists when particular portfolio investments are difficult to purchase or sell. To the extent that the Short-Term Government Portfolio holds illiquid investments, the Portfolio's performance may be reduced due to an inability to sell the investments at opportune prices or times. Liquid portfolio investments may become illiquid or less liquid after purchase by the Short-Term Government Portfolio due to low trading volume, adverse investor perceptions and/or other market developments. Liquidity risk includes the risk that the Short-Term Government Portfolio will experience significant net redemptions at a time when it cannot find willing buyers for its portfolio securities or can only sell its portfolio securities at a material loss. Liquidity risk can be more pronounced in periods of market turmoil.

Derivatives Risk: Derivatives are instruments, such as futures contracts, and options thereon, whose value is derived from that of other assets, rates or indices. The use of derivatives for non-hedging purposes may be considered to carry more risk than other types of investments. When the Short-Term Government Portfolio uses derivatives, the Portfolio will be directly exposed to the risks of those derivatives. Derivative instruments are subject to a number of risks including counterparty, liquidity, interest rate, market, credit and management risks, as well as the risk of improper valuation. Changes in the value of a derivative may not correlate perfectly with the underlying asset, rate or index, and the Portfolio could lose more than the principal amount invested.

Securities Lending Risk: Securities lending involves the risk that the borrower may fail to return the securities in a timely manner or at all. As a result, the Short-Term Government Portfolio may lose money and there may be a delay in recovering the loaned securities. The Portfolio could also lose money if it does not recover the securities and/or the value of the collateral falls, including the value of investments made with cash collateral. Securities lending also may have certain adverse tax consequences.

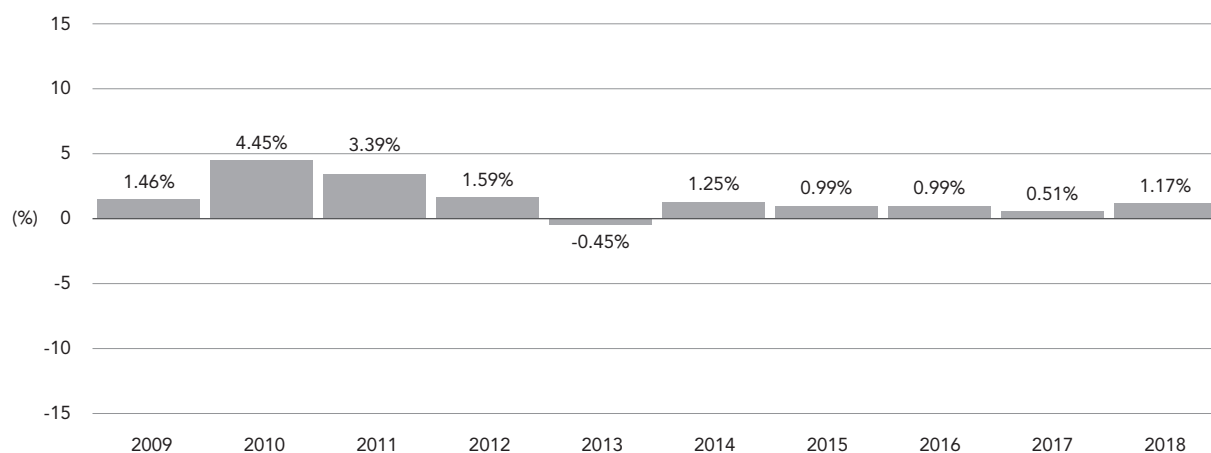
Cyber Security Risk: The Short-Term Government Portfolio's and its service providers' use of internet, technology and information systems may expose the Portfolio to potential risks linked to cyber security breaches of those technological or information systems. Cyber security breaches, amongst other things, could allow an unauthorized party to gain access to proprietary information, customer data, or fund assets, or cause the Portfolio and/or its service providers to suffer data corruption or lose operational functionality.

Performance

The bar chart and table immediately following illustrate the variability of the Short-Term Government Portfolio's returns and are meant to provide some indication of the risks of investing in the Portfolio. The bar chart shows the changes in the Portfolio's performance from year to year. The table illustrates how annualized one year, five year and ten year returns, both before and after taxes, compare with those of a broad measure of market performance. The Portfolio's past performance (before and after taxes) is not an indication of future results. Updated performance information for the Portfolio can be obtained by visiting <http://us.dimensional.com>.

The after-tax returns presented in the table for the Short-Term Government Portfolio are calculated using the historical highest individual federal marginal income tax rates and do not reflect the impact of state and local taxes. Actual after-tax returns depend on an investor's tax situation and may differ from those shown in the table. In addition, the after-tax returns shown are not relevant to investors who hold shares of the Portfolio through tax-advantaged arrangements, such as 401(k) plans or individual retirement accounts.

DFA Short-Term Government Portfolio Institutional Class Shares—Total Returns



January 2009-December 2018

Highest Quarter
2.37% (4/10–6/10)

Lowest Quarter
-1.12% (10/16–12/16)

Annualized Returns (%)

Periods ending December 31, 2018

	1 Year	5 Years	10 Years
DFA Short-Term Government Portfolio			
Return Before Taxes	1.17%	0.98%	1.53%
Return After Taxes on Distributions	0.53%	0.47%	0.88%
Return After Taxes on Distributions and Sale of Portfolio Shares	0.69%	0.53%	0.97%
ICE BofAML 1-5 Year US Treasury & Agency Index*			
(reflects no deduction for fees, expenses, or taxes)	1.53%	1.10%	1.38%

* ICE BofAML index data copyright 2018 ICE Data Indices, LLC.

Investment Advisor/Portfolio Management

Dimensional Fund Advisors LP serves as the investment advisor for the Short-Term Government Portfolio. The following individuals are responsible for coordinating the day to day management of the Short-Term Government Portfolio:

- **David A. Plecha**, Senior Portfolio Manager and Vice President of the Advisor, has been a portfolio manager of the Portfolio since 1989.
- **Joseph F. Kolerich**, Senior Portfolio Manager and Vice President of the Advisor, has been a portfolio manager of the Portfolio since 2012.
- **Alan R. Hutchison**, Portfolio Manager and Vice President of the Advisor, has been a portfolio manager of the Portfolio since 2016.

Purchase and Redemption of Fund Shares

Investors may purchase or redeem shares of the Short-Term Government Portfolio on each day that the NYSE is scheduled to be open for business by first contacting the Portfolio's transfer agent at (888) 576-1167. Shareholders that invest in the Portfolio through a financial intermediary should contact their financial intermediary regarding purchase and redemption procedures. The Portfolio generally is available for investment only by institutional clients, clients of registered investment advisors, clients of financial institutions and a limited number of certain other investors as approved from time to time by the Advisor. All investments are subject to approval of the Advisor.

Tax Information

The dividends and distributions you receive from the Short-Term Government Portfolio are taxable and generally will be taxed as ordinary income, capital gains, or some combination of both, unless you are investing through a tax-advantaged arrangement, such as a 401(k) plan or an individual retirement account, in which case distributions may be taxed as ordinary income when withdrawn from the plan or account.

Payments to Financial Intermediaries

If you purchase the Portfolio through a broker-dealer or other financial intermediary (such as a bank), the Portfolio and its related companies may pay the intermediary for the sale of the Portfolio shares and/or related services. These payments may create a conflict of interest by influencing the financial intermediary to recommend the Portfolio over another investment. Ask your financial advisor or visit your financial intermediary's website for more information.

DFA Intermediate Government Fixed Income Portfolio

Investment Objective

The investment objective of the DFA Intermediate Government Fixed Income Portfolio (the "Intermediate Government Portfolio") is to earn current income consistent with preservation of capital.

Fees and Expenses of the Portfolio

This table describes the fees and expenses you may pay if you buy and hold shares of the Intermediate Government Portfolio.

Shareholder Fees (fees paid directly from your investment): None

Annual Fund Operating Expenses (expenses that you pay each year as a percentage of the value of your investment)

Management Fee	0.10%
Other Expenses*	0.03%
Total Annual Fund Operating Expenses	0.13%

* "Other Expenses" include "Acquired Fund Fees and Expenses," which were less than 0.01% of the average net assets of the Portfolio. Since the "Acquired Fund Fees and Expenses" are not directly borne by the Portfolio, they are not reflected in the Portfolio's financial statements, and therefore, the amounts listed in "Total Annual Fund Operating Expenses" will differ from those presented in the Financial Highlights.

EXAMPLE

This Example is meant to help you compare the cost of investing in the Intermediate Government Portfolio with the cost of investing in other mutual funds. The Example assumes that you invest \$10,000 in the Portfolio for the time periods indicated. The Example also assumes that your investment has a 5% return each year and that the Portfolio's operating expenses remain the same. Although your actual costs may be higher or lower, based on these assumptions your costs would be:

1 Year	3 Years	5 Years	10 Years
\$13	\$42	\$73	\$166

PORTFOLIO TURNOVER

The Intermediate Government Portfolio pays transaction costs, such as commissions, when it buys and sells securities (or "turns over" its portfolio). A higher portfolio turnover may indicate higher transaction costs and may result in higher taxes when Portfolio shares are held in a taxable account. These costs, which are not reflected in Annual Fund Operating Expenses or in the Example, affect the Intermediate Government Portfolio's performance. During the most recent fiscal year, the Intermediate Government Portfolio's portfolio turnover rate was 16% of the average value of its investment portfolio.

Principal Investment Strategies

The Intermediate Government Portfolio primarily invests in high quality, low-risk obligations of the U.S. Government and its agencies with maturities between five and fifteen years from the date of settlement. The Intermediate Government Portfolio normally invests in non-callable obligations issued or guaranteed by the U.S. Government and U.S. government agencies, AAA-rated, dollar-denominated obligations of foreign governments, obligations of supranational organizations, and futures contracts on U.S. Treasury securities. Since government guaranteed mortgage-backed securities are considered callable, such securities will not be included in the Portfolio.

Generally, the Intermediate Government Portfolio will purchase securities with maturities between five and fifteen years from the date of settlement. The Portfolio will not shift the maturity of its investments in anticipation of interest rate movements and ordinarily will have an average weighted maturity, based upon market values,

between three to ten years. Under normal circumstances, when determining its duration, the Portfolio will consider a duration similar to its benchmark, the Bloomberg Barclays U.S. Government Bond Index, which was approximately 6.02 years as of December 31, 2018. In any event, as a non-fundamental policy, under normal circumstances, the Portfolio will invest at least 80% of its net assets in fixed income government securities and maintain a weighted average portfolio maturity between three and ten years.

The Intermediate Government Portfolio may invest a portion of its assets in the obligations of foreign governments. Those obligations at the time of purchase must be either rated in the highest rating category of a nationally recognized statistical rating organization or, in the case of any obligation that is unrated, of comparable quality. The Portfolio is authorized to invest more than 25% of its total assets in U.S. Treasury bonds, bills and notes and obligations of federal agencies and instrumentalities. The Portfolio also may purchase or sell futures contracts on U.S. Treasury securities or options on such contracts to adjust market exposure based on actual or expected cash inflows to or outflows from the Portfolio. However, the Portfolio will not purchase or sell futures contracts or options thereon if as a result more than 5% of its net assets would then consist of initial margin deposits and premiums required to establish such positions. The Portfolio does not intend to sell futures contracts to establish short positions in individual securities or to use derivatives for purposes of speculation or leveraging investment returns.

The Intermediate Government Portfolio may lend its portfolio securities to generate additional income.

Principal Risks

Because the value of your investment in the Portfolio will fluctuate, there is the risk that you will lose money. An investment in the Portfolio is not a deposit of a bank and is not insured or guaranteed by the Federal Deposit Insurance Corporation or any other government agency. The following is a description of principal risks of investing in the Portfolio.

Market Risk: Even a long-term investment approach cannot guarantee a profit. Economic, political, and issuer-specific events will cause the value of securities, and the Intermediate Government Portfolio that owns them, to rise or fall.

Interest Rate Risk: Fixed income securities are subject to interest rate risk because the prices of fixed income securities tend to move in the opposite direction of interest rates. When interest rates rise, fixed income security prices fall. When interest rates fall, fixed income security prices rise. In general, fixed income securities with longer maturities are more sensitive to changes in interest rates.

Credit Risk: Credit risk is the risk that the issuer of a security may be unable to make interest payments and/or repay principal when due. A downgrade to an issuer's credit rating or a perceived change in an issuer's financial strength may affect a security's value, and thus, impact the Intermediate Government Portfolio's performance. Government agency obligations have different levels of credit support and, therefore, different degrees of credit risk. Securities issued by agencies and instrumentalities of the U.S. Government that are supported by the full faith and credit of the United States, such as the Federal Housing Administration and Ginnie Mae, present little credit risk. Other securities issued by agencies and instrumentalities sponsored by the U.S. Government, that are supported only by the issuer's right to borrow from the U.S. Treasury, subject to certain limitations, and securities issued by agencies and instrumentalities sponsored by the U.S. Government that are sponsored by the credit of the issuing agencies, such as Freddie Mac and Fannie Mae, are subject to a greater degree of credit risk. U.S. government agency securities issued or guaranteed by the credit of the agency may still involve a risk of non-payment of principal and/or interest.

Income Risk: Income risk is the risk that falling interest rates will cause the Intermediate Government Portfolio's income to decline because, among other reasons, the proceeds from maturing short-term securities in its portfolio may be reinvested in lower-yielding securities.

Derivatives Risk: Derivatives are instruments, such as futures contracts, and options thereon, whose value is derived from that of other assets, rates or indices. The use of derivatives for non-hedging purposes may be considered to carry more risk than other types of investments. When the Intermediate Government Portfolio uses derivatives, the Portfolio will be directly exposed to the risks of those derivatives. Derivative instruments are subject to a number of risks including counterparty, liquidity, interest rate, market, credit and management risks, as well as the risk of improper valuation. Changes in the value of a derivative may not correlate perfectly with the underlying asset, rate or index, and the Portfolio could lose more than the principal amount invested.

Liquidity Risk: Liquidity risk exists when particular portfolio investments are difficult to purchase or sell. To the extent that the Intermediate Government Portfolio holds illiquid investments, the Portfolio's performance may be reduced due to an inability to sell the investments at opportune prices or times. Liquid portfolio investments may become illiquid or less liquid after purchase by the Intermediate Government Portfolio due to low trading volume, adverse investor perceptions and/or other market developments. Liquidity risk includes the risk that the Intermediate Government Portfolio will experience significant net redemptions at a time when it cannot find willing buyers for its portfolio securities or can only sell its portfolio securities at a material loss. Liquidity risk can be more pronounced in periods of market turmoil.

Securities Lending Risk: Securities lending involves the risk that the borrower may fail to return the securities in a timely manner or at all. As a result, the Intermediate Government Portfolio may lose money and there may be a delay in recovering the loaned securities. The Portfolio could also lose money if it does not recover the securities and/or the value of the collateral falls, including the value of investments made with cash collateral. Securities lending also may have certain adverse tax consequences.

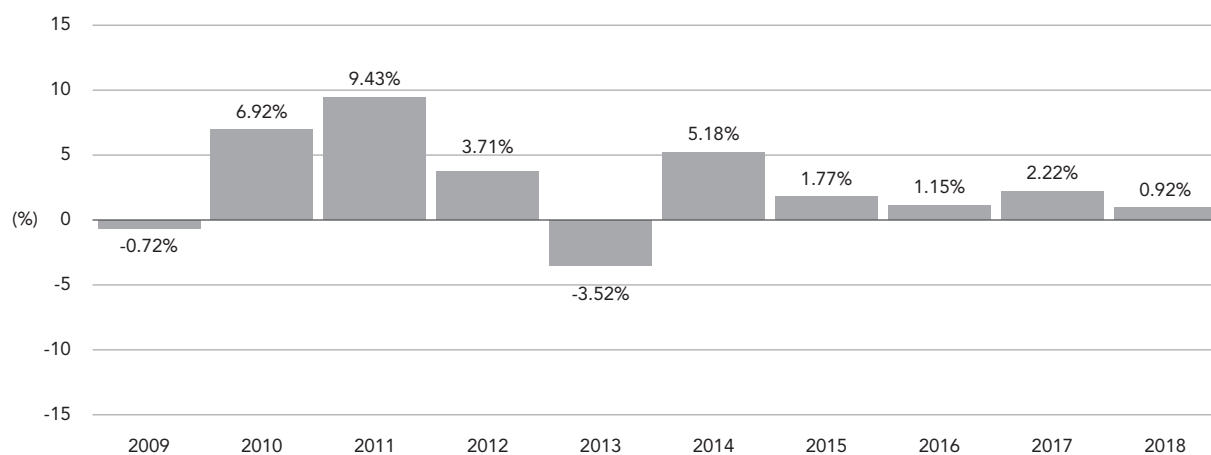
Cyber Security Risk: The Intermediate Government Portfolio's and its service providers' use of internet, technology and information systems may expose the Portfolio to potential risks linked to cyber security breaches of those technological or information systems. Cyber security breaches, amongst other things, could allow an unauthorized party to gain access to proprietary information, customer data, or fund assets, or cause the Portfolio and/or its service providers to suffer data corruption or lose operational functionality.

Performance

The bar chart and table immediately following illustrate the variability of the Intermediate Government Portfolio's returns and are meant to provide some indication of the risks of investing in the Portfolio. The bar chart shows the changes in the Portfolio's performance from year to year. The table illustrates how annualized one year, five year and ten year returns, both before and after taxes, compare with those of a broad measure of market performance. The Portfolio's past performance (before and after taxes) is not an indication of future results. Updated performance information for the Portfolio can be obtained by visiting <http://us.dimensional.com>.

The after-tax returns presented in the table for the Intermediate Government Portfolio are calculated using the historical highest individual federal marginal income tax rates and do not reflect the impact of state and local taxes. Actual after-tax returns depend on an investor's tax situation and may differ from those shown in the table. In addition, the after-tax returns shown are not relevant to investors who hold shares of the Portfolio through tax-advantaged arrangements, such as 401(k) plans or individual retirement accounts.

DFA Intermediate Government Fixed Income Portfolio Institutional Class Shares—Total Returns



January 2009-December 2018

Highest Quarter
5.37% (7/11–9/11)

Lowest Quarter
-4.26% (10/16–12/16)

Annualized Returns (%)

Periods ending December 31, 2018

	1 Year	5 Years	10 Years
DFA Intermediate Government Fixed Income Portfolio			
Return Before Taxes	0.92%	2.23%	2.64%
Return After Taxes on Distributions	0.01%	1.26%	1.53%
Return After Taxes on Distributions and Sale of Portfolio Shares	0.53%	1.30%	1.61%
Bloomberg Barclays U.S. Government Bond Index			
(reflects no deduction for fees, expenses, or taxes)	0.88%	1.99%	2.12%

Investment Advisor/Portfolio Management

Dimensional Fund Advisors LP (the "Advisor") serves as the investment advisor for the Intermediate Government Portfolio. The following individuals are responsible for coordinating the day to day management of the Intermediate Government Portfolio:

- **David A. Plecha**, Senior Portfolio Manager and Vice President of the Advisor, has been a portfolio manager of the Portfolio since inception (1990).
- **Joseph F. Kolerich**, Senior Portfolio Manager and Vice President of the Advisor, has been a portfolio manager of the Portfolio since 2012.
- **Alan R. Hutchison**, Portfolio Manager and Vice President of the Advisor, has been a portfolio manager of the Portfolio since 2016.

Purchase and Redemption of Fund Shares

Investors may purchase or redeem shares of the Intermediate Government Portfolio on each day that the NYSE is scheduled to be open for business by first contacting the Portfolio's transfer agent at (888) 576-1167. Shareholders that invest in the Portfolio through a financial intermediary should contact their financial intermediary regarding purchase and redemption procedures. The Portfolio generally is available for investment only by institutional clients, clients of registered investment advisors, clients of financial institutions and a limited number of certain other investors as approved from time to time by the Advisor. All investments are subject to approval of the Advisor.

Tax Information

The dividends and distributions you receive from the Intermediate Government Portfolio are taxable and generally will be taxed as ordinary income, capital gains, or some combination of both, unless you are investing through a tax-advantaged arrangement, such as a 401(k) plan or an individual retirement account, in which case distributions may be taxed as ordinary income when withdrawn from the plan or account.

Payments to Financial Intermediaries

If you purchase the Portfolio through a broker-dealer or other financial intermediary (such as a bank), the Portfolio and its related companies may pay the intermediary for the sale of the Portfolio shares and/or related services. These payments may create a conflict of interest by influencing the financial intermediary to recommend the Portfolio over another investment. Ask your financial advisor or visit your financial intermediary's website for more information.

DFA Short-Term Extended Quality Portfolio

Investment Objective

The investment objective of the DFA Short-Term Extended Quality Portfolio (the "Short-Term Extended Quality Portfolio") is to maximize total returns from the universe of debt securities in which the Portfolio invests. Total return is comprised of income and capital appreciation.

Fees and Expenses of the Portfolio

This table describes the fees and expenses you may pay if you buy and hold shares of the Short-Term Extended Quality Portfolio.

Shareholder Fees (fees paid directly from your investment): None

Annual Fund Operating Expenses (expenses that you pay each year as a percentage of the value of your investment)

Management Fee	0.20%
Other Expenses	0.02%
Total Annual Fund Operating Expenses	0.22%

EXAMPLE

This Example is meant to help you compare the cost of investing in the Short-Term Extended Quality Portfolio with the cost of investing in other mutual funds. The Example assumes that you invest \$10,000 in the Portfolio for the time periods indicated. The Example also assumes that your investment has a 5% return each year and that the Portfolio's operating expenses remain the same. Although your actual costs may be higher or lower, based on these assumptions your costs would be:

1 Year	3 Years	5 Years	10 Years
\$23	\$71	\$124	\$280

PORTFOLIO TURNOVER

The Short-Term Extended Quality Portfolio pays transaction costs, such as commissions, when it buys and sells securities (or "turns over" its portfolio). A higher portfolio turnover may indicate higher transaction costs and may result in higher taxes when Portfolio shares are held in a taxable account. These costs, which are not reflected in Annual Fund Operating Expenses or in the Example, affect the Short-Term Extended Quality Portfolio's performance. During the most recent fiscal year, the Short-Term Extended Quality Portfolio's portfolio turnover rate was 27% of the average value of its investment portfolio.

Principal Investment Strategies

The Short-Term Extended Quality Portfolio seeks to maximize total returns from a universe of U.S. and foreign corporate debt securities with an investment grade credit rating. In addition, the Portfolio may invest in obligations issued or guaranteed by the U.S. and foreign governments, their agencies and instrumentalities, bank obligations, commercial paper, repurchase agreements, obligations of other domestic and foreign issuers having investment grade ratings, securities of domestic or foreign issuers denominated in U.S. dollars but not trading in the United States, and obligations of supranational organizations. The Portfolio generally invests with an emphasis on debt securities rated in the lower half of the investment grade spectrum (e.g., rated BBB- to A+ by S&P Global Ratings ("S&P") or Fitch Ratings Ltd. ("Fitch") or Baa3 to A1 by Moody's Investor's Service, Inc.

("Moody's"). The Portfolio will not emphasize investments in the lower half of the investment grade spectrum, however, when Dimensional Fund Advisors LP (the "Advisor") believes the expected credit premium is relatively low. The Portfolio will also invest in higher-rated debt securities. At the present time, the Advisor expects that most investments will be made in the obligations of issuers that are located in developed countries. However, in the future, the Advisor anticipates investing in issuers located in other countries as well.

The Short-Term Extended Quality Portfolio primarily invests in securities that mature within five years from the date of settlement and maintains an average portfolio maturity and an average portfolio duration of three years or less. In making these purchase decisions, if the expected term premium is greater for longer-term securities in the eligible maturity range, the Advisor will focus on investment in the longer-term area, otherwise, the Portfolio will focus its investment in the shorter-term area of the eligible maturity range. Duration is a measure of the sensitivity of a security's price to changes in interest rates. The longer a security's duration, the more sensitive it will be to changes in interest rates. As a non-fundamental policy, under normal circumstances, the Portfolio will invest at least 80% of its net assets in fixed income securities considered to be investment grade quality. In addition, the Portfolio is authorized to invest more than 25% of its total assets in U.S. Treasury bonds, bills and notes, and obligations of federal agencies and instrumentalities.

The Short-Term Extended Quality Portfolio's investments may include foreign securities denominated in foreign currencies. The Portfolio intends to hedge foreign currency exposure to attempt to protect against uncertainty in the level of future foreign currency rates. The Portfolio may enter into foreign currency forward contracts to hedge against fluctuations in currency exchange rates or to transfer balances from one currency to another. In regard to currency hedging, it is generally not possible to precisely match the foreign currency exposure of such foreign currency forward contracts to the value of the securities involved due to fluctuations in the market values of such securities and cash flows into and out of the Portfolio between the date a foreign currency forward contract is entered into and the date it expires. The Portfolio also may enter into credit default swaps on issuers or indices to buy or sell credit protection to hedge its credit exposure; gain market or issuer exposure without owning the underlying securities; or increase the Portfolio's total return. The Portfolio also may purchase or sell futures contracts and options on futures contracts, to hedge its interest rate or currency exposure or for non-hedging purposes, such as a substitute for direct investment or to adjust market exposure based on actual or expected cash inflows to or outflows from the Portfolio. The Portfolio does not intend to sell futures contracts to establish short positions in individual securities or to use derivatives for purposes of speculation or leveraging investment returns.

The Short-Term Extended Quality Portfolio may lend its portfolio securities to generate additional income.

Principal Risks

Because the value of your investment in the Portfolio will fluctuate, there is the risk that you will lose money. An investment in the Portfolio is not a deposit of a bank and is not insured or guaranteed by the Federal Deposit Insurance Corporation or any other government agency. The following is a description of principal risks of investing in the Portfolio.

Market Risk: Even a long-term investment approach cannot guarantee a profit. Economic, political, and issuer-specific events will cause the value of securities, and the Short-Term Extended Quality Portfolio that owns them, to rise or fall.

Foreign Securities and Currencies Risk: Foreign securities prices may decline or fluctuate because of: (a) economic or political actions of foreign governments, and/or (b) less regulated or liquid securities markets. Investors holding these securities may also be exposed to foreign currency risk (the possibility that foreign currency will fluctuate in value against the U.S. dollar or that a foreign government will convert, or be forced to convert, its currency to another currency, changing its value against the U.S. dollar). The Short-Term Extended Quality Portfolio hedges foreign currency risk.

Foreign Government Debt Risk: The risk that: (a) the governmental entity that controls the repayment of government debt may not be willing or able to repay the principal and/or to pay the interest when it becomes due, due to factors such as political considerations, the relative size of the governmental entity's debt position in

relation to the economy, cash flow problems, insufficient foreign currency reserves, the failure to put in place economic reforms required by the International Monetary Fund or other multilateral agencies, and/or other national economic factors; (b) governments may default on their debt securities, which may require holders of such securities to participate in debt rescheduling; and (c) there is no legal or bankruptcy process by which defaulted government debt may be collected in whole or in part.

Interest Rate Risk: Fixed income securities are subject to interest rate risk because the prices of fixed income securities tend to move in the opposite direction of interest rates. When interest rates rise, fixed income security prices fall. When interest rates fall, fixed income security prices rise. In general, fixed income securities with longer maturities are more sensitive to changes in interest rates.

Credit Risk: Credit risk is the risk that the issuer of a security may be unable to make interest payments and/or repay principal when due. A downgrade to an issuer's credit rating or a perceived change in an issuer's financial strength may affect a security's value, and thus, impact the Short-Term Extended Quality Portfolio's performance. Government agency obligations have different levels of credit support and, therefore, different degrees of credit risk. Securities issued by agencies and instrumentalities of the U.S. Government that are supported by the full faith and credit of the United States, such as the Federal Housing Administration and Ginnie Mae, present little credit risk. Other securities issued by agencies and instrumentalities sponsored by the U.S. Government, that are supported only by the issuer's right to borrow from the U.S. Treasury, subject to certain limitations, and securities issued by agencies and instrumentalities sponsored by the U.S. Government that are sponsored by the credit of the issuing agencies, such as Freddie Mac and Fannie Mae, are subject to a greater degree of credit risk. U.S. government agency securities issued or guaranteed by the credit of the agency may still involve a risk of non-payment of principal and/or interest. Credit risk is greater for fixed income securities with ratings below investment grade (e.g., BB+ or below by S&P or Ba1 or below by Moody's). Fixed income securities that are below investment grade involve high credit risk and are considered speculative. Below investment grade fixed income securities may also fluctuate in value more than higher quality fixed income securities and, during periods of market volatility, may be more difficult to sell at the time and price the Portfolio desires.

Income Risk: Income risk is the risk that falling interest rates will cause the Short-Term Extended Quality Portfolio's income to decline because, among other reasons, the proceeds from maturing short-term securities in its portfolio may be reinvested in lower-yielding securities.

Derivatives Risk: Derivatives are instruments, such as futures, and options thereon, and foreign currency forward contracts, whose value is derived from that of other assets, rates or indices. Derivatives can be used for hedging (attempting to reduce risk by offsetting one investment position with another) or non-hedging purposes. Hedging with derivatives may increase expenses, and there is no guarantee that a hedging strategy will work. While hedging can reduce or eliminate losses, it can also reduce or eliminate gains or cause losses if the market moves in a manner different from that anticipated by the Portfolio or if the cost of the derivative outweighs the benefit of the hedge. The use of derivatives for non-hedging purposes may be considered to carry more risk than other types of investments. When the Short-Term Extended Quality Portfolio uses derivatives, the Portfolio will be directly exposed to the risks of those derivatives. Derivative instruments are subject to a number of risks including counterparty, liquidity, interest rate, market, credit and management risks, as well as the risk of improper valuation. Changes in the value of a derivative may not correlate perfectly with the underlying asset, rate or index, and the Portfolio could lose more than the principal amount invested. Additional risks are associated with the use of credit default swaps including counterparty and credit risk (the risk that the other party to a swap agreement will not fulfill its contractual obligations, whether because of bankruptcy or other default) and liquidity risk (the possible lack of a secondary market for the swap agreement).

Liquidity Risk: Liquidity risk exists when particular portfolio investments are difficult to purchase or sell. To the extent that the Short-Term Extended Quality Portfolio holds illiquid investments, the Portfolio's performance may be reduced due to an inability to sell the investments at opportune prices or times. Liquid portfolio investments may become illiquid or less liquid after purchase by the Short-Term Extended Quality Portfolio due to low trading volume, adverse investor perceptions and/or other market developments. Liquidity risk includes the risk that the Short-Term Extended Quality Portfolio will experience significant net redemptions at a time when it cannot find willing buyers for its portfolio securities or can only sell its portfolio securities at a material loss. Liquidity risk can be more pronounced in periods of market turmoil.

Securities Lending Risk: Securities lending involves the risk that the borrower may fail to return the securities in a timely manner or at all. As a result, the Short-Term Extended Quality Portfolio may lose money and there may be a delay in recovering the loaned securities. The Portfolio could also lose money if it does not recover the securities and/or the value of the collateral falls, including the value of investments made with cash collateral. Securities lending also may have certain adverse tax consequences.

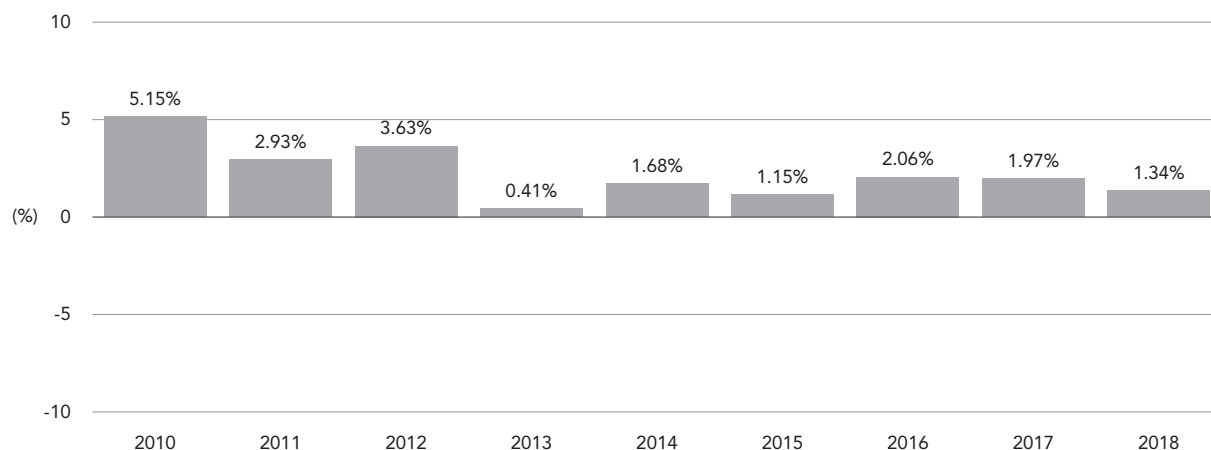
Cyber Security Risk: The Short-Term Extended Quality Portfolio’s and its service providers’ use of internet, technology and information systems may expose the Portfolio to potential risks linked to cyber security breaches of those technological or information systems. Cyber security breaches, amongst other things, could allow an unauthorized party to gain access to proprietary information, customer data, or fund assets, or cause the Portfolio and/or its service providers to suffer data corruption or lose operational functionality.

Performance

The bar chart and table immediately following illustrate the variability of the Short-Term Extended Quality Portfolio’s returns and are meant to provide some indication of the risks of investing in the Portfolio. The bar chart shows the changes in the Portfolio’s performance from year to year. The table illustrates how annualized one year, five year and since inception returns, both before and after taxes, compare with those of a broad measure of market performance. The Portfolio’s past performance (before and after taxes) is not an indication of future results. Updated performance information for the Portfolio can be obtained by visiting <http://us.dimensional.com>.

The after-tax returns presented in the table for the Short-Term Extended Quality Portfolio are calculated using the historical highest individual federal marginal income tax rates and do not reflect the impact of state and local taxes. Actual after-tax returns depend on an investor’s tax situation and may differ from those shown in the table. In addition, the after-tax returns shown are not relevant to investors who hold shares of the Portfolio through tax-advantaged arrangements, such as 401(k) plans or individual retirement accounts.

DFA Short-Term Extended Quality Portfolio Institutional Class Shares—Total Returns



January 2010-December 2018

Highest Quarter
2.42% (7/10–9/10)

Lowest Quarter
-1.08% (10/16-12/16)

Annualized Returns (%)

Periods ending December 31, 2018

	1 Year	5 Years	Since 3/4/09 Inception
DFA Short-Term Extended Quality Portfolio			
Return Before Taxes	1.34%	1.64%	2.83%
Return After Taxes on Distributions	0.07%	0.78%	1.96%
Return After Taxes on Distributions and Sale of Portfolio Shares	0.79%	0.88%	1.85%
ICE BofAML 1-5 Year US Corporate & Government Index*			
(reflects no deduction for fees, expenses, or taxes)	1.40%	1.37%	2.24%

* ICE BofAML index data copyright 2018 ICE Data Indices, LLC.

Investment Advisor/Portfolio Management

Dimensional Fund Advisors LP serves as the investment advisor for the Short-Term Extended Quality Portfolio. Dimensional Fund Advisors Ltd. and DFA Australia Limited serve as the sub-advisors for the Short-Term Extended Quality Portfolio. The following individuals are responsible for coordinating the day to day management of the Short-Term Extended Quality Portfolio:

- **David A. Plecha**, Senior Portfolio Manager and Vice President of the Advisor, has been a portfolio manager of the Portfolio since inception (2009).
- **Joseph F. Kolerich**, Senior Portfolio Manager and Vice President of the Advisor, has been a portfolio manager of the Portfolio since 2012.

Purchase and Redemption of Fund Shares

Investors may purchase or redeem shares of the Short-Term Extended Quality Portfolio on each day that the NYSE is scheduled to be open for business by first contacting the Portfolio's transfer agent at (888) 576-1167. Shareholders that invest in the Portfolio through a financial intermediary should contact their financial intermediary regarding purchase and redemption procedures. The Portfolio generally is available for investment only by institutional clients, clients of registered investment advisors, clients of financial institutions and a limited number of certain other investors as approved from time to time by the Advisor. All investments are subject to approval of the Advisor.

Tax Information

The dividends and distributions you receive from the Short-Term Extended Quality Portfolio are taxable and generally will be taxed as ordinary income, capital gains, or some combination of both, unless you are investing through a tax-advantaged arrangement, such as a 401(k) plan or an individual retirement account, in which case distributions may be taxed as ordinary income when withdrawn from the plan or account.

Payments to Financial Intermediaries

If you purchase the Portfolio through a broker-dealer or other financial intermediary (such as a bank), the Portfolio and its related companies may pay the intermediary for the sale of the Portfolio shares and/or related services. These payments may create a conflict of interest by influencing the financial intermediary to recommend the Portfolio over another investment. Ask your financial advisor or visit your financial intermediary's website for more information.

DFA Intermediate-Term Extended Quality Portfolio

Investment Objective

The investment objective of the DFA Intermediate-Term Extended Quality Portfolio (the "Intermediate-Term Extended Quality Portfolio") is to maximize total returns from the universe of debt securities in which the Portfolio invests. Total return is comprised of income and capital appreciation.

Fees and Expenses of the Portfolio

This table describes the fees and expenses you may pay if you buy and hold shares of the Intermediate-Term Extended Quality Portfolio.

Shareholder Fees (fees paid directly from your investment): None

Annual Fund Operating Expenses (expenses that you pay each year as a percentage of the value of your investment)

Management Fee	0.20%
Other Expenses	0.02%
Total Annual Fund Operating Expenses	0.22%

EXAMPLE

This Example is meant to help you compare the cost of investing in the Intermediate-Term Extended Quality Portfolio with the cost of investing in other mutual funds. The Example assumes that you invest \$10,000 in the Portfolio for the time periods indicated. The Example also assumes that your investment has a 5% return each year and that the Portfolio's operating expenses remain the same. Although your actual costs may be higher or lower, based on these assumptions your costs would be:

1 Year	3 Years	5 Years	10 Years
\$23	\$71	\$124	\$280

PORTFOLIO TURNOVER

The Intermediate-Term Extended Quality Portfolio pays transaction costs, such as commissions, when it buys and sells securities (or "turns over" its portfolio). A higher portfolio turnover may indicate higher transaction costs and may result in higher taxes when Portfolio shares are held in a taxable account. These costs, which are not reflected in Annual Fund Operating Expenses or in the Example, affect the Intermediate-Term Extended Quality Portfolio's performance. During the most recent fiscal year, the Intermediate-Term Extended Quality Portfolio's portfolio turnover rate was 24% of the average value of its investment portfolio.

Principal Investment Strategies

The Intermediate-Term Extended Quality Portfolio seeks to maximize total returns from a universe of U.S. and foreign corporate debt securities with an investment grade credit rating. In addition, the Portfolio may invest in obligations issued or guaranteed by the U.S. and foreign governments, their agencies and instrumentalities, bank obligations, commercial paper, repurchase agreements, obligations of other domestic and foreign issuers having investment grade ratings, securities of domestic or foreign issuers denominated in U.S. dollars but not trading in the United States, and obligations of supranational organizations. The Intermediate-Term Extended Quality

Portfolio generally invests with an emphasis on debt securities rated in the lower half of the investment grade spectrum (e.g., rated BBB- to A+ by S&P Global Ratings ("S&P") or Fitch Ratings Ltd. ("Fitch") or Baa3 to A1 by Moody's Investor's Service, Inc. ("Moody's")). The Portfolio will not emphasize investments in the lower half of the investment grade spectrum, however, when Dimensional Fund Advisors LP (the "Advisor") believes the expected credit premium is relatively low. The Portfolio will also invest in higher-rated debt securities. At the present time, the Advisor expects that most investments will be made in the obligations of issuers that are located in developed countries. However, in the future, the Advisor anticipates investing in issuers located in other countries as well.

The Intermediate-Term Extended Quality Portfolio primarily invests in securities that mature within three to fifteen years from the date of settlement. Under normal circumstances, the Portfolio will generally maintain a weighted average duration of no more than one quarter year greater than, and no less than one year below, the weighted average duration of the Portfolio's benchmark, the Bloomberg Barclays U.S. Credit Bond Index, which was approximately 6.87 years as of December 31, 2018. From time to time, the Portfolio may deviate from this duration range when the Advisor determines it to be appropriate under the circumstances. In any event, the Portfolio will ordinarily maintain an average dollar-weighted portfolio duration between three and ten years. Duration is a measure of the sensitivity of a security's price to changes in interest rates. The longer a security's duration, the more sensitive it will be to changes in interest rates. As a non-fundamental policy, under normal circumstances, the Portfolio will invest at least 80% of its net assets in fixed income securities considered to be investment grade quality. In addition, the Portfolio is authorized to invest more than 25% of its total assets in U.S. Treasury bonds, bills and notes, and obligations of federal agencies and instrumentalities.

The Intermediate-Term Extended Quality Portfolio's investments may include foreign securities denominated in foreign currencies. The Portfolio intends to hedge foreign currency exposure to attempt to protect against uncertainty in the level of future foreign currency rates. The Portfolio may enter into foreign currency forward contracts to hedge against fluctuations in currency exchange rates or to transfer balances from one currency to another. In regard to currency hedging, it is generally not possible to precisely match the foreign currency exposure of such foreign currency forward contracts to the value of the securities involved due to fluctuations in the market values of such securities and cash flows into and out of the Portfolio between the date a foreign currency forward contract is entered into and the date it expires. The Portfolio also may enter into credit default swaps on issuers or indices to buy or sell credit protection to hedge its credit exposure; gain market or issuer exposure without owning the underlying securities; or increase the Portfolio's total return. The Portfolio also may purchase or sell futures contracts and options on futures contracts, to hedge its interest rate or currency exposure or for non-hedging purposes, such as a substitute for direct investment or to adjust market exposure based on actual or expected cash inflows to or outflows from the Portfolio. The Portfolio does not intend to sell futures contracts to establish short positions in individual securities or to use derivatives for purposes of speculation or leveraging investment returns.

The Intermediate-Term Extended Quality Portfolio may lend its portfolio securities to generate additional income.

Principal Risks

Because the value of your investment in the Portfolio will fluctuate, there is the risk that you will lose money. An investment in the Portfolio is not a deposit of a bank and is not insured or guaranteed by the Federal Deposit Insurance Corporation or any other government agency. The following is a description of principal risks of investing in the Portfolio.

Market Risk: Even a long-term investment approach cannot guarantee a profit. Economic, political, and issuer-specific events will cause the value of securities, and the Intermediate-Term Extended Quality Portfolio, which owns the securities, to rise or fall.

Foreign Securities and Currencies Risk: Foreign securities prices may decline or fluctuate because of: (a) economic or political actions of foreign governments, and/or (b) less regulated or liquid securities markets. Investors holding these securities may also be exposed to foreign currency risk (the possibility that foreign currency will fluctuate in value against the U.S. dollar or that a foreign government will convert, or be forced to

convert, its currency to another currency, changing its value against the U.S. dollar). The Intermediate-Term Extended Quality Portfolio will hedge foreign currency risk.

Foreign Government Debt Risk: The risk that: (a) the governmental entity that controls the repayment of government debt may not be willing or able to repay the principal and/or to pay the interest when it becomes due, due to factors such as political considerations, the relative size of the governmental entity's debt position in relation to the economy, cash flow problems, insufficient foreign currency reserves, the failure to put in place economic reforms required by the International Monetary Fund or other multilateral agencies, and/or other national economic factors; (b) governments may default on their debt securities, which may require holders of such securities to participate in debt rescheduling; and (c) there is no legal or bankruptcy process by which defaulted government debt may be collected in whole or in part.

Interest Rate Risk: Fixed income securities are subject to interest rate risk because the prices of fixed income securities tend to move in the opposite direction of interest rates. When interest rates rise, fixed income securities prices fall. When interest rates fall, fixed income securities prices rise. In general, fixed income securities with longer maturities are more sensitive to changes in interest rates.

Credit Risk: Credit risk is the risk that the issuer of a security may be unable to make interest payments and/or repay principal when due. A downgrade to an issuer's credit rating or a perceived change in an issuer's financial strength may affect a security's value, and thus, impact the Intermediate-Term Extended Quality Portfolio's performance. Government agency obligations have different levels of credit support and, therefore, different degrees of credit risk. Securities issued by agencies and instrumentalities of the U.S. Government that are supported by the full faith and credit of the United States, such as the Federal Housing Administration and Ginnie Mae, present little credit risk. Other securities issued by agencies and instrumentalities sponsored by the U.S. Government, that are supported only by the issuer's right to borrow from the U.S. Treasury, subject to certain limitations, and securities issued by agencies and instrumentalities sponsored by the U.S. Government that are sponsored by the credit of the issuing agencies, such as Freddie Mac and Fannie Mae, are subject to a greater degree of credit risk. U.S. government agency securities issued or guaranteed by the credit of the agency may still involve a risk of non-payment of principal and/or interest. Credit risk is greater for fixed income securities with ratings below investment grade (e.g., BB+ or below by S&P or Ba1 or below by Moody's). Fixed income securities that are below investment grade involve high credit risk and are considered speculative. Below investment grade fixed income securities may also fluctuate in value more than higher quality fixed income securities and, during periods of market volatility, may be more difficult to sell at the time and price the Portfolio desires.

Income Risk: Income risk is the risk that falling interest rates will cause the Intermediate-Term Extended Quality Portfolio's income to decline because, among other reasons, the proceeds from maturing short-term securities in its portfolio may be reinvested in lower-yielding securities.

Derivatives Risk: Derivatives are instruments, such as futures, and options thereon, and foreign currency forward contracts, whose value is derived from that of other assets, rates or indices. Derivatives can be used for hedging (attempting to reduce risk by offsetting one investment position with another) or non-hedging purposes. Hedging with derivatives may increase expenses, and there is no guarantee that a hedging strategy will work. While hedging can reduce or eliminate losses, it can also reduce or eliminate gains or cause losses if the market moves in a manner different from that anticipated by the Portfolio or if the cost of the derivative outweighs the benefit of the hedge. The use of derivatives for non-hedging purposes may be considered to carry more risk than other types of investments. When the Intermediate-Term Extended Quality Portfolio uses derivatives, the Portfolio will be directly exposed to the risks of those derivatives. Derivative instruments are subject to a number of risks including counterparty, liquidity, interest rate, market, credit and management risks, as well as the risk of improper valuation. Changes in the value of a derivative may not correlate perfectly with the underlying asset, rate or index, and the Portfolio could lose more than the principal amount invested. Additional risks are associated with the use of credit default swaps including counterparty and credit risk (the risk that the other party to a swap agreement will not fulfill its contractual obligations, whether because of bankruptcy or other default) and liquidity risk (the possible lack of a secondary market for the swap agreement).

Liquidity Risk: Liquidity risk exists when particular portfolio investments are difficult to purchase or sell. To the extent that the Intermediate-Term Extended Quality Portfolio holds illiquid investments, the Portfolio's performance may be reduced due to an inability to sell the investments at opportune prices or times. Liquid

portfolio investments may become illiquid or less liquid after purchase by the Intermediate-Term Extended Quality Portfolio due to low trading volume, adverse investor perceptions and/or other market developments. Liquidity risk includes the risk that the Intermediate-Term Extended Quality Portfolio will experience significant net redemptions at a time when it cannot find willing buyers for its portfolio securities or can only sell its portfolio securities at a material loss. Liquidity risk can be more pronounced in periods of market turmoil.

Securities Lending Risk: Securities lending involves the risk that the borrower may fail to return the securities in a timely manner or at all. As a result, the Intermediate-Term Extended Quality Portfolio may lose money and there may be a delay in recovering the loaned securities. The Portfolio could also lose money if it does not recover the securities and/or the value of the collateral falls, including the value of investments made with cash collateral. Securities lending also may have certain adverse tax consequences.

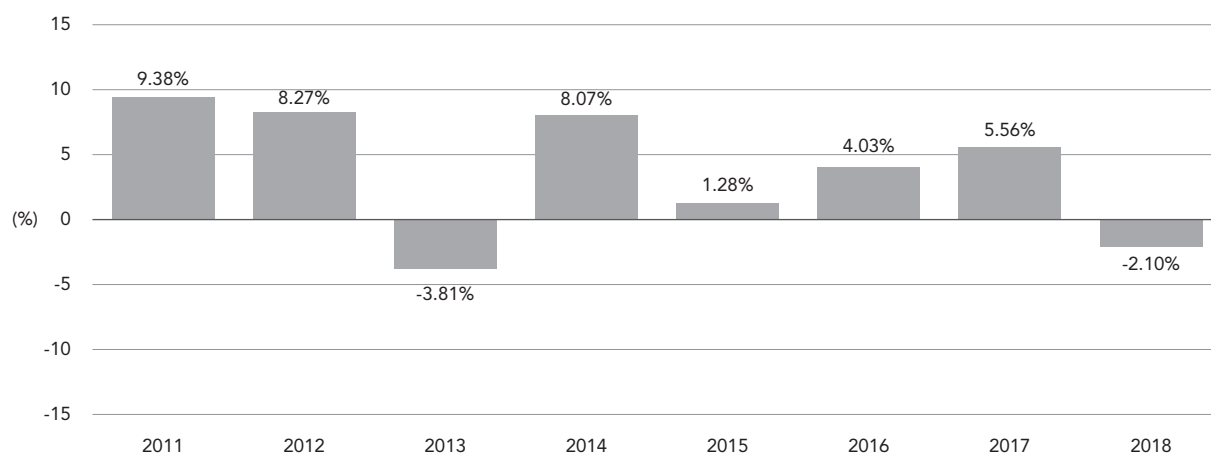
Cyber Security Risk: The Intermediate-Term Extended Quality Portfolio’s and its service providers’ use of internet, technology and information systems may expose the Portfolio to potential risks linked to cyber security breaches of those technological or information systems. Cyber security breaches, amongst other things, could allow an unauthorized party to gain access to proprietary information, customer data, or fund assets, or cause the Portfolio and/or its service providers to suffer data corruption or lose operational functionality.

Performance

The bar chart and table immediately following illustrate the variability of the Intermediate-Term Extended Quality Portfolio’s returns and are meant to provide some indication of the risks of investing in the Portfolio. The bar chart shows the changes in the Intermediate-Term Extended Quality Portfolio’s performance from year to year. The table illustrates how annualized one year, five year and since inception returns, both before and after taxes, compare with those of a broad measure of market performance. The Intermediate-Term Extended Quality Portfolio’s past performance (before and after taxes) is not an indication of future results. Updated performance information for the Portfolio can be obtained by visiting <http://us.dimensional.com>.

The after-tax returns presented in the table for the Intermediate-Term Extended Quality Portfolio are calculated using the historical highest individual federal marginal income tax rates and do not reflect the impact of state and local taxes. Actual after-tax returns depend on an investor’s tax situation and may differ from those shown in the table. In addition, the after-tax returns shown are not relevant to investors who hold shares of the Portfolio through tax-advantaged arrangements, such as 401(k) plans or individual retirement accounts.

DFA Intermediate-Term Extended Quality Portfolio Institutional Class Shares—Total Returns



January 2011-December 2018

Highest Quarter
4.82% (7/11–9/11)

Lowest Quarter
-4.35% (4/13–6/13)

Annualized Returns (%)

Periods ending December 31, 2018

	1 Year	5 Years	Since 7/20/10 Inception
DFA Intermediate-Term Extended Quality Portfolio			
Return Before Taxes	-2.10%	3.31%	3.48%
Return After Taxes on Distributions	-3.37%	1.88%	2.19%
Return After Taxes on Distributions and Sale of Portfolio Shares	-1.25%	1.92%	2.15%
Bloomberg Barclays U.S. Credit Bond Index (reflects no deduction for fees, expenses or taxes)			
	-2.11%	3.22%	3.91%

Investment Advisor/Portfolio Management

Dimensional Fund Advisors LP serves as the investment advisor for the Intermediate-Term Extended Quality Portfolio. Dimensional Fund Advisors Ltd. and DFA Australia Limited serve as the sub-advisors for the Intermediate-Term Extended Quality Portfolio. The following individuals are responsible for coordinating the day to day management of the Intermediate-Term Extended Quality Portfolio:

- **David A. Plecha**, Senior Portfolio Manager and Vice President of the Advisor, has been a portfolio manager of the Portfolio since inception (2010).
- **Joseph F. Kolerich**, Senior Portfolio Manager and Vice President of the Advisor, has been a portfolio manager of the Portfolio since 2012.
- **Lovell D. Shao**, Portfolio Manager and Vice President of the Advisor, has been a portfolio manager of the Portfolio since 2019.

Purchase and Redemption of Fund Shares

Investors may purchase or redeem shares of the Portfolio on each day that the NYSE is scheduled to be open for business by first contacting the Portfolio's transfer agent at (888) 576-1167. Shareholders that invest in the Portfolio through a financial intermediary should contact their financial intermediary regarding purchase and redemption procedures. The Portfolio generally is available for investment only by institutional clients, clients of registered investment advisors, clients of financial institutions and a limited number of certain other investors as approved from time to time by the Advisor. All investments are subject to approval of the Advisor.

Tax Information

The dividends and distributions you receive from the Intermediate-Term Extended Quality Portfolio are taxable and generally will be taxed as ordinary income, capital gains, or some combination of both, unless you are investing through a tax-advantaged arrangement, such as a 401(k) plan or an individual retirement account, in which case distributions may be taxed as ordinary income when withdrawn from the plan or account.

Payments to Financial Intermediaries

If you purchase the Portfolio through a broker-dealer or other financial intermediary (such as a bank), the Portfolio and its related companies may pay the intermediary for the sale of the Portfolio shares and/or related services. These payments may create a conflict of interest by influencing the financial intermediary to recommend the Portfolio over another investment. Ask your financial advisor or visit your financial intermediary's website for more information.

DFA Targeted Credit Portfolio

Investment Objective

The investment objective of the DFA Targeted Credit Portfolio (the "Targeted Credit Portfolio" or the "Portfolio") is to maximize total returns from the universe of debt securities in which the Portfolio invests. Total return is comprised of income and capital appreciation.

Fees and Expenses of the Portfolio

This table describes the fees and expenses you may pay if you buy and hold shares of the Targeted Credit Portfolio.

Shareholder Fees (fees paid directly from your investment): None

Annual Fund Operating Expenses (expenses that you pay each year as a percentage of the value of your investment)

Management Fee	0.19%
Other Expenses	0.04%
Total Annual Fund Operating Expenses	0.23%
Fee Waiver and/or Expense Reimbursement*	0.03%
Total Annual Fund Operating Expenses After Fee Waiver and/or Expense Reimbursement	0.20%

* Dimensional Fund Advisors LP (the "Advisor") has agreed to waive certain fees and in certain instances, assume certain expenses of the Targeted Credit Portfolio. The Fee Waiver and Expense Assumption Agreement for the Portfolio will remain in effect through February 28, 2020, and may only be terminated by the Fund's Board of Directors prior to that date. Under certain circumstances, the Advisor retains the right to seek reimbursement for any fees previously waived and/or expenses previously assumed up to thirty-six months after such fee waiver and/or expense assumption.

EXAMPLE

This Example is meant to help you compare the cost of investing in the Targeted Credit Portfolio with the cost of investing in other mutual funds. The Example assumes that you invest \$10,000 in the Portfolio for the time periods indicated. The Example also assumes that your investment has a 5% return each year and that the Portfolio's operating expenses remain the same. The costs for the Targeted Credit Portfolio reflect the net expenses of the Portfolio that result from the contractual expense waiver in the first year only. Although your actual costs may be higher or lower, based on these assumptions, your costs would be:

1 Year	3 Years	5 Years	10 Years
\$20	\$71	\$126	\$290

PORTFOLIO TURNOVER

The Targeted Credit Portfolio pays transaction costs, such as commissions, when it buys and sells securities (or "turns over" its portfolio). A higher portfolio turnover may indicate higher transaction costs and may result in higher taxes when Portfolio shares are held in a taxable account. These costs, which are not reflected in Annual Fund Operating Expenses or in the Example, affect the Targeted Credit Portfolio's performance. During the most recent fiscal year, the Targeted Credit Portfolio's portfolio turnover rate was 19% of the average value of its investment portfolio.

Principal Investment Strategies

The Targeted Credit Portfolio seeks to maximize total returns from a universe of U.S. and foreign corporate debt securities that mature within five years from the date of settlement. In addition, the Portfolio may invest in obligations issued or guaranteed by the U.S. and foreign governments, their agencies and instrumentalities, bank obligations, commercial paper, repurchase agreements, obligations of other domestic and foreign issuers, securities of domestic or foreign issuers denominated in U.S. dollars but not trading in the United States, and obligations of supranational organizations. The Portfolio generally emphasizes investments in debt securities rated in the lower half of the investment grade spectrum (e.g., rated BBB- to A+ by S&P Global Ratings ("S&P") or Fitch Ratings Ltd. ("Fitch") or Baa3 to A1 by Moody's Investor's Service, Inc. ("Moody's")). The Portfolio may also invest in higher-rated and/or lower-rated (i.e., below investment grade, also known as "junk" bonds) debt securities. At the present time, the Advisor expects that most investments will be made in the obligations of issuers that are located in developed countries. However, in the future, the Advisor anticipates investing in issuers located in other countries as well.

As a non-fundamental policy, under normal circumstances, the Targeted Credit Portfolio will invest at least 80% of its net assets in debt securities. The Targeted Credit Portfolio seeks to maintain an average portfolio maturity and an average portfolio duration of five years or less. Duration is a measure of the sensitivity of a security's price to changes in interest rates. The longer a security's duration, the more sensitive it will be to changes in interest rates.

The Targeted Credit Portfolio's investments may include foreign securities denominated in foreign currencies. The Portfolio intends to hedge foreign currency exposure to attempt to protect against uncertainty in the level of future foreign currency rates. The Portfolio may enter into foreign currency forward contracts to hedge against fluctuations in currency exchange rates or to transfer balances from one currency to another. In regard to currency hedging, it is generally not possible to precisely match the foreign currency exposure of such foreign currency forward contracts to the value of the securities involved due to fluctuations in the market values of such securities and cash flows into and out of the Portfolio between the date a foreign currency forward contract is entered into and the date it expires. The Portfolio also may enter into credit default swaps on issuers or indices to buy or sell credit protection to hedge its credit exposure; gain market or issuer exposure without owning the underlying securities; or increase the Portfolio's total return. The Portfolio may purchase or sell futures contracts and options on futures contracts, to hedge its interest rate or currency exposure or for non-hedging purposes, such as a substitute for direct investment or to adjust market exposure, including adjustments based on actual or expected cash inflows to or outflows from the Portfolio. The Portfolio may use derivatives to establish short positions for individual securities, markets, or currencies, in order to adjust the Portfolio's duration or to replace more traditional direct investments.

The Targeted Credit Portfolio may lend its portfolio securities to generate additional income.

Principal Risks

Because the value of your investment in the Portfolio will fluctuate, there is the risk that you will lose money. An investment in the Portfolio is not a deposit of a bank and is not insured or guaranteed by the Federal Deposit Insurance Corporation or any other government agency. The following is a description of principal risks of investing in the Portfolio.

Market Risk: Even a long-term investment approach cannot guarantee a profit. Economic, political, and issuer-specific events will cause the value of securities, and the Targeted Credit Portfolio that owns them, to rise or fall.

Foreign Securities and Currencies Risk: Foreign securities prices may decline or fluctuate because of: (a) economic or political actions of foreign governments, and/or (b) less regulated or liquid securities markets. Investors holding these securities may also be exposed to foreign currency risk (the possibility that foreign currency will fluctuate in value against the U.S. dollar or that a foreign government will convert, or be forced to convert, its currency to another currency, changing its value against the U.S. dollar). The Portfolio hedges foreign currency risk.

Foreign Government Debt Risk: The risk that: (a) the governmental entity that controls the repayment of government debt may not be willing or able to repay the principal and/or to pay the interest when it becomes due, due to factors such as political considerations, the relative size of the governmental entity's debt position in relation to the economy, cash flow problems, insufficient foreign currency reserves, the failure to put in place economic reforms required by the International Monetary Fund or other multilateral agencies, and/or other national economic factors; (b) governments may default on their debt securities, which may require holders of such securities to participate in debt rescheduling; and (c) there is no legal or bankruptcy process by which defaulted government debt may be collected in whole or in part.

Interest Rate Risk: Fixed income securities are subject to interest rate risk because the prices of fixed income securities tend to move in the opposite direction of interest rates. When interest rates rise, fixed income security prices fall. When interest rates fall, fixed income security prices rise. In general, fixed income securities with longer maturities are more sensitive to changes in interest rates.

Credit Risk: Credit risk is the risk that the issuer of a security may be unable to make interest payments and/or repay principal when due. A downgrade to an issuer's credit rating or a perceived change in an issuer's financial strength may affect a security's value, and thus, impact the Portfolio's performance. Government agency obligations have different levels of credit support and, therefore, different degrees of credit risk. Securities issued by agencies and instrumentalities of the U.S. Government that are supported by the full faith and credit of the United States, such as the Federal Housing Administration and Ginnie Mae, present little credit risk. Other securities issued by agencies and instrumentalities sponsored by the U.S. Government, that are supported only by the issuer's right to borrow from the U.S. Treasury, subject to certain limitations, and securities issued by agencies and instrumentalities sponsored by the U.S. Government that are sponsored by the credit of the issuing agencies, such as Freddie Mac and Fannie Mae, are subject to a greater degree of credit risk. U.S. government agency securities issued or guaranteed by the credit of the agency may still involve a risk of non-payment of principal and/or interest. Credit risk is greater for fixed income securities with ratings below investment grade (e.g., BB+ or below by S&P or Ba1 or below by Moody's).

High Yield Risk: Securities rated below investment grade may be subject to greater interest rate, credit and liquidity risks than investment grade securities. Fixed income securities that are below investment grade involve high credit risk and are considered speculative. Below investment grade fixed income securities may also fluctuate in value more than higher quality fixed income securities and, during periods of market volatility, may be more difficult to sell at the time and price the Portfolio desires.

Income Risk: Income risk is the risk that falling interest rates will cause the Portfolio's income to decline because, among other reasons, the proceeds from maturing short-term securities in its portfolio may be reinvested in lower-yielding securities.

Derivatives Risk: Derivatives are instruments, such as futures, and options thereon, and foreign currency forward contracts, whose value is derived from that of other assets, rates or indices. Derivatives can be used for hedging (attempting to reduce risk by offsetting one investment position with another) or non-hedging purposes. Hedging with derivatives may increase expenses, and there is no guarantee that a hedging strategy will work. While hedging can reduce or eliminate losses, it can also reduce or eliminate gains or cause losses if the market moves in a manner different from that anticipated by the Portfolio or if the cost of the derivative outweighs the benefit of the hedge. The use of derivatives for non-hedging purposes may be considered to carry more risk than other types of investments. When the Portfolio uses derivatives, the Portfolio will be directly exposed to the risks of those derivatives. Derivative instruments are subject to a number of risks including counterparty, liquidity, interest rate, market, credit and management risks, as well as the risk of improper valuation. Changes in the value of a derivative may not correlate perfectly with the underlying asset, rate or index, and the Portfolio could lose more than the principal amount invested. Additional risks are associated with the use of credit default swaps including counterparty and credit risk (the risk that the other party to a swap agreement will not fulfill its contractual obligations, whether because of bankruptcy or other default) and liquidity risk (the possible lack of a secondary market for the swap agreement).

Liquidity Risk: Liquidity risk exists when particular portfolio investments are difficult to purchase or sell. To the extent that the Portfolio holds illiquid investments, the Portfolio's performance may be reduced due to an

inability to sell the investments at opportune prices or times. Liquid portfolio investments may become illiquid or less liquid after purchase by the Portfolio due to low trading volume, adverse investor perceptions and/or other market developments. Liquidity risk includes the risk that the Portfolio will experience significant net redemptions at a time when it cannot find willing buyers for its portfolio securities or can only sell its portfolio securities at a material loss. Liquidity risk can be more pronounced in periods of market turmoil.

Securities Lending Risk: Securities lending involves the risk that the borrower may fail to return the securities in a timely manner or at all. As a result, the Targeted Credit Portfolio may lose money and there may be a delay in recovering the loaned securities. The Portfolio could also lose money if it does not recover the securities and/or the value of the collateral falls, including the value of investments made with cash collateral. Securities lending also may have certain adverse tax consequences.

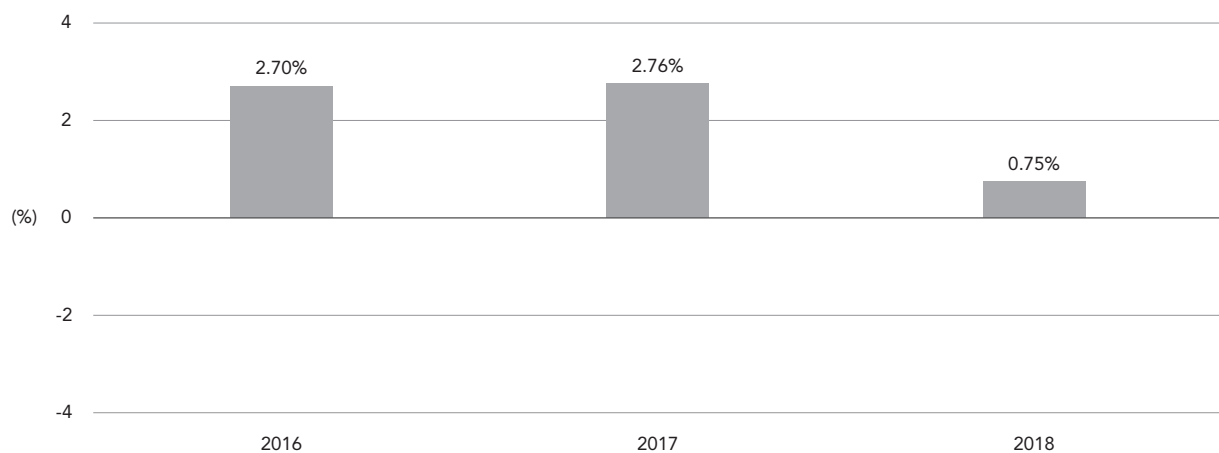
Cyber Security Risk: The Targeted Credit Portfolio’s and its service providers’ use of internet, technology and information systems may expose the Portfolio to potential risks linked to cyber security breaches of those technological or information systems. Cyber security breaches, amongst other things, could allow an unauthorized party to gain access to proprietary information, customer data, or fund assets, or cause the Portfolio and/or its service providers to suffer data corruption or lose operational functionality.

Performance

The bar chart and table immediately following illustrate the variability of the Targeted Credit Portfolio’s returns and are meant to provide some indication of the risks of investing in the Portfolio. The bar chart shows the changes in the Targeted Credit Portfolio’s performance from year to year. The table illustrates how annualized one year and since inception returns, both before and after taxes, compare with those of a broad measure of market performance. The Targeted Credit Portfolio’s past performance (before and after taxes) is not an indication of future results. Updated performance information for the Portfolio can be obtained by visiting <http://us.dimensional.com>.

The after-tax returns presented in the table for the Targeted Credit Portfolio are calculated using the historical highest individual federal marginal income tax rates and do not reflect the impact of state and local taxes. Actual after-tax returns depend on an investor’s tax situation and may differ from those shown in the table. In addition, the after-tax returns shown are not relevant to investors who hold shares of the Portfolio through tax-advantaged arrangements, such as 401(k) plans or individual retirement accounts.

DFA Targeted Credit Portfolio Institutional Class Shares—Total Returns



January 2016-December 2018

Highest Quarter
1.80% (1/16-3/16)

Lowest Quarter
-1.37% (10/16-12/16)

Annualized Returns (%)

Periods ending December 31, 2018

	1 Year	Since 5/20/15 Inception
DFA Targeted Credit Portfolio		
Return Before Taxes	0.75%	1.62%
Return After Taxes on Distributions	-0.51%	0.59%
Return After Taxes on Distributions and Sale of Portfolio Shares	0.44%	0.79%
Bloomberg Barclays Global Aggregate Credit 1-5 Year Index (hedged to USD)		
(reflects no deduction for fees, expenses, or taxes on sales)	1.65%	1.99%

Investment Advisor/Portfolio Management

Dimensional Fund Advisors LP serves as the investment advisor for the Targeted Credit Portfolio. Dimensional Fund Advisors Ltd. and DFA Australia Limited serve as the sub-advisors for the Targeted Credit Portfolio. The following individuals are responsible for coordinating the day-to-day management of the Targeted Credit Portfolio:

- **David A. Plecha**, Senior Portfolio Manager and Vice President of the Advisor, has been a portfolio manager of the Portfolio since inception (2015).
- **Joseph F. Kolerich**, Senior Portfolio Manager and Vice President of the Advisor, has been a portfolio manager of the Portfolio since inception (2015).

Purchase and Redemption of Fund Shares

Investors may purchase or redeem shares of the Targeted Credit Portfolio on each day that the NYSE is scheduled to be open for business by first contacting the Portfolio's transfer agent at (888) 576-1167. Shareholders that invest in the Portfolio through a financial intermediary should contact their financial intermediary regarding purchase and redemption procedures. The Portfolio generally is available for investment only by institutional clients, clients of registered investment advisors, clients of financial institutions and a limited number of certain other investors as approved from time to time by the Advisor. All investments are subject to approval of the Advisor.

Tax Information

The dividends and distributions you receive from the Targeted Credit Portfolio are taxable and generally will be taxed as ordinary income, capital gains, or some combination of both, unless you are investing through a tax-advantaged arrangement, such as a 401(k) plan or an individual retirement account, in which case distributions may be taxed as ordinary income when withdrawn from the plan or account.

Payments to Financial Intermediaries

If you purchase the Portfolio through a broker-dealer or other financial intermediary (such as a bank), the Portfolio and its related companies may pay the intermediary for the sale of the Portfolio shares and/or related services. These payments may create a conflict of interest by influencing the financial intermediary to recommend the Portfolio over another investment. Ask your financial advisor or visit your financial intermediary's website for more information.

DFA Global Core Plus Fixed Income Portfolio

Investment Objective

The investment objective of the DFA Global Core Plus Fixed Income Portfolio (the “Global Core Plus Fixed Income Portfolio”) is to maximize total returns from the universe of fixed income securities in which the Portfolio invests. Total return is comprised of income and capital appreciation.

Fees and Expenses of the Portfolio

This table describes the fees and expenses you may pay if you buy and hold shares of the Global Core Plus Fixed Income Portfolio.

Shareholder Fees (fees paid directly from your investment): None

Annual Fund Operating Expenses (expenses that you pay each year as a percentage of the value of your investment)*

Management Fee	0.25%
Other Expenses	0.06%
Total Annual Fund Operating Expenses	0.31%
Fee Waiver and/or Expense Reimbursement**	0.01%
Total Annual Fund Operating Expenses After Fee Waiver and/or Expense Reimbursement	0.30%

* Total Annual Fund Operating Expenses have been restated to reflect current fees because the Portfolio no longer operates as a fund of funds.

**Dimensional Fund Advisors LP (the “Advisor”) has agreed to waive certain fees and in certain instances, assume certain expenses of the Global Core Plus Fixed Income Portfolio. The Fee Waiver and Expense Assumption Agreement for the Global Core Plus Fixed Income Portfolio will remain in effect through February 28, 2020, and may only be terminated by the Fund’s Board of Directors prior to that date. Under certain circumstances, the Advisor retains the right to seek reimbursement for any fees previously waived and/or expenses previously assumed up to thirty-six months after such fee waiver and/or expense assumption.

EXAMPLE

This Example is meant to help you compare the cost of investing in the Global Core Plus Fixed Income Portfolio with the cost of investing in other mutual funds. The Example assumes that you invest \$10,000 in the Portfolio for the time periods indicated. The Example also assumes that your investment has a 5% return each year and that the Portfolio’s operating expenses remain the same. The costs for the Global Core Plus Fixed Income Portfolio reflect the net expenses of the Portfolio that result from the contractual expense waiver in the first year only. Although your actual costs may be higher or lower, based on these assumptions, your costs would be:

1 Year	3 Years	5 Years	10 Years
\$31	\$99	\$173	\$392

PORTFOLIO TURNOVER

The Global Core Plus Fixed Income Portfolio pays transaction costs, such as commissions, when it buys and sells securities (or “turns over” its portfolio). A higher portfolio turnover may indicate higher transaction costs and may result in higher taxes when Portfolio shares are held in a taxable account. These costs, which are not reflected in Annual Fund Operating Expenses or in the Example, affect the Global Core Plus Fixed Income Portfolio’s performance. During the period January 11, 2018 (commencement of operations) to October 31, 2018, the Global Core Plus Fixed Income Portfolio’s portfolio turnover rate was 68% of the average value of its investment portfolio.

Principal Investment Strategies

The Global Core Plus Fixed Income Portfolio seeks to achieve its investment objective by investing in a universe of U.S. and foreign fixed income securities. The Portfolio may invest in obligations issued or guaranteed by the U.S. and foreign governments, their agencies and instrumentalities, including mortgage-backed securities, corporate debt obligations, bank obligations, commercial paper, repurchase agreements, obligations of other domestic and foreign issuers, securities of domestic or foreign issuers denominated in U.S. dollars but not trading in the United States, and obligations of supranational organizations. At the present time, the Advisor expects that most of the Portfolio's investments will be made in the obligations of issuers that are in developed countries. However, in the future, the Advisor anticipates investing in issuers located in other countries as well. Under normal circumstances, the Portfolio invests at least 40% of its net assets in non-U.S. fixed income securities (unless market conditions are not deemed favorable by the Advisor, in which case the Portfolio would invest at least 30% of its net assets in non-U.S. fixed income securities).

The Global Core Plus Fixed Income Portfolio may invest in fixed income securities considered investment grade at the time of purchase (e.g., rated BBB- or above by S&P Global Ratings ("S&P") or Fitch Ratings Ltd. ("Fitch") or Baa3 or above by Moody's Investor's Service, Inc. ("Moody's")) and in lower-rated (i.e., below investment grade, also known as "junk" bonds) fixed income securities. The Portfolio may invest with an emphasis on fixed income securities rated in the lower half of the investment grade spectrum (e.g., rated BBB- to A+ by S&P or Fitch or Baa3 to A1 by Moody's). In addition, the Portfolio may invest in fixed income securities rated below investment grade. The Portfolio may not emphasize investments in lower-rated debt securities, however, when the Advisor believes the expected credit premium is relatively low.

The Portfolio primarily invests in securities that mature within fifteen years from the date of settlement. Under normal circumstances, the Portfolio will generally maintain a weighted average duration of no more than one half year greater than, and no less than one year below, the weighted average duration of the Portfolio's benchmark, the Bloomberg Barclays Global Aggregate Bond Index (hedged to USD), which was approximately 6.96 years as of December 31, 2018. From time to time, the Portfolio may deviate from this duration range when the Advisor determines it to be appropriate under the circumstances. Duration is a measure of the sensitivity of a security's price to changes in interest rates. The longer a security's duration, the more sensitive it will be to changes in interest rates. The Portfolio is authorized to invest more than 25% of its total assets in U.S. Treasury bonds, bills and notes, and obligations of federal agencies and instrumentalities.

Under normal market conditions, the Global Core Plus Fixed Income Portfolio intends to invest its assets to gain exposure to issuers of at least three different countries, one of which may be the United States. An issuer may be considered to be of a country if it is organized under the laws of, maintains its principal place of business in, has at least 50% of its assets or derives at least 50% of its operating income in, or is a government, government agency, instrumentality or central bank of, that country. As a non-fundamental policy, under normal circumstances, the Portfolio will invest at least 80% of its net assets in fixed income securities.

The Global Core Plus Fixed Income Portfolio will be managed with a view to capturing expected credit premiums and expected term premiums. The term "expected credit premium" means the expected incremental return on investment for holding obligations considered to have greater credit risk than direct obligations of the U.S. Treasury, and "expected term premium" means the expected relative return on investment for holding securities having longer-term maturities as compared to shorter-term maturities. In managing the Portfolio, the Advisor will increase or decrease investment exposure to intermediate-term securities depending on the expected term premium and also increase or decrease investment exposure to lower-rated debt securities depending on the expected credit premium.

Because many of the Global Core Plus Fixed Income Portfolio's investments may be denominated in foreign currencies, the Portfolio may enter into foreign currency forward contracts to attempt to protect against uncertainty in the level of future foreign currency rates, to hedge against fluctuations in currency exchange rates or to transfer balances from one currency to another. In regard to currency hedging, it is generally not possible to precisely match the foreign currency exposure of such foreign currency forward contracts to the value of the securities involved due to fluctuations in the market values of such securities and cash flows into and out of the

Portfolio between the date a foreign currency forward contract is entered into and the date on which it expires. The Portfolio also may enter into credit default swaps on issuers or indices to buy or sell credit protection to hedge its credit exposure; gain market or issuer exposure without owning the underlying securities; or increase the Portfolio's total return. The Portfolio may purchase or sell futures contracts and options on futures contracts, to hedge its interest rate or currency exposure or for non-hedging purposes, such as a substitute for direct investment or to adjust market exposure, including adjustments based on actual or expected cash inflows to or outflows from the Portfolio. The Portfolio may use derivatives to establish short positions for individual securities, markets, or currencies, in order to adjust the Portfolio's duration or to replace more traditional direct investments.

The Global Core Plus Fixed Income Portfolio may lend its portfolio securities to generate additional income.

Principal Risks

Because the value of your investment in the Global Core Plus Fixed Income Portfolio will fluctuate, there is the risk that you will lose money. An investment in the Portfolio is not a deposit of a bank and is not insured or guaranteed by the Federal Deposit Insurance Corporation or any other government agency. The following is a description of principal risks of investing in the Portfolio.

Market Risk: Even a long-term investment approach cannot guarantee a profit. Economic, political, and issuer-specific events will cause the value of securities, and the Global Core Plus Fixed Income Portfolio that owns them, to rise or fall.

Foreign Securities and Currencies Risk: Foreign securities prices may decline or fluctuate because of: (a) economic or political actions of foreign governments, and/or (b) less regulated or liquid securities markets. Investors holding these securities may also be exposed to foreign currency risk (the possibility that foreign currency will fluctuate in value against the U.S. dollar or that a foreign government will convert, or be forced to convert, its currency to another currency, changing its value against the U.S. dollar). The Portfolio hedges foreign currency risk.

Foreign Government Debt Risk: The risk that: (a) the governmental entity that controls the repayment of government debt may not be willing or able to repay the principal and/or to pay the interest when it becomes due, due to factors such as political considerations, the relative size of the governmental entity's debt position in relation to the economy, cash flow problems, insufficient foreign currency reserves, the failure to put in place economic reforms required by the International Monetary Fund or other multilateral agencies, and/or other national economic factors; (b) governments may default on their debt securities, which may require holders of such securities to participate in debt rescheduling; and (c) there is no legal or bankruptcy process by which defaulted government debt may be collected in whole or in part.

Interest Rate Risk: Fixed income securities are subject to interest rate risk because the prices of fixed income securities tend to move in the opposite direction of interest rates. When interest rates rise, fixed income security prices fall. When interest rates fall, fixed income security prices rise. In general, fixed income securities with longer maturities are more sensitive to changes in interest rates.

Credit Risk: Credit risk is the risk that the issuer of a security may be unable to make interest payments and/or repay principal when due. A downgrade to an issuer's credit rating or a perceived change in an issuer's financial strength may affect a security's value, and thus, impact the Portfolio's performance. Government agency obligations have different levels of credit support and, therefore, different degrees of credit risk. Securities issued by agencies and instrumentalities of the U.S. government that are supported by the full faith and credit of the United States, such as the Federal Housing Administration and Ginnie Mae, present little credit risk. Other securities issued by agencies and instrumentalities sponsored by the U.S. government, that are supported only by the issuer's right to borrow from the U.S. Treasury, subject to certain limitations, and securities issued by agencies and instrumentalities sponsored by the U.S. government that are sponsored by the credit of the issuing agencies, such as Freddie Mac and Fannie Mae, are subject to a greater degree of credit risk. U.S. government agency securities issued or guaranteed by the credit of the agency may still involve a risk of nonpayment of principal

and/or interest. Credit risk is greater for fixed income securities with ratings below investment grade (e.g., BB+ or below by S&P or Ba1 or below by Moody's).

High Yield Risk: Securities rated below investment grade may be subject to greater interest rate, credit, and liquidity risks than investment grade securities. Fixed income securities that are below investment grade involve high credit risk and are considered speculative. Below investment grade fixed income securities may also fluctuate in value more than higher quality fixed income securities and, during periods of market volatility, may be more difficult to sell at the time and price the Portfolio desires.

Income Risk: Income risk is the risk that falling interest rates will cause the Global Core Plus Fixed Income Portfolio's income to decline because, among other reasons, the proceeds from maturing short-term securities in its portfolio may be reinvested in lower-yielding securities.

Derivatives Risk: Derivatives are instruments, such as futures, and options thereon, and foreign currency forward contracts, whose value is derived from that of other assets, rates or indices. Derivatives can be used for hedging (attempting to reduce risk by offsetting one investment position with another) or non-hedging purposes. Hedging with derivatives may increase expenses, and there is no guarantee that a hedging strategy will work. While hedging can reduce or eliminate losses, it can also reduce or eliminate gains or cause losses if the market moves in a manner different from that anticipated by the Portfolio or if the cost of the derivative outweighs the benefit of the hedge. The use of derivatives for non-hedging purposes may be considered to carry more risk than other types of investments. When the Portfolio uses derivatives, the Portfolio will be directly exposed to the risks of those derivatives. Derivative instruments are subject to a number of risks including counterparty, liquidity, interest rate, market, credit and management risks, as well as the risk of improper valuation. Changes in the value of a derivative may not correlate perfectly with the underlying asset, rate or index, and the Portfolio could lose more than the principal amount invested. Additional risks are associated with the use of credit default swaps including counterparty and credit risk (the risk that the other party to a swap agreement will not fulfill its contractual obligations, whether because of bankruptcy or other default) and liquidity risk (the possible lack of a secondary market for the swap agreement). Credit risk increases when the Portfolio is the seller of credit default swaps and counterparty risk increases when the Portfolio is a buyer of credit default swaps. In addition, where the Portfolio is the seller of credit default swaps, it may be required to liquidate portfolio securities at inopportune times in order to meet payment obligations or segregation requirements. Credit default swaps may be illiquid or difficult to value.

Liquidity Risk: Liquidity risk exists when particular portfolio investments are difficult to purchase or sell. To the extent that the Global Core Plus Fixed Income Portfolio holds illiquid investments, the Portfolio's performance may be reduced due to an inability to sell the investments at opportune prices or times. Liquid portfolio investments may become illiquid or less liquid after purchase by the Portfolio due to low trading volume, adverse investor perceptions and/or other market developments. Liquidity risk includes the risk that the Portfolio will experience significant net redemptions at a time when it cannot find willing buyers for its portfolio securities or can only sell its portfolio securities at a material loss. Liquidity risk can be more pronounced in periods of market turmoil.

Securities Lending Risk: Securities lending involves the risk that the borrower may fail to return the securities in a timely manner or at all. As a result, the Global Core Plus Fixed Income Portfolio may lose money and there may be a delay in recovering the loaned securities. The Portfolio could also lose money if it does not recover the securities and/or the value of the collateral falls, including the value of investments made with cash collateral. Securities lending also may have certain adverse tax consequences.

Cyber Security Risk: The Portfolio's and its service providers' use of internet, technology and information systems may expose the Portfolio to potential risks linked to cyber security breaches of those technological or information systems. Cyber security breaches, amongst other things, could allow an unauthorized party to gain access to proprietary information, customer data, or fund assets, or cause the Portfolio and/or its service providers to suffer data corruption or lose operational functionality.

Performance

Performance information is not available for the Global Core Plus Fixed Income Portfolio because it has not yet completed a full calendar year of operations. Updated performance information for the Portfolio can be obtained in the future by visiting <http://us.dimensional.com>.

Investment Advisor/Portfolio Management

Dimensional Fund Advisors LP serves as the investment advisor for the Global Core Plus Fixed Income Portfolio. Dimensional Fund Advisors Ltd. and DFA Australia Limited serve as the sub-advisors for the Portfolio. The following individuals are responsible for coordinating the day-to-day management of the Portfolio:

- **David A. Plecha**, Senior Portfolio Manager and Vice President of the Advisor, has been a portfolio manager of the Portfolio since inception (2018).
- **Joseph F. Kolerich**, Senior Portfolio Manager and Vice President of the Advisor, has been a portfolio manager of the Portfolio since inception (2018).
- **Lovell D. Shao**, Portfolio Manager and Vice President of the Advisor, has been a portfolio manager of the Portfolio since 2019.

Purchase and Redemption of Fund Shares

Investors may purchase or redeem shares of the Global Core Plus Fixed Income Portfolio on each day that the NYSE is scheduled to be open for business by first contacting the Portfolio's transfer agent at (888) 576-1167. Shareholders that invest in the Portfolio through a financial intermediary should contact their financial intermediary regarding purchase and redemption procedures. The Portfolio generally is available for investment only by institutional clients, clients of registered investment advisors, clients of financial institutions and a limited number of certain other investors as approved from time to time by the Advisor. All investments are subject to approval of the Advisor.

Tax Information

The dividends and distributions you receive from the Global Core Plus Fixed Income Portfolio are taxable and generally will be taxed as ordinary income, capital gains, or some combination of both, unless you are investing through a tax-advantaged arrangement, such as a 401(k) plan or an individual retirement account, in which case distributions may be taxed as ordinary income when withdrawn from the plan or account.

Payments to Financial Intermediaries

If you purchase the Global Core Plus Fixed Income Portfolio through a broker-dealer or other financial intermediary (such as a bank), the Portfolio and its related companies may pay the intermediary for the sale of the Portfolio shares and/or related services. These payments may create a conflict of interest by influencing the financial intermediary to recommend the Portfolio over another investment. Ask your financial advisor or visit your financial intermediary's website for more information.

DFA Investment Grade Portfolio

Investment Objective

The investment objective of the DFA Investment Grade Portfolio (the "Investment Grade Portfolio") is to seek to maximize total returns from the universe of eligible investments. Total return is comprised of income and capital appreciation.

Fees and Expenses of the Portfolio

This table describes the fees and expenses you may pay if you buy and hold shares of the Investment Grade Portfolio.

Shareholder Fees (fees paid directly from your investment): None

Annual Fund Operating Expenses (expenses that you pay each year as a percentage of the value of your investment)

Management Fee	0.20%
Other Expenses	0.02%
Total Annual Fund Operating Expenses	0.22%

EXAMPLE

This Example is meant to help you compare the cost of investing in the Investment Grade Portfolio with the cost of investing in other mutual funds. The Example assumes that you invest \$10,000 in the Portfolio for the time periods indicated. The Example also assumes that your investment has a 5% return each year and that the Portfolio's operating expenses remain the same. Although your actual costs may be higher or lower, based on these assumptions, your costs would be:

1 Year	3 Years	5 Years	10 Years
\$23	\$71	\$124	\$280

PORTFOLIO TURNOVER

The Investment Grade Portfolio pays transaction costs, such as commissions, when it buys and sells securities (or "turns over" its portfolio). A higher portfolio turnover may indicate higher transaction costs and may result in higher taxes when Portfolio shares are held in a taxable account. These costs, which are not reflected in Annual Fund Operating Expenses or in the Example, affect the Investment Grade Portfolio's performance. During the most recent fiscal year, the Investment Grade Portfolio's portfolio turnover rate was 15% of the average value of its investment portfolio.

Principal Investment Strategies

The Investment Grade Portfolio seeks to achieve its investment objective through exposure to a broad portfolio of investment grade debt securities of U.S. and non-U.S. corporate and government issuers. At the present time, Dimensional Fund Advisors LP (the "Advisor") expects that most investments will be made in the obligations of issuers that are located in developed countries. However, in the future, the Advisor anticipates investing in issuers located in other countries as well. As a non-fundamental policy, under normal circumstances, at least 80% of the Investment Grade Portfolio's net assets will be invested in fixed income securities considered to be investment grade quality.

The Investment Grade Portfolio will be managed with a view to capturing expected credit premiums and expected term premiums. The term “expected credit premium” means the expected incremental return on investment for holding obligations considered to have greater credit risk than direct obligations of the U.S. Treasury, and “expected term premium” means the expected relative return on investment for holding securities having longer-term maturities as compared to shorter-term maturities. In managing the Investment Grade Portfolio, the Advisor will increase or decrease investment exposure to intermediate-term securities depending on the expected term premium and also increase or decrease investment exposure to non-government securities depending on the expected credit premium.

The Investment Grade Portfolio invests in U.S. and foreign corporate debt securities with an investment grade credit rating. In addition, the Portfolio may invest in obligations issued or guaranteed by the U.S. and foreign governments, their agencies and instrumentalities, bank obligations, commercial paper, repurchase agreements, obligations of other domestic and foreign issuers having investment grade ratings, securities of domestic or foreign issuers denominated in U.S. dollars but not trading in the United States, and obligations of supranational organizations. The Investment Grade Portfolio may invest with an emphasis on debt securities rated in the lower half of the investment grade spectrum (e.g., rated BBB- to A+ by S&P Global Ratings (“S&P”) or Fitch Ratings Ltd. (“Fitch”) or Baa3 to A1 by Moody’s Investor’s Service, Inc. (“Moody’s”). The Investment Grade Portfolio will not emphasize investments in the lower half of the investment grade spectrum, however, when the Advisor believes the expected credit premium is relatively low. The Investment Grade Portfolio will also invest in higher-rated debt securities. In addition, the Portfolio is authorized to invest more than 25% of its total assets in U.S. Treasury bonds, bills and notes, and obligations of federal agencies and instrumentalities.

The Portfolio primarily invests in securities that mature within fifteen years from the date of settlement. Under normal circumstances, the Portfolio will generally maintain a weighted average duration of no more than one quarter year greater than, and no less than one year below, the weighted average duration of the Portfolio’s benchmark, the Bloomberg Barclays U.S. Aggregate Bond Index, which was approximately 5.87 years as of December 31, 2018. From time to time, the Portfolio may deviate from this duration range when the Advisor determines it to be appropriate under the circumstances. Duration is a measure of the sensitivity of a security’s price to changes in interest rates. The longer a security’s duration, the more sensitive it will be to changes in interest rates.

The Investment Grade Portfolio’s investments may include foreign securities denominated in foreign currencies. The Investment Grade Portfolio intends to hedge foreign currency exposure to attempt to protect against uncertainty in the level of future foreign currency rates. The Investment Grade Portfolio may enter into foreign currency forward contracts to hedge against fluctuations in currency exchange rates or to transfer balances from one currency to another. In regard to currency hedging, it is generally not possible to precisely match the foreign currency exposure of such foreign currency forward contracts to the value of the securities involved due to fluctuations in the market values of such securities and cash flows into and out of the Portfolio between the date a foreign currency forward contract is entered into and the date it expires. The Investment Grade Portfolio also may enter into credit default swaps on issuers or indices to buy or sell credit protection to hedge its credit exposure; gain market or issuer exposure without owning the underlying securities; or increase the Portfolio’s total return. The Investment Grade Portfolio also may purchase to sell futures contracts and options on futures contracts, to hedge its interest rate or currency exposure or for non-hedging purposes, such as a substitute for direct investment or to adjust market exposure based on actual or expected cash inflows to or outflows from the Portfolio. The Portfolio does not intend to sell futures contracts to establish short positions in individual securities or to use derivatives for purposes of speculation or leveraging investment returns.

The Investment Grade Portfolio may lend its portfolio securities to generate additional income.

Principal Risks

Because the value of your investment in the Portfolio will fluctuate, there is the risk that you will lose money. An investment in the Portfolio is not a deposit of a bank and is not insured or guaranteed by the Federal Deposit Insurance Corporation or any other government agency. The following is a description of principal risks of investing in the Portfolio.

Market Risk: Even a long-term investment approach cannot guarantee a profit. Economic, political, and issuer-specific events will cause the value of securities, and, the Investment Grade Portfolio that owns them, to rise or fall.

Interest Rate Risk: Fixed income securities are subject to interest rate risk because the prices of fixed income securities tend to move in the opposite direction of interest rates. When interest rates rise, fixed income security prices fall. When interest rates fall, fixed income security prices rise. In general, fixed income securities with longer maturities are more sensitive to changes in interest rates.

Credit Risk: Credit risk is the risk that the issuer of a security may be unable to make interest payments and/or repay principal when due. A downgrade to an issuer's credit rating or a perceived change in an issuer's financial strength may affect a security's value, and thus, impact the Investment Grade Portfolio's performance. Government agency obligations have different levels of credit support and, therefore, different degrees of credit risk. Securities issued by agencies and instrumentalities of the U.S. Government that are supported by the full faith and credit of the United States, such as the Federal Housing Administration and Ginnie Mae, present little credit risk. Other securities issued by agencies and instrumentalities sponsored by the U.S. Government, that are supported only by the issuer's right to borrow from the U.S. Treasury, subject to certain limitations, and securities issued by agencies and instrumentalities sponsored by the U.S. Government that are sponsored by the credit of the issuing agencies, such as Freddie Mac and Fannie Mae, are subject to a greater degree of credit risk. U.S. government agency securities issued or guaranteed by the credit of the agency may still involve a risk of non-payment of principal and/or interest.

Income Risk: Income risk is the risk that falling interest rates will cause the Investment Grade Portfolio's income to decline because, among other reasons, the proceeds from maturing short-term securities in its portfolio may be reinvested in lower-yielding securities.

Foreign Securities and Currencies Risk: Foreign securities prices may decline or fluctuate because of: (a) economic or political actions of foreign governments, and/or (b) less regulated or liquid securities markets. Investors holding these securities may also be exposed to foreign currency risk (the possibility that foreign currency will fluctuate in value against the U.S. dollar or that a foreign government will convert, or be forced to convert, its currency to another currency, changing its value against the U.S. dollar).

Foreign Government Debt Risk: The risk that: (a) the governmental entity that controls the repayment of government debt may not be willing or able to repay the principal and/or to pay the interest when it becomes due, due to factors such as political considerations, the relative size of the governmental entity's debt position in relation to the economy, cash flow problems, insufficient foreign currency reserves, the failure to put in place economic reforms required by the International Monetary Fund or other multilateral agencies, and/or other national economic factors; (b) governments may default on their debt securities, which may require holders of such securities to participate in debt rescheduling; and (c) there is no legal or bankruptcy process by which defaulted government debt may be collected in whole or in part.

Derivatives Risk: Derivatives are instruments, such as futures, and options thereon, and foreign currency forward contracts, whose value is derived from that of other assets, rates or indices. Derivatives can be used for hedging (attempting to reduce risk by offsetting one investment position with another) or non-hedging purposes. Hedging with derivatives may increase expenses, and there is no guarantee that a hedging strategy will work. While hedging can reduce or eliminate losses, it can also reduce or eliminate gains or cause losses if the market moves in a manner different from that anticipated by the Portfolio or if the cost of the derivative outweighs the benefit of the hedge. The use of derivatives for non-hedging purposes may be considered to carry more risk than other types of investments. When the Investment Grade Portfolio uses derivatives, the Portfolio will be directly exposed to the risks of those derivatives. Derivative instruments are subject to a number of risks including counterparty, liquidity, interest rate, market, credit and management risks, as well as the risk of improper valuation. Changes in the value of a derivative may not correlate perfectly with the underlying asset, rate or index, and the Investment Grade Portfolio could lose more than the principal amount invested. Additional risks are associated with the use of credit default swaps including counterparty and credit risk (the risk that the other party to a swap agreement will not fulfill its contractual obligations, whether because of bankruptcy or other default) and liquidity risk (the possible lack of a secondary market for the swap agreement).

Liquidity Risk: Liquidity risk exists when particular portfolio investments are difficult to purchase or sell. To the extent that the Investment Grade Portfolio holds illiquid investments, the Investment Grade Portfolio's

performance may be reduced due to an inability to sell the investments at opportune prices or times. Liquid portfolio investments may become illiquid or less liquid after purchase by the Investment Grade Portfolio due to low trading volume, adverse investor perceptions and/or other market developments. Liquidity risk includes the risk that the Investment Grade Portfolio will experience significant net redemptions at a time when it cannot find willing buyers for its portfolio securities or can only sell its portfolio securities at a material loss. Liquidity risk can be more pronounced in periods of market turmoil.

Securities Lending Risk: Securities lending involves the risk that the borrower may fail to return the securities in a timely manner or at all. As a result, the Investment Grade Portfolio may lose money and there may be a delay in recovering the loaned securities. The Investment Grade Portfolio could also lose money if it does not recover the securities and/or the value of the collateral falls, including the value of investments made with cash collateral. Securities lending also may have certain adverse tax consequences.

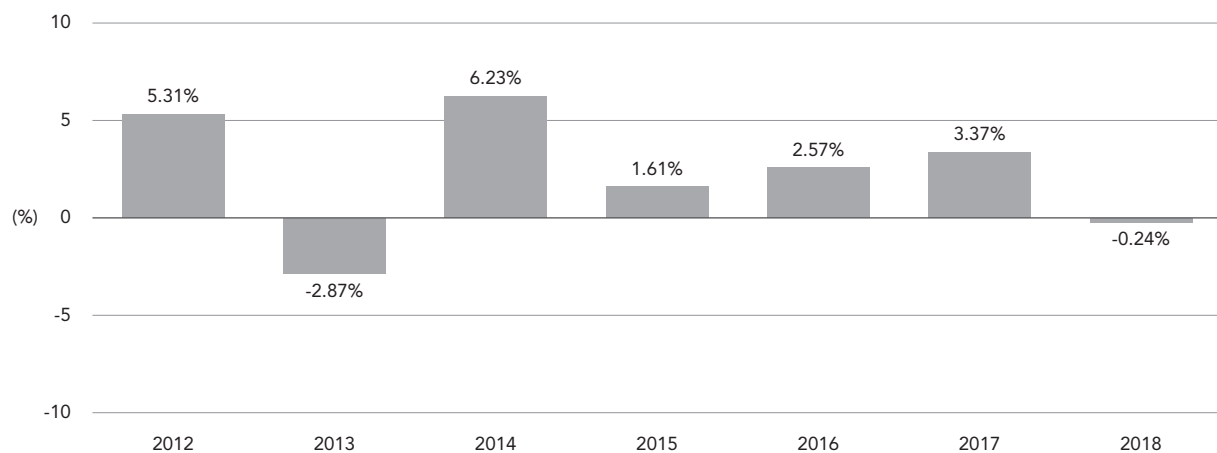
Cyber Security Risk: The Investment Grade Portfolio’s and its service providers’ use of internet, technology and information systems may expose the Portfolio to potential risks linked to cyber security breaches of those technological or information systems. Cyber security breaches, amongst other things, could allow an unauthorized party to gain access to proprietary information, customer data, or fund assets, or cause the Portfolio and/or its service providers to suffer data corruption or lose operational functionality.

Performance

The bar chart and table immediately following illustrate the variability of the Investment Grade Portfolio’s returns and are meant to provide some indication of the risks of investing in the Portfolio. The bar chart shows the changes in the Portfolio’s performance from year to year. The table illustrates how annualized one year, five year and since inception returns, both before and after taxes, compare with those of a broad measure of market performance. The Portfolio’s past performance (before and after taxes) is not an indication of future results. Updated performance information for the Portfolio can be obtained by visiting <http://us.dimensional.com>.

The after-tax returns presented in the table for the Investment Grade Portfolio are calculated using the historical highest individual federal marginal income tax rates and do not reflect the impact of state and local taxes. Actual after-tax returns depend on an investor’s tax situation and may differ from those shown in the table. In addition, the after-tax returns shown are not relevant to investors who hold shares of the Portfolio through tax-advantaged arrangements, such as 401(k) plans or individual retirement accounts.

DFA Investment Grade Portfolio Institutional Class Shares—Total Returns



January 2012-December 2018

Highest Quarter
3.36% (1/16-3/16)

Lowest Quarter
-3.32% (10/16-12/16)

Annualized Returns (%)

Periods ending December 31, 2018

	1 Year	5 Years	Since 3/7/11 Inception
DFA Investment Grade Portfolio			
Return Before Taxes	-0.24%	2.68%	3.05%
Return After Taxes on Distributions	-1.32%	1.67%	2.06%
Return After Taxes on Distributions and Sale of Portfolio Shares	-0.15%	1.61%	1.93%
Bloomberg Barclays U.S. Aggregate Bond Index			
(reflects no deduction for fees, expenses, or taxes on sales)	0.01%	2.52%	2.84%

Investment Advisor/Portfolio Management

Dimensional Fund Advisors LP serves as the investment advisor for the Investment Grade Portfolio. Dimensional Fund Advisors Ltd. and DFA Australia Limited serve as the sub-advisors for the Investment Grade Portfolio. The following individuals are responsible for coordinating the day-to-day management of the Portfolio:

- **David A. Plecha**, Senior Portfolio Manager and Vice President of the Advisor, has been a portfolio manager of the Portfolio since inception (2011).
- **Joseph F. Kolerich**, Senior Portfolio Manager and Vice President of the Advisor, has been a portfolio manager of the Portfolio since 2012.
- **Lovell D. Shao**, Portfolio Manager and Vice President of the Advisor, has been a portfolio manager of the Portfolio since 2019.

Purchase and Redemption of Fund Shares

Investors may purchase or redeem shares of the Investment Grade Portfolio on each day that the NYSE is scheduled to be open for business by first contacting the Portfolio's transfer agent at (888) 576-1167. Shareholders that invest in the Portfolio through a financial intermediary should contact their financial intermediary regarding purchase and redemption procedures. The Portfolio generally is available for investment only by institutional clients, clients of registered investment advisors, clients of financial institutions and a limited number of certain other investors as approved from time to time by the Advisor. All investments are subject to approval of the Advisor.

Tax Information

The dividends and distributions you receive from the Investment Grade Portfolio are taxable and generally will be taxed as ordinary income, capital gains, or some combination of both, unless you are investing through a tax-advantaged arrangement, such as a 401(k) plan or an individual retirement account, in which case distributions may be taxed as ordinary income when withdrawn from the plan or account.

Payments to Financial Intermediaries

If you purchase the Portfolio through a broker-dealer or other financial intermediary (such as a bank), the Portfolio and its related companies may pay the intermediary for the sale of the Portfolio shares and/or related services. These payments may create a conflict of interest by influencing the financial intermediary to recommend the Portfolio over another investment. Ask your financial advisor or visit your financial intermediary's website for more information.

DFA Diversified Fixed Income Portfolio

Investment Objective

The investment objective of the DFA Diversified Fixed Income Portfolio (the "Diversified Fixed Income Portfolio" or the "Portfolio") is to provide a market rate of return for a fixed income portfolio with low relative volatility of returns.

Fees and Expenses of the Portfolio

This table describes the fees and expenses you may pay if you buy and hold shares of the Diversified Fixed Income Portfolio.

Shareholder Fees (fees paid directly from your investment): None

Annual Fund Operating Expenses (expenses that you pay each year as a percentage of the value of your investment)

Management Fee	0.12%
Other Expenses	0.03%
Acquired Fund Fees and Expenses	0.11%
Total Annual Fund Operating Expenses	0.26%
Fee Waiver and/or Expense Reimbursement*	0.11%
Total Annual Fund Operating Expenses After Fee Waiver and/or Expense Reimbursement	0.15%

* Dimensional Fund Advisors LP (the "Advisor") has agreed to waive certain fees and in certain instances, assume certain expenses of the Diversified Fixed Income Portfolio. The Fee Waiver and Expense Assumption Agreement for the Diversified Fixed Income Portfolio will remain in effect through February 28, 2020, and may only be terminated by the Fund's Board of Directors prior to that date. Under certain circumstances, the Advisor retains the right to seek reimbursement for any fees previously waived and/or expenses previously assumed up to thirty-six months after such fee waiver and/or expense assumption.

EXAMPLE

This Example is meant to help you compare the cost of investing in the Diversified Fixed Income Portfolio with the cost of investing in other mutual funds. The Example assumes that you invest \$10,000 in the Portfolio for the time periods indicated. The Example also assumes that your investment has a 5% return each year and that the Portfolio's operating expenses remain the same. The costs for the Diversified Fixed Income Portfolio reflect the net expenses of the Portfolio that result from the contractual expense waiver in the first year only. Although your actual costs may be higher or lower, based on these assumptions, your costs would be:

1 Year	3 Years	5 Years	10 Years
\$15	\$73	\$135	\$320

PORTFOLIO TURNOVER

A mutual fund generally pays transaction costs, such as commissions, when it buys and sells securities (or "turns over" its portfolio). A higher portfolio turnover may indicate higher transaction costs and may result in higher taxes when Portfolio shares are held in a taxable account. The Diversified Fixed Income Portfolio does not pay transactions costs when buying and selling shares of other mutual funds managed by the Advisor (the "Underlying Funds"); however, the Underlying Funds pay transaction costs when buying and selling securities for their portfolio and the Diversified Fixed Income Portfolio pays transaction costs when buying and selling securities directly. These costs, which are not reflected in Annual Fund Operating Expenses or in the Example,

affect the Diversified Fixed Income Portfolio's performance. During the most recent fiscal year, the Diversified Fixed Income Portfolio's portfolio turnover rate was 3% of the average value of its direct investments portfolio.

Principal Investment Strategies

The investment objective of the Diversified Fixed Income Portfolio is to provide a market rate of return for a fixed income portfolio with low relative volatility of returns. The Portfolio seeks its investment objective by investing directly or through Underlying Funds in a universe of U.S. and foreign debt securities, including inflation-protected securities. The Portfolio and/or its Underlying Funds invest in obligations issued or guaranteed by the U.S. and foreign governments, their agencies and instrumentalities, corporate debt obligations, bank obligations, commercial paper, repurchase agreements, obligations of other domestic and foreign issuers, securities of domestic or foreign issuers denominated in U.S. dollars but not trading in the United States, and obligations of supranational organizations. The inflation-protected securities in which the Portfolio and/or its Underlying Funds invest may include Treasury Inflation-Protected Securities. As of the date of this Prospectus, the Portfolio invests a portion of its assets in the DFA Two-Year Global Fixed Income Portfolio and DFA Intermediate Government Fixed Income Portfolio and/or other Underlying Funds, but the Portfolio also invests a substantial portion of its assets directly.

Depending on the credit and term spreads in the current yield curves, the Diversified Fixed Income Portfolio will adjust its investment allocations to credit and maturity, within the eligible universe of investments held directly or through Underlying Funds. The fixed income securities in which the Portfolio invests will be considered investment grade at the time of purchase. Generally, the Portfolio will purchase debt securities that mature within twenty years from the date of settlement. The Portfolio will ordinarily have an average weighted maturity, based on market values, between two and seven years.

As a non-fundamental policy, under normal circumstances, the Diversified Fixed Income Portfolio will invest directly, or indirectly through its investment in the Underlying Funds, at least 80% of its net assets in fixed income securities. In addition, the Portfolio and each Underlying Fund are authorized to invest more than 25% of its total assets in U.S. Treasury bonds, bills and notes, and obligations of federal agencies and instrumentalities.

Because many of the Diversified Fixed Income Portfolio's and certain Underlying Funds' investments may be denominated in foreign currencies, the Portfolio and such Underlying Funds may also enter into foreign currency forward contracts to attempt to protect against uncertainty in the level of future foreign currency rates, to hedge against fluctuations in currency exchange rates or to transfer balances from one currency to another. In regard to currency hedging, it is generally not possible to precisely match the foreign currency exposure of such foreign currency forward contracts to the value of the securities involved due to fluctuations in the market values of such securities and cash flows into and out of the Portfolio or Underlying Fund between the date a foreign currency forward contract is entered into and the date it expires. The Portfolio and certain Underlying Funds may also purchase or sell futures contracts and options on futures contracts for securities and indices, to hedge their currency exposure or to adjust market exposure based on actual or expected cash inflows to or outflows from the Portfolio or Underlying Fund. The Portfolio does not intend to sell futures contracts to establish short positions in individual securities or to use derivatives for purposes of speculation or leveraging investment returns.

The Diversified Fixed Income Portfolio and the Underlying Funds may lend their portfolio securities to generate additional income.

Principal Risks

Because the value of your investment in the Portfolio will fluctuate, there is the risk that you will lose money. An investment in the Portfolio is not a deposit of a bank and is not insured or guaranteed by the Federal Deposit Insurance Corporation or any other government agency. The following is a description of principal risks of investing in the Portfolio.

Fund of Funds Risk: The investment performance of the Diversified Fixed Income Portfolio is affected by the investment performance of the Underlying Funds in which the Portfolio invests. The ability of the Portfolio to achieve its investment objective depends on the ability of the Underlying Funds to meet their investment objectives and on the Advisor's decisions regarding the allocation of the Portfolio's assets among Underlying Funds. There can be no assurance that the investment objective of the Portfolio or any Underlying Fund will be achieved. Through its investments in the Underlying Funds, the Portfolio is subject to the risks of the Underlying Funds' investments. When the Portfolio invests in Underlying Funds, investors are exposed to a proportionate share of the expenses of those Underlying Funds in addition to the expenses of the Portfolio. The risks of the Diversified Fixed Income Portfolio's and Underlying Funds' investments are described below.

Market Risk: Even a long-term investment approach cannot guarantee a profit. Economic, political, and issuer specific events will cause the value of securities, and the Portfolio that owns them, to rise or fall.

Foreign Securities and Currencies Risk: Foreign securities prices may decline or fluctuate because of: (a) economic or political actions of foreign governments, and/or (b) less regulated or liquid securities markets. Investors holding these securities may also be exposed to foreign currency risk (the possibility that foreign currency will fluctuate in value against the U.S. dollar or that a foreign government will convert, or be forced to convert, its currency to another currency, changing its value against the U.S. dollar). The Portfolio hedges foreign currency risk.

Foreign Government Debt Risk: The risk that: (a) the governmental entity that controls the repayment of government debt may not be willing or able to repay the principal and/or to pay the interest when it becomes due, due to factors such as political considerations, the relative size of the governmental entity's debt position in relation to the economy, cash flow problems, insufficient foreign currency reserves, the failure to put in place economic reforms required by the International Monetary Fund or other multilateral agencies, and/or other national economic factors; (b) governments may default on their debt securities, which may require holders of such securities to participate in debt rescheduling; and (c) there is no legal or bankruptcy process by which defaulted government debt may be collected in whole or in part.

Interest Rate Risk: Fixed income securities are subject to interest rate risk because the prices of fixed income securities tend to move in the opposite direction of interest rates. When interest rates rise, fixed income security prices fall. When interest rates fall, fixed income security prices rise. In general, fixed income securities with longer maturities are more sensitive to changes in interest rates.

Liquidity Risk: Liquidity risk exists when particular portfolio investments are difficult to purchase or sell. To the extent that the Portfolio holds illiquid investments, the Portfolio's performance may be reduced due to an inability to sell the investments at opportune prices or times. Liquid portfolio investments may become illiquid or less liquid after purchase by the Portfolio due to low trading volume, adverse investor perceptions and/or other market developments. Liquidity risk includes the risk that the Portfolio will experience significant net redemptions at a time when it cannot find willing buyers for its portfolio securities or can only sell its portfolio securities at a material loss. Liquidity risk can be more pronounced in periods of market turmoil.

Inflation-Protected Securities Interest Rate Risk: Inflation-protected securities may react differently from other fixed income securities to changes in interest rates. Because interest rates on inflation-protected securities are adjusted for inflation, the values of these securities are not materially affected by inflation expectations. Therefore, the value of inflation-protected securities are anticipated to change in response to changes in "real" interest rates, which represent nominal (stated) interest rates reduced by the expected impact of inflation. Generally, the value of an inflation-protected security will fall when real interest rates rise and will rise when real interest rates fall.

Inflation-Protected Securities Tax Risk: Any increase in the principal amount of an inflation-protected security may be included for tax purposes in the Portfolio's gross income, even though no cash attributable to such gross income has been received by the Portfolio. In such event, the Portfolio may be required to make annual gross distributions to shareholders that exceed the cash it has otherwise received. In order to pay such distributions, the Portfolio may be required to raise cash by selling its investments. The sale of such investments could result in capital gains to the Portfolio and additional capital gain distributions to shareholders. In addition, adjustments

during the taxable year for deflation to an inflation-indexed bond held by the Portfolio may cause amounts previously distributed to shareholders in the taxable year as income to be characterized as a return of capital.

Risks of Investing for Inflation Protection: Because the interest and/or principal payments on an inflation-protected security are adjusted periodically for changes in inflation, the income distributed by the Portfolio may be irregular. Although the U.S. Treasury guarantees to pay at least the original face value of any inflation-protected securities the Treasury issues, other issuers may not offer the same guarantee. Also, inflation-protected securities, including those issued by the U.S. Treasury, are not protected against deflation. As a result, in a period of deflation, the inflation-protected securities held by the Portfolio may not pay any income and the Portfolio may suffer a loss during such periods. While inflation-protected securities are expected to be protected from long-term inflationary trends, short-term increases in inflation may lead to a decline in the Portfolio's value. If interest rates rise due to reasons other than inflation, the Portfolio's investment in these securities may not be protected to the extent that the increase is not reflected in the securities' inflation measures. In addition, positive adjustments to principal generally will result in taxable income to the Portfolio at the time of such adjustments (which generally would be distributed by the Portfolio as part of its taxable dividends), even though the principal amount is not paid until maturity. The current market value of inflation-protected securities is not guaranteed and will fluctuate.

Credit Risk: Credit risk is the risk that the issuer of a security may be unable to make interest payments and/or repay principal when due. A downgrade to an issuer's credit rating or a perceived change in an issuer's financial strength may affect a security's value, and thus, impact the Portfolio's performance. Government agency obligations have different levels of credit support and, therefore, different degrees of credit risk. Securities issued by agencies and instrumentalities of the U.S. Government that are supported by the full faith and credit of the United States, such as the Federal Housing Administration and Ginnie Mae, present little credit risk. Other securities issued by agencies and instrumentalities sponsored by the U.S. Government, that are supported only by the issuer's right to borrow from the U.S. Treasury, subject to certain limitations, and securities issued by agencies and instrumentalities sponsored by the U.S. Government that are sponsored by the credit of the issuing agencies, such as Freddie Mac and Fannie Mae, are subject to a greater degree of credit risk. U.S. government agency securities issued or guaranteed by the credit of the agency may still involve a risk of non-payment of principal and/or interest.

Income Risk: Income risk is the risk that falling interest rates will cause the Portfolio's income to decline because, among other reasons, the proceeds from maturing short-term securities in its portfolio may be reinvested in lower-yielding securities.

Derivatives Risk: Derivatives are instruments, such as futures, and options thereon, and foreign currency forward contracts, whose value is derived from that of other assets, rates or indices. Derivatives can be used for hedging (attempting to reduce risk by offsetting one investment position with another) or non-hedging purposes. Hedging with derivatives may increase expenses, and there is no guarantee that a hedging strategy will work. While hedging can reduce or eliminate losses, it can also reduce or eliminate gains or cause losses if the market moves in a manner different from that anticipated by the Portfolio or if the cost of the derivative outweighs the benefit of the hedge. The use of derivatives for non-hedging purposes may be considered to carry more risk than other types of investments. When the Portfolio uses derivatives, the Portfolio will be directly exposed to the risks of those derivatives. Derivative instruments are subject to a number of risks including counterparty, liquidity, interest rate, market, credit and management risks, as well as the risk of improper valuation. Changes in the value of a derivative may not correlate perfectly with the underlying asset, rate or index, and the Portfolio could lose more than the principal amount invested.

Securities Lending Risk: Securities lending involves the risk that the borrower may fail to return the securities in a timely manner or at all. As a result, the Diversified Fixed Income Portfolio may lose money and there may be a delay in recovering the loaned securities. The Portfolio could also lose money if it does not recover the securities and/or the value of the collateral falls, including the value of investments made with cash collateral. Securities lending also may have certain adverse tax consequences.

Cyber Security Risk: The Portfolio's and its service providers' use of internet, technology and information systems may expose the Portfolio to potential risks linked to cyber security breaches of those technological or

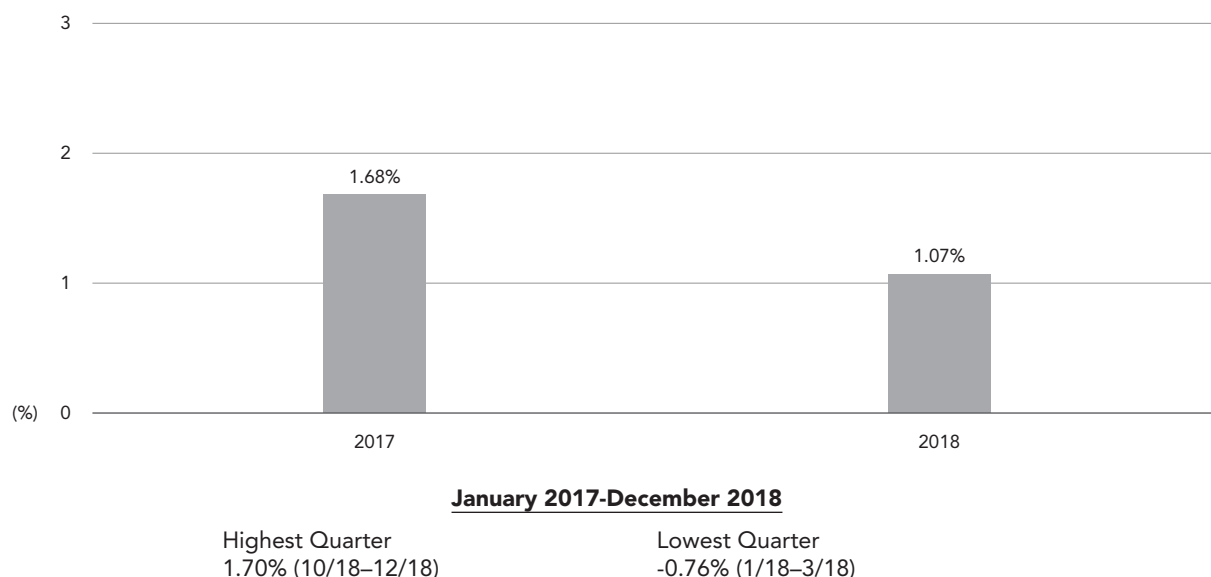
information systems. Cyber security breaches, amongst other things, could allow an unauthorized party to gain access to proprietary information, customer data, or fund assets, or cause the Portfolio and/or its service providers to suffer data corruption or lose operational functionality.

Performance

The bar chart and table immediately following illustrate the variability of the Diversified Fixed Income Portfolio's returns and are meant to provide some indication of the risks of investing in the Portfolio. The bar chart shows the changes in the Diversified Fixed Income Portfolio's performance from year to year. The table illustrates how annualized one year and since inception returns, both before and after taxes, compare with those of a broad measure of market performance. The Diversified Fixed Income Portfolio's past performance (before and after taxes) is not an indication of future results. Updated performance information for the Portfolio can be obtained by visiting <http://us.dimensional.com>.

The after-tax returns presented in the table for the Diversified Fixed Income Portfolio are calculated using the historical highest individual federal marginal income tax rates and do not reflect the impact of state and local taxes. Actual after-tax returns depend on an investor's tax situation and may differ from those shown in the table. In addition, the after-tax returns shown are not relevant to investors who hold shares of the Portfolio through tax-advantaged arrangements, such as 401(k) plans or individual retirement accounts.

DFA Diversified Fixed Income Portfolio Institutional Class Shares—Total Returns



Annualized Returns (%)

Periods ending December 31, 2018

	1 Year	Since 08/10/16 Inception
DFA Diversified Fixed Income Portfolio		
Return Before Taxes	1.07%	0.10%
Return After Taxes on Distributions	0.21%	-0.71%
Return After Taxes on Distributions and Sale of Portfolio Shares	0.63%	-0.28%
Bloomberg Barclays U.S. Intermediate Government Bond Index (reflects no deduction for fees, expenses, or taxes on sales)		
	1.43%	0.08%

Investment Advisor/Portfolio Management

Dimensional Fund Advisors LP serves as the investment advisor for the Diversified Fixed Income Portfolio. Dimensional Fund Advisors Ltd. and DFA Australia Limited serve as the sub-advisors for the Diversified Fixed Income Portfolio. The following individuals are responsible for coordinating the day-to-day management of the Diversified Fixed Income Portfolio:

- **David A. Plecha**, Senior Portfolio Manager and Vice President of the Advisor, has been a portfolio manager of the Portfolio since inception (2016).
- **Joseph F. Kolerich**, Senior Portfolio Manager and Vice President of the Advisor, has been a portfolio manager of the Portfolio since inception (2016).

Purchase and Redemption of Fund Shares

Investors may purchase or redeem shares of the Diversified Fixed Income Portfolio on each day that the NYSE is scheduled to be open for business by first contacting the Portfolio's transfer agent at (888) 576-1167. Shareholders that invest in the Portfolio through a financial intermediary should contact their financial intermediary regarding purchase and redemption procedures. The Portfolio generally is available for investment only by institutional clients, clients of registered investment advisors, clients of financial institutions and a limited number of certain other investors as approved from time to time by the Advisor. All investments are subject to approval of the Advisor.

Tax Information

The dividends and distributions you receive from the Diversified Fixed Income Portfolio are taxable and generally will be taxed as ordinary income, capital gains, or some combination of both, unless you are investing through a tax-advantaged arrangement, such as a 401(k) plan or an individual retirement account, in which case distributions may be taxed as ordinary income when withdrawn from the plan or account.

Payments to Financial Intermediaries

If you purchase the Portfolio through a broker-dealer or other financial intermediary (such as a bank), the Portfolio and its related companies may pay the intermediary for the sale of the Portfolio shares and/or related services. These payments may create a conflict of interest by influencing the financial intermediary to recommend the Portfolio over another investment. Ask your financial advisor or visit your financial intermediary's website for more information.

DFA LTIP Portfolio

Investment Objective

The investment objective of the DFA LTIP Portfolio (the "Portfolio") is to seek to provide total return consistent with inflation protected long-term instruments. Total return is comprised of income and capital appreciation.

Fees and Expenses of the Portfolio

This table describes the fees and expenses you may pay if you buy and hold shares of the DFA LTIP Portfolio.

Shareholder Fees (fees paid directly from your investment): None

Annual Fund Operating Expenses (expenses that you pay each year as a percentage of the value of your investment)

Management Fee	0.10%
Other Expenses	0.04%
Total Annual Fund Operating Expenses	0.14%
Fee Waiver and/or Expense Reimbursement*	(0.01)%
Total Annual Fund Operating Expenses After Fee Waiver and/or Expense Reimbursement	0.15%

* Dimensional Fund Advisors LP (the "Advisor") has agreed to waive certain fees and in certain instances, assume certain expenses of the DFA LTIP Portfolio. The Amended and Restated Fee Waiver and Expense Assumption Agreement for the Portfolio will remain in effect through February 28, 2020, and may only be terminated by the Fund's Board of Directors prior to that date. Under certain circumstances the Advisor retains the right to seek reimbursement for any fees previously waived and/or expenses previously assumed up to thirty-six months after such fee waiver and/or expense assumption.

EXAMPLE

This Example is meant to help you compare the cost of investing in the DFA LTIP Portfolio with the cost of investing in other mutual funds. The Example assumes that you invest \$10,000 in the Portfolio for the time periods indicated. The Example also assumes that your investment has a 5% return each year and that the Portfolio's operating expenses remain the same. The costs for the DFA LTIP Portfolio reflect the net expenses of the Portfolio that result from the expense recoupment in the first year only. Although your actual costs may be higher or lower, based on these assumptions, your costs would be:

1 Year	3 Years	5 Years	10 Years
\$15	\$46	\$80	\$180

PORTFOLIO TURNOVER

The DFA LTIP Portfolio pays transaction costs, such as commissions, when it buys and sells securities (or "turns over" its portfolio). A higher portfolio turnover may indicate higher transaction costs and may result in higher taxes when Portfolio shares are held in a taxable account. These costs, which are not reflected in Annual Fund Operating Expenses or in the Example, affect the DFA LTIP Portfolio's performance. During the most recent fiscal year, the DFA LTIP Portfolio's portfolio turnover rate was 53% of the average value of its investment portfolio.

Principal Investment Strategies

The DFA LTIP Portfolio seeks its investment objective by generally investing in a universe of long-term fixed income securities structured to provide protection against inflation. The DFA LTIP Portfolio may invest in inflation-protected securities issued by the U.S. Government and its agencies and instrumentalities. The DFA LTIP Portfolio also may invest in inflation-protected securities of other investment grade issuers including foreign governments and U.S. and non-U.S. corporations. The fixed income securities in which the DFA LTIP Portfolio invests are considered investment grade at the time of purchase.

Inflation-protected securities (also known as inflation-indexed securities) are securities whose principal and/or interest payments are adjusted for inflation, unlike conventional debt securities that make fixed principal and interest payments. Inflation-protected securities include Treasury Inflation-Protected Securities ("TIPS"), which are securities issued by the U.S. Treasury. The principal value of TIPS is adjusted for inflation (payable at maturity) and the semi-annual interest payments by TIPS equal a fixed percentage of the inflation-adjusted principal amount. These inflation adjustments are based upon the Consumer Price Index for Urban Consumers (CPI-U). The original principal value of TIPS is guaranteed. At maturity, TIPS are redeemed at the greater of their inflation-adjusted principal or par amount at original issue. Other types of inflation-protected securities may use other methods to adjust for inflation and other measures of inflation. In addition, inflation-protected securities issued by entities other than the U.S. Treasury may not provide a guarantee of principal value at maturity.

Generally, the DFA LTIP Portfolio will purchase long-term fixed income securities with maturities greater than ten years from the date of settlement, although it is anticipated that, at times, the DFA LTIP Portfolio will purchase securities with lesser maturities. The DFA LTIP Portfolio ordinarily will have an average weighted maturity, based upon market values, of greater than ten years.

The DFA LTIP Portfolio also may invest in securities issued by the U.S. Government and its agencies and instrumentalities and other investment grade issuers that do not provide inflation protection while attempting to protect for inflation by engaging in swaps, futures or other derivatives to hedge against the inflation risk associated with such securities. The Portfolio may purchase or sell futures contracts and options on futures contracts, to adjust market exposure based on actual or expected cash inflows to or outflows from the Portfolio. The Portfolio does not intend to sell futures contracts to establish short positions in individual securities or to use derivatives for purposes of speculation or leveraging investment returns.

As a non-fundamental policy, under normal circumstances, at least 80% of the DFA LTIP Portfolio's net assets will be invested in fixed income securities.

The DFA LTIP Portfolio is authorized to invest more than 25% of its total assets in Treasury bonds, bills and notes and obligations of U.S. government agencies and instrumentalities. The DFA LTIP Portfolio will not shift the maturity of its investments in anticipation of interest rate movements.

The DFA LTIP Portfolio may lend its portfolio securities to generate additional income.

Principal Risks

Because the value of your investment in the Portfolio will fluctuate, there is the risk that you will lose money. An investment in the Portfolio is not a deposit of a bank and is not insured or guaranteed by the Federal Deposit Insurance Corporation or any other government agency. The following is a description of principal risks of investing in the Portfolio.

Market Risk: Even a long-term investment approach cannot guarantee a profit. Economic, political, and issuer-specific events will cause the value of securities, and the DFA LTIP Portfolio that owns them, to rise or fall.

Interest Rate Risk: Fixed income securities are subject to interest rate risk because the prices of fixed income securities tend to move in the opposite direction of interest rates. When interest rates rise, fixed income security

prices fall. When interest rates fall, fixed income security prices rise. In general, fixed income securities with longer maturities are more sensitive to changes in interest rates.

Inflation-Protected Securities Interest Rate Risk: Inflation-protected securities may react differently from other fixed income securities to changes in interest rates. Because interest rates on inflation-protected securities are adjusted for inflation, the values of these securities are not materially affected by inflation expectations. Therefore, the value of inflation-protected securities are anticipated to change in response to changes in “real” interest rates, which represent nominal (stated) interest rates reduced by the expected impact of inflation. Generally, the value of an inflation-protected security will fall when real interest rates rise and will rise when real interest rates fall.

Inflation-Protected Securities Tax Risk: Any increase in the principal amount of an inflation-protected security may be included for tax purposes in the Portfolio’s gross income, even though no cash attributable to such gross income has been received by the Portfolio. In such event, the Portfolio may be required to make annual gross distributions to shareholders that exceed the cash it has otherwise received. In order to pay such distributions, the Portfolio may be required to raise cash by selling its investments. The sale of such investments could result in capital gains to the Portfolio and additional capital gain distributions to shareholders. In addition, adjustments during the taxable year for deflation to an inflation-indexed bond held by the Portfolio may cause amounts previously distributed to shareholders in the taxable year as income to be characterized as a return of capital.

Credit Risk: Credit risk is the risk that the issuer of a security may be unable to make interest payments and/or repay principal when due. A downgrade to an issuer’s credit rating or a perceived change in an issuer’s financial strength may affect a security’s value, and thus, impact the DFA LTIP Portfolio’s performance. Government agency obligations have different levels of credit support and, therefore, different degrees of credit risk. Securities issued by agencies and instrumentalities of the U.S. Government that are supported by the full faith and credit of the United States, such as the Federal Housing Administration and Ginnie Mae, present little credit risk. Other securities issued by agencies and instrumentalities sponsored by the U.S. Government, that are supported only by the issuer’s right to borrow from the U.S. Treasury, subject to certain limitations, and securities issued by agencies and instrumentalities sponsored by the U.S. Government that are sponsored by the credit of the issuing agencies, such as Freddie Mac and Fannie Mae, are subject to a greater degree of credit risk. U.S. government agency securities issued or guaranteed by the credit of the agency may still involve a risk of non-payment of principal and/or interest.

Risks of Investing for Inflation Protection: Because the interest and/or principal payments on an inflation protected security are adjusted periodically for changes in inflation, the income distributed by the DFA LTIP Portfolio may be irregular. Although the U.S. Treasury guarantees to pay at least the original face value of any inflation-protected securities the Treasury issues, other issuers may not offer the same guarantee. Also, inflation-protected securities, including those issued by the U.S. Treasury, are not protected against deflation. As a result, in a period of deflation, the principal and income of inflation-protected securities held by the Portfolio will decline and the Portfolio may suffer a loss during such periods. While inflation-protected securities are expected to be protected from long-term inflationary trends, short-term increases in inflation may lead to a decline in the Portfolio’s value. For example, if interest rates rise due to reasons other than inflation, the Portfolio’s investment in these securities may not be protected to the extent that the increase is not reflected in the securities’ inflation measures. In addition, positive adjustments to principal generally will result in taxable income to the Portfolio at the time of such adjustments (which generally would be distributed by the Portfolio as part of its taxable dividends), even though the principal amount is not paid until maturity. The current market value of inflation-protected securities is not guaranteed and will fluctuate.

Income Risk: Income risk is the risk that falling interest rates will cause the DFA LTIP Portfolio’s income to decline because, among other reasons, the proceeds from maturing short-term securities in its portfolio may be reinvested in lower-yielding securities.

Foreign Securities and Currencies Risk: Foreign securities prices may decline or fluctuate because of: (a) economic or political actions of foreign governments, and/or (b) less regulated or liquid securities markets. Investors holding these securities may also be exposed to foreign currency risk (the possibility that foreign currency will fluctuate in value against the U.S. dollar or that a foreign government will convert, or be forced to convert, its currency to another currency, changing its value against the U.S. dollar).

Foreign Government Debt Risk: The risk that: (a) the governmental entity that controls the repayment of government debt may not be willing or able to repay the principal and/or to pay the interest when it becomes due, due to factors such as political considerations, the relative size of the governmental entity's debt position in relation to the economy, cash flow problems, insufficient foreign currency reserves, the failure to put in place economic reforms required by the International Monetary Fund or other multilateral agencies, and/or other national economic factors; (b) governments may default on their debt securities, which may require holders of such securities to participate in debt rescheduling; and (c) there is no legal or bankruptcy process by which defaulted government debt may be collected in whole or in part.

Derivatives Risk: Derivatives are instruments, such as swaps, futures, and options thereon, and foreign currency forward contracts, whose value is derived from that of other assets, rates or indices. Derivatives can be used for hedging (attempting to reduce risk by offsetting one investment position with another) or non-hedging purposes. Hedging with derivatives may increase expenses, and there is no guarantee that a hedging strategy will work. While hedging can reduce or eliminate losses, it can also reduce or eliminate gains or cause losses if the market moves in a manner different from that anticipated by the Portfolio or if the cost of the derivative outweighs the benefit of the hedge. The use of derivatives for non-hedging purposes may be considered to carry more risk than other types of investments. When the DFA LTIP Portfolio uses derivatives, the Portfolio will be directly exposed to the risks of those derivatives. Derivative instruments are subject to a number of risks including counterparty, liquidity, interest rate, market, credit and management risks, as well as the risk of improper valuation. Changes in the value of a derivative may not correlate perfectly with the underlying asset, rate or index, and the Portfolio could lose more than the principal amount invested. Additional risks are associated with the use of swaps including counterparty and credit risk (the risk that the other party to a swap agreement will not fulfill its contractual obligations, whether because of bankruptcy or other default) and liquidity risk (the possible lack of a secondary market for the swap agreement).

Securities Lending Risk: Securities lending involves the risk that the borrower may fail to return the securities in a timely manner or at all. As a result, the DFA LTIP Portfolio may lose money and there may be a delay in recovering the loaned securities. The Portfolio could also lose money if it does not recover the securities and/or the value of the collateral falls, including the value of investments made with cash collateral. Securities lending also may have certain adverse tax consequences. To the extent that the Portfolio holds securities directly and lends those securities, it will be also subject to the foregoing risks with respect to its loaned securities.

Liquidity Risk: Liquidity risk exists when particular portfolio investments are difficult to purchase or sell. To the extent that the DFA LTIP Portfolio holds illiquid investments, the Portfolio's performance may be reduced due to an inability to sell the investments at opportune prices or times. Liquid portfolio investments may become illiquid or less liquid after purchase by the Portfolio due to low trading volume, adverse investor perceptions and/or other market developments. Liquidity risk includes the risk that the Portfolio will experience significant net redemptions at a time when it cannot find willing buyers for its portfolio securities or can only sell its portfolio securities at a material loss. Liquidity risk can be more pronounced in periods of market turmoil.

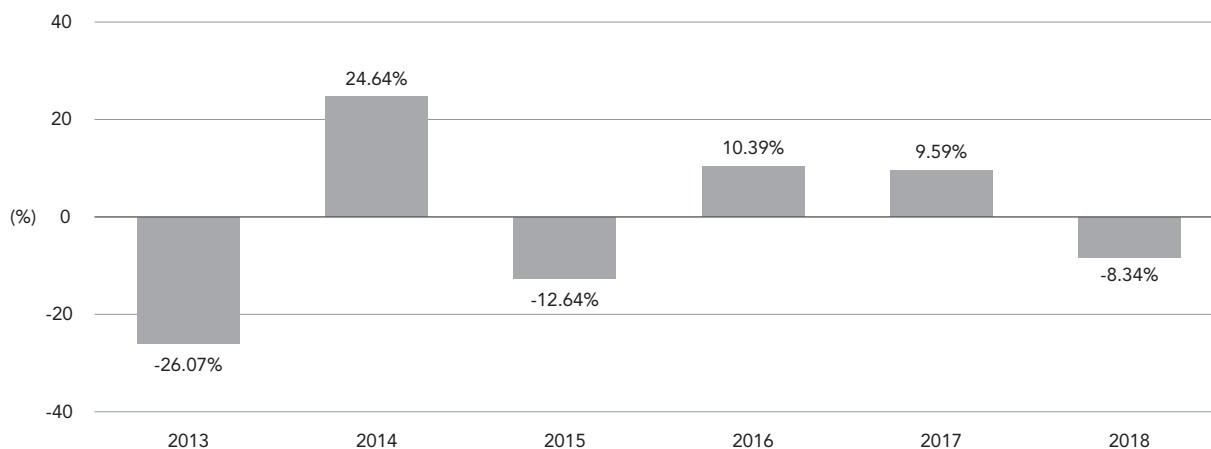
Cyber Security Risk: The DFA LTIP Portfolio's and its service providers' use of internet, technology and information systems may expose the Portfolio to potential risks linked to cyber security breaches of those technological or information systems. Cyber security breaches, amongst other things, could allow an unauthorized party to gain access to proprietary information, customer data, or fund assets, or cause the Portfolio and/or its service providers to suffer data corruption or lose operational functionality.

Performance

The bar chart and table immediately following illustrate the variability of the DFA LTIP Portfolio's returns and are meant to provide some indication of the risks of investing in the Portfolio. The bar chart shows the changes in the Portfolio's performance from year to year. The table illustrates how annualized one year, five year and since inception returns, both before and after taxes, compare with those of a broad measure of market performance. The Portfolio's past performance (before and after taxes) is not an indication of future results. Updated performance information for the Portfolio can be obtained by visiting <http://us.dimensional.com>.

The after-tax returns presented in the table for the DFA LTIP Portfolio are calculated using the historical highest individual federal marginal income tax rates and do not reflect the impact of state and local taxes. Actual after-tax returns depend on an investor's tax situation and may differ from those shown in the table. In addition, the after-tax returns shown are not relevant to investors who hold shares of the Portfolio through tax-advantaged arrangements, such as 401(k) plans or individual retirement accounts.

DFA LTIP Portfolio Institutional Class Shares—Total Returns



January 2013-December 2018

Highest Quarter
10.85% (1/16–3/16)

Lowest Quarter
-15.21% (4/13–6/13)

Annualized Returns (%)

Periods ending December 31, 2018

	1 Year	5 Years	Since 3/7/12 Inception
DFA LTIP Portfolio			
Return Before Taxes	-8.34%	3.84%	0.05%
Return After Taxes on Distributions	-9.42%	2.74%	-0.86%
Return After Taxes on Distributions and Sale of Portfolio Shares	-4.84%	2.49%	-0.35%
FTSE U.S. Inflation-Linked Securities Index, 20+ Years			
(reflects no deduction for fees, expenses, or taxes on sales)	-7.15%	4.50%	1.19%

Investment Advisor/Portfolio Management

Dimensional Fund Advisors LP serves as the investment advisor for the DFA LTIP Portfolio. Dimensional Fund Advisors Ltd. and DFA Australia Limited serve as the sub-advisors for the DFA LTIP Portfolio. The following individuals are responsible for coordinating the day-to-day management of the Portfolio:

- **David A. Plecha**, Senior Portfolio Manager and Vice President of the Advisor, has been a portfolio manager of the Portfolio since inception (2012).
- **Joseph F. Kolerich**, Senior Portfolio Manager and Vice President of the Advisor, has been a portfolio manager of the Portfolio since inception (2012).
- **Alan R. Hutchison**, Portfolio Manager and Vice President of the Advisor, has been a portfolio manager of the Portfolio since 2016.

Purchase and Redemption of Fund Shares

Investors may purchase or redeem shares of the DFA LTIP Portfolio on each day that the New York Stock Exchange is scheduled to be open for business by first contacting the Portfolio's transfer agent at (888) 576-1167. Shareholders that invest in the Portfolio through a financial intermediary should contact their financial intermediary regarding purchase and redemption procedures. The Portfolio generally is available for investment only by institutional clients, clients of registered investment advisors, clients of financial institutions and a limited number of certain other investors as approved from time to time by the Advisor. All investments are subject to approval of the Advisor.

Tax Information

The dividends and distributions you receive from the DFA LTIP Portfolio are taxable and generally will be taxed as ordinary income, capital gains, or some combination of both, unless you are investing through a tax-advantaged arrangement, such as a 401(k) plan or an individual retirement account, in which case distributions may be taxed as ordinary income when withdrawn from the plan or account.

Payments to Financial Intermediaries

If you purchase the Portfolio through a broker-dealer or other financial intermediary (such as a bank), the Portfolio and its related companies may pay the intermediary for the sale of the Portfolio shares and/or related services. These payments may create a conflict of interest by influencing the financial intermediary to recommend the Portfolio over another investment. Ask your financial advisor or visit your financial intermediary's website for more information.

DFA Inflation-Protected Securities Portfolio

Investment Objective

The investment objective of the DFA Inflation-Protected Securities Portfolio (the “Inflation-Protected Portfolio”) is to provide inflation protection and earn current income consistent with inflation-protected securities.

Fees and Expenses of the Portfolio

This table describes the fees and expenses you may pay if you buy and hold shares of the Inflation-Protected Portfolio.

Shareholder Fees (fees paid directly from your investment): None

Annual Fund Operating Expenses (expenses that you pay each year as a percentage of the value of your investment)

Management Fee	0.10%
Other Expenses	0.02%
Total Annual Fund Operating Expenses	0.12%

EXAMPLE

This Example is meant to help you compare the cost of investing in the Inflation-Protected Portfolio with the cost of investing in other mutual funds. The Example assumes that you invest \$10,000 in the Portfolio for the time periods indicated. The Example also assumes that your investment has a 5% return each year and that the Portfolio’s operating expenses remain the same. Although your actual costs may be higher or lower, based on these assumptions your costs would be:

1 Year	3 Years	5 Years	10 Years
\$12	\$39	\$68	\$154

PORTFOLIO TURNOVER

The Inflation-Protected Portfolio pays transaction costs, such as commissions, when it buys and sells securities (or “turns over” its portfolio). A higher portfolio turnover may indicate higher transaction costs and may result in higher taxes when Portfolio shares are held in a taxable account. These costs, which are not reflected in Annual Fund Operating Expenses or in the Example, affect the Inflation-Protected Portfolio’s performance. During the most recent fiscal year, the Inflation-Protected Portfolio’s portfolio turnover rate was 24% of the average value of its investment portfolio.

Principal Investment Strategies

The Inflation-Protected Portfolio seeks its investment objective by investing in a universe of inflation-protected securities that are structured to provide returns linked to the rate of inflation over the long-term. The Inflation-Protected Portfolio ordinarily invests in inflation-protected securities issued by the U.S. Government and its agencies and instrumentalities and the credit quality of such inflation-protected securities will be that of such applicable U.S. government, agency or instrumentality issuer.

As a non-fundamental policy, under normal circumstances, the Portfolio will invest at least 80% of its net assets in inflation-protected securities. Inflation-protected securities (also known as inflation-indexed securities) are

securities whose principal and/or interest payments are adjusted for inflation, unlike conventional debt securities that make fixed principal and interest payments. Inflation-protected securities include Treasury Inflation-Protected Securities ("TIPS"), which are securities issued by the U.S. Treasury. The principal value of TIPS is adjusted for inflation (payable at maturity) and the semi-annual interest payments by TIPS equal a fixed percentage of the inflation-adjusted principal amount. These inflation adjustments are based upon the Consumer Price Index for Urban Consumers (CPI-U). The original principal value of TIPS is guaranteed. At maturity, TIPS are redeemed at the greater of their inflation-adjusted principal or par amount at original issue. Other types of inflation-protected securities may use other methods to adjust for inflation and other measures of inflation. In addition, inflation-protected securities issued by entities other than the U.S. Treasury may not provide a guarantee of principal value at maturity.

Generally, the Inflation-Protected Portfolio will purchase inflation-protected securities with maturities between five and twenty years from the date of settlement, although it is anticipated that, at times, the Portfolio will purchase securities outside of this range. Under normal circumstances, when determining its duration, the Portfolio will consider an average duration similar to its benchmark, the Bloomberg Barclays U.S. TIPS Index, which was approximately 7.32 years as of December 31, 2018.

The Inflation-Protected Portfolio is authorized to invest more than 25% of its total assets in U.S. Treasury bonds, bills and notes and obligations of U.S. government agencies and instrumentalities. The Portfolio will not shift the maturity of its investments in anticipation of interest rate movements.

The Inflation-Protected Portfolio may purchase or sell futures contracts and options on futures contracts, to adjust market exposure based on actual or expected cash inflows to or outflows from the Portfolio. The Portfolio does not intend to sell futures contracts to establish short positions in individual securities or to use derivatives for purposes of speculation or leveraging investment returns.

The Inflation-Protected Portfolio may lend its portfolio securities to generate additional income.

Principal Risks

Because the value of your investment in the Portfolio will fluctuate, there is the risk that you will lose money. An investment in the Portfolio is not a deposit of a bank and is not insured or guaranteed by the Federal Deposit Insurance Corporation or any other government agency. The following is a description of principal risks of investing in the Portfolio.

Market Risk: Even a long-term investment approach cannot guarantee a profit. Economic, political, and issuer-specific events will cause the value of securities, and the Inflation-Protected Portfolio that owns them, to rise or fall.

Interest Rate Risk: Fixed income securities are subject to interest rate risk because the prices of fixed income securities tend to move in the opposite direction of interest rates. When interest rates rise, fixed income security prices fall. When interest rates fall, fixed income security prices rise. In general, fixed income securities with longer maturities are more sensitive to changes in interest rates.

Inflation-Protected Securities Tax Risk: Any increase in the principal amount of an inflation-protected security may be included for tax purposes in the Portfolio's gross income, even though no cash attributable to such gross income has been received by the Portfolio. In such event, the Portfolio may be required to make annual gross distributions to shareholders that exceed the cash it has otherwise received. In order to pay such distributions, the Portfolio may be required to raise cash by selling its investments. The sale of such investments could result in capital gains to the Portfolio and additional capital gain distributions to shareholders. In addition, adjustments during the taxable year for deflation to an inflation-indexed bond held by the Portfolio may cause amounts previously distributed to shareholders in the taxable year as income to be characterized as a return of capital.

Inflation-Protected Securities Interest Rate Risk: Inflation-protected securities may react differently from other fixed income securities to changes in interest rates. Because interest rates on inflation-protected securities are

adjusted for inflation, the values of these securities are not materially affected by inflation expectations. Therefore, the value of inflation-protected securities are anticipated to change in response to changes in “real” interest rates, which represent nominal (stated) interest rates reduced by the expected impact of inflation. Generally, the value of an inflation-protected security will fall when real interest rates rise and will rise when real interest rates fall.

Credit Risk: Credit risk is the risk that the issuer of a security may be unable to make interest payments and/or repay principal when due. A downgrade to an issuer’s credit rating or a perceived change in an issuer’s financial strength may affect a security’s value, and thus, impact the Inflation-Protected Portfolio’s performance. Government agency obligations have different levels of credit support and, therefore, different degrees of credit risk. Securities issued by agencies and instrumentalities of the U.S. Government that are supported by the full faith and credit of the United States, such as the Federal Housing Administration and Ginnie Mae, present little credit risk. Other securities issued by agencies and instrumentalities sponsored by the U.S. Government, that are supported only by the issuer’s right to borrow from the U.S. Treasury, subject to certain limitations, and securities issued by agencies and instrumentalities sponsored by the U.S. Government that are sponsored by the credit of the issuing agencies, such as Freddie Mac and Fannie Mae, are subject to a greater degree of credit risk. U.S. government agency securities issued or guaranteed by the credit of the agency may still involve a risk of non-payment of principal and/or interest.

Risks of Investing for Inflation Protection: Because the interest and/or principal payments on an inflation-protected security are adjusted periodically for changes in inflation, the income distributed by the Inflation-Protected Portfolio may be irregular. Although the U.S. Treasury guarantees to pay at least the original face value of any inflation-protected securities the Treasury issues, other issuers may not offer the same guarantee. Also, inflation-protected securities, including those issued by the U.S. Treasury, are not protected against deflation. As a result, in a period of deflation, the principal and income of inflation-protected securities held by the Portfolio will decline and the Portfolio may suffer a loss during such periods. While inflation-protected securities are expected to be protected from long-term inflationary trends, short-term increases in inflation may lead to a decline in the Portfolio’s value. For example, if interest rates rise due to reasons other than inflation, the Portfolio’s investment in these securities may not be protected to the extent that the increase is not reflected in the securities’ inflation measures. In addition, positive adjustments to principal generally will result in taxable income to the Portfolio at the time of such adjustments (which generally would be distributed by the Portfolio as part of its taxable dividends), even though the principal amount is not paid until maturity. The current market value of inflation-protected securities is not guaranteed and will fluctuate.

Income Risk: Income risk is the risk that falling interest rates will cause the Inflation-Protected Portfolio’s income to decline because, among other reasons, the proceeds from maturing short-term securities in its portfolio may be reinvested in lower-yielding securities.

Liquidity Risk: Liquidity risk exists when particular portfolio investments are difficult to purchase or sell. To the extent that the Inflation-Protected Portfolio holds illiquid investments, the Portfolio’s performance may be reduced due to an inability to sell the investments at opportune prices or times. Liquid portfolio investments may become illiquid or less liquid after purchase by the Inflation-Protected Portfolio due to low trading volume, adverse investor perceptions and/or other market developments. Liquidity risk includes the risk that the Inflation-Protected Portfolio will experience significant net redemptions at a time when it cannot find willing buyers for its portfolio securities or can only sell its portfolio securities at a material loss. Liquidity risk can be more pronounced in periods of market turmoil.

Derivatives Risk: Derivatives are instruments, such as futures contracts, and options thereon, whose value is derived from that of other assets, rates or indices. The use of derivatives for non-hedging purposes may be considered to carry more risk than other types of investments. When the Inflation-Protected Portfolio uses derivatives, the Portfolio will be directly exposed to the risks of those derivatives. Derivative instruments are subject to a number of risks including counterparty, liquidity, interest rate, market, credit and management risks, as well as the risk of improper valuation. Changes in the value of a derivative may not correlate perfectly with the underlying asset, rate or index, and the Portfolio could lose more than the principal amount invested.

Securities Lending Risk: Securities lending involves the risk that the borrower may fail to return the securities in a timely manner or at all. As a result, the Inflation-Protected Portfolio may lose money and there may be a delay in recovering the loaned securities. The Portfolio could also lose money if it does not recover the securities and/or the value of the collateral falls, including the value of investments made with cash collateral. Securities lending also may have certain adverse tax consequences.

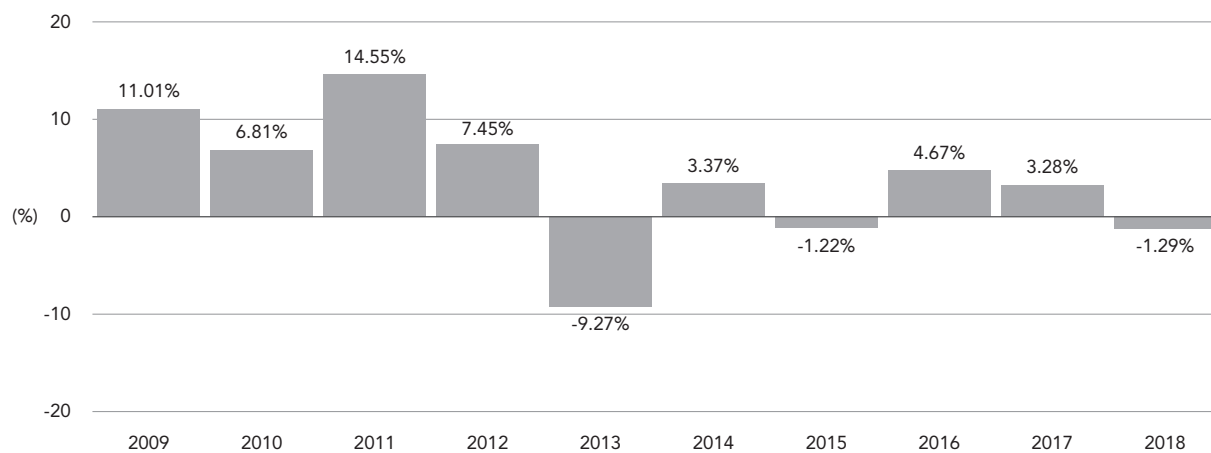
Cyber Security Risk: The Inflation-Protected Portfolio’s and its service providers’ use of internet, technology and information systems may expose the Portfolio to potential risks linked to cyber security breaches of those technological or information systems. Cyber security breaches, amongst other things, could allow an unauthorized party to gain access to proprietary information, customer data, or fund assets, or cause the Portfolio and/or its service providers to suffer data corruption or lose operational functionality.

Performance

The bar chart and table immediately following illustrate the variability of the Inflation-Protected Portfolio’s returns and are meant to provide some indication of the risks of investing in the Portfolio. The bar chart shows the changes in the Portfolio’s performance from year to year. The table illustrates how annualized one year, five year and ten year returns, both before and after taxes, compare with those of a broad measure of market performance. The Portfolio’s past performance (before and after taxes) is not an indication of future results. Updated performance information for the Portfolio can be obtained by visiting <http://us.dimensional.com>.

The after-tax returns presented in the table for the Inflation-Protected Portfolio are calculated using the historical highest individual federal marginal income tax rates and do not reflect the impact of state and local taxes. Actual after-tax returns depend on an investor’s tax situation and may differ from those shown in the table. In addition, the after-tax returns shown are not relevant to investors who hold shares of the Portfolio through tax-advantaged arrangements, such as 401(k) plans or individual retirement accounts.

DFA Inflation-Protected Securities Portfolio Institutional Class Shares—Total Returns



January 2009-December 2018

Highest Quarter
5.14% (1/09–3/09)

Lowest Quarter
-7.95% (4/13–6/13)

Annualized Returns (%)

Periods ending December 31, 2018

	1 Year	5 Years	10 Years
DFA Inflation-Protected Securities Portfolio			
Return Before Taxes	-1.29%	1.73%	3.73%
Return After Taxes on Distributions	-2.19%	0.93%	2.86%
Return After Taxes on Distributions and Sale of Portfolio Shares	-0.76%	0.98%	2.61%
Bloomberg Barclays U.S. TIPS Index			
(reflects no deduction for fees, expenses, or taxes)	-1.26%	1.69%	3.64%

Investment Advisor/Portfolio Management

Dimensional Fund Advisors LP serves as the investment advisor for the Inflation-Protected Portfolio. The following individuals are responsible for coordinating the day to day management of the Inflation-Protected Portfolio:

- **David A. Plecha**, Senior Portfolio Manager and Vice President of the Advisor, has been a portfolio manager of the Portfolio since inception (2006).
- **Joseph F. Kolerich**, Senior Portfolio Manager and Vice President of the Advisor, has been a portfolio manager of the Portfolio since 2012.
- **Alan R. Hutchison**, Portfolio Manager and Vice President of the Advisor, has been a portfolio manager of the Portfolio since 2016.

Purchase and Redemption of Fund Shares

Investors may purchase or redeem shares of the Inflation-Protected Portfolio on each day that the NYSE is scheduled to be open for business by first contacting the Portfolio's transfer agent at (888) 576-1167. Shareholders that invest in the Portfolio through a financial intermediary should contact their financial intermediary regarding purchase and redemption procedures. The Portfolio generally is available for investment only by institutional clients, clients of registered investment advisors, clients of financial institutions and a limited number of certain other investors as approved from time to time by the Advisor. All investments are subject to approval of the Advisor.

Tax Information

The dividends and distributions you receive from the Inflation-Protected Portfolio are taxable and generally will be taxed as ordinary income, capital gains, or some combination of both, unless you are investing through a tax-advantaged arrangement, such as a 401(k) plan or an individual retirement account, in which case distributions may be taxed as ordinary income when withdrawn from the plan or account.

Payments to Financial Intermediaries

If you purchase the Portfolio through a broker-dealer or other financial intermediary (such as a bank), the Portfolio and its related companies may pay the intermediary for the sale of the Portfolio shares and/or related services. These payments may create a conflict of interest by influencing the financial intermediary to recommend the Portfolio over another investment. Ask your financial advisor or visit your financial intermediary's website for more information.

DFA Short-Duration Real Return Portfolio

Investment Objective

The investment objective of the DFA Short-Duration Real Return Portfolio (the "Short-Duration Real Return Portfolio") is to seek inflation protection and maximize total returns.

Fees and Expenses of the Portfolio

This table describes the fees and expenses you may pay if you buy and hold shares of the Short-Duration Real Return Portfolio.

Shareholder Fees (fees paid directly from your investment): None

Annual Fund Operating Expenses (expenses that you pay each year as a percentage of the value of your investment)

Management Fee	0.20%
Other Expenses	0.03%
Total Annual Fund Operating Expenses	0.23%

EXAMPLE

This Example is meant to help you compare the cost of investing in the Short-Duration Real Return Portfolio with the cost of investing in other mutual funds. The Example assumes that you invest \$10,000 in the Portfolio for the time periods indicated. The Example also assumes that your investment has a 5% return each year and that the Portfolio's operating expenses remain the same. Although your actual costs may be higher or lower, based on these assumptions, your costs would be:

1 Year	3 Years	5 Years	10 Years
\$24	\$74	\$130	\$293

PORTFOLIO TURNOVER

The Portfolio pays transaction costs, such as commissions, when it buys and sells securities (or "turns over" its portfolio). A higher portfolio turnover may indicate higher transaction costs and may result in higher taxes when Portfolio shares are held in a taxable account. These costs, which are not reflected in Annual Fund Operating Expenses or in the Example, affect Short-Duration Real Return Portfolio's performance. During the most recent fiscal year, the Short-Duration Real Return Portfolio's portfolio turnover rate was 39% of the average value of its investment portfolio.

Principal Investment Strategies

The Short-Duration Real Return Portfolio pursues its investment objective by investing in a combination of debt securities, including inflation-protected securities, and derivative instruments. The Short-Duration Real Return Portfolio will maintain an average portfolio duration of three years or less. In making purchase decisions, if the expected term premium is greater for longer-term securities in the eligible maturity range, the Advisor will focus investment in the longer-term area, otherwise, the Portfolio will focus investment in the shorter-term area of the eligible maturity range. The fixed income securities in which the Short-Duration Real Return Portfolio invests are considered investment grade at the time of purchase.

The Short-Duration Real Return Portfolio may invest in inflation protected securities, obligations issued or guaranteed by the U.S. and foreign governments, their agencies and instrumentalities, corporate debt obligations, bank obligations, commercial paper, repurchase agreements, obligations of other domestic and foreign issuers, securities of domestic or foreign issuers denominated in U.S. dollars but not trading in the United States, and obligations of supranational organizations. In addition, the Portfolio is authorized to invest more than 25% of its total assets in U.S. Treasury bonds, bills and notes, and obligations of federal agencies and instrumentalities.

The Short-Duration Real Return Portfolio may enter into swaps, such as inflation swaps, to seek inflation protection. The Portfolio also may enter into credit default swaps on issuers or indices to buy or sell credit protection to hedge its credit exposure; gain market or issuer exposure without owning the underlying securities; or increase the Portfolio's total return. The Portfolio also may purchase or sell futures contracts and options on futures contracts, to hedge its interest rate or currency exposure or for non-hedging purposes, such as a substitute for direct investment or to adjust market exposure based on actual or expected cash inflows to or outflows from the Portfolio. The Portfolio does not intend to sell futures contracts to establish short positions in individual securities or to use derivatives for purposes of speculation or leveraging investment returns. The Portfolio may use foreign currency forward contracts to attempt to protect against uncertainty in the level of future foreign currency rates, to hedge against fluctuations in currency exchange rates or to transfer balances from one currency to another. In regard to currency hedging, it is generally not possible to precisely match the foreign currency exposure of such foreign currency forward contracts to the value of the securities involved due to fluctuations in the market values of such securities and cash flows into and out of the Portfolio between the date a foreign currency forward contract is entered into and the date it expires.

The Short-Duration Real Return Portfolio may lend its portfolio securities to generate additional income.

Principal Risks

Because the value of your investment in the Portfolio will fluctuate, there is the risk that you will lose money. An investment in the Portfolio is not a deposit of a bank and is not insured or guaranteed by the Federal Deposit Insurance Corporation or any other government agency. The following is a description of principal risks of investing in the Portfolio.

Market Risk: Even a long-term investment approach cannot guarantee a profit. Economic, political, and issuer-specific events will cause the value of securities, and the Short-Duration Real Return Portfolio that owns them, to rise or fall.

Foreign Securities and Currencies Risk: Foreign securities prices may decline or fluctuate because of: (a) economic or political actions of foreign governments, and/or (b) less regulated or liquid securities markets. Investors holding these securities may also be exposed to foreign currency risk (the possibility that foreign currency will fluctuate in value against the U.S. dollar or that a foreign government will convert, or be forced to convert, its currency to another currency, changing its value against the U.S. dollar).

Foreign Government Debt Risk: The risk that: (a) the governmental entity that controls the repayment of government debt may not be willing or able to repay the principal and/or to pay the interest when it becomes due, due to factors such as political considerations, the relative size of the governmental entity's debt position in relation to the economy, cash flow problems, insufficient foreign currency reserves, the failure to put in place economic reforms required by the International Monetary Fund or other multilateral agencies, and/or other national economic factors; (b) governments may default on their debt securities, which may require holders of such securities to participate in debt rescheduling; and (c) there is no legal or bankruptcy process by which defaulted government debt may be collected in whole or in part.

Interest Rate Risk: Fixed income securities are subject to interest rate risk because the prices of fixed income securities tend to move in the opposite direction of interest rates. When interest rates rise, fixed income security prices fall. When interest rates fall, fixed income security prices rise. In general, fixed income securities with longer maturities are more sensitive to changes in interest rates.

Inflation-Protected Securities Interest Rate Risk: Inflation-protected securities may react differently from other fixed income securities to changes in interest rates. Because interest rates on inflation-protected securities are adjusted for inflation, the values of these securities are not materially affected by inflation expectations. Therefore, the value of inflation-protected securities are anticipated to change in response to changes in “real” interest rates, which represent nominal (stated) interest rates reduced by the expected impact of inflation. Generally, the value of an inflation-protected security will fall when real interest rates rise and will rise when real interest rates fall.

Inflation-Protected Securities Tax Risk: Any increase in the principal amount of an inflation-protected security may be included for tax purposes in the Portfolio’s gross income, even though no cash attributable to such gross income has been received by the Portfolio. In such event, the Portfolio may be required to make annual gross distributions to shareholders that exceed the cash it has otherwise received. In order to pay such distributions, the Portfolio may be required to raise cash by selling its investments. The sale of such investments could result in capital gains to the Portfolio and additional capital gain distributions to shareholders. In addition, adjustments during the taxable year for deflation to an inflation-indexed bond held by the Portfolio may cause amounts previously distributed to shareholders in the taxable year as income to be characterized as a return of capital.

Credit Risk: Credit risk is the risk that the issuer of a security may be unable to make interest payments and/or repay principal when due. A downgrade to an issuer’s credit rating or a perceived change in an issuer’s financial strength may affect a security’s value, and thus, impact the Portfolio’s performance. Government agency obligations have different levels of credit support and, therefore, different degrees of credit risk. Securities issued by agencies and instrumentalities of the U.S. Government that are supported by the full faith and credit of the United States, such as the Federal Housing Administration and Ginnie Mae, present little credit risk. Other securities issued by agencies and instrumentalities sponsored by the U.S. Government, that are supported only by the issuer’s right to borrow from the U.S. Treasury, subject to certain limitations, and securities issued by agencies and instrumentalities sponsored by the U.S. Government that are sponsored by the credit of the issuing agencies, such as Freddie Mac and Fannie Mae, are subject to a greater degree of credit risk. U.S. government agency securities issued or guaranteed by the credit of the agency may still involve a risk of non-payment of principal and/or interest.

Risks of Investing for Inflation Protection: Because the interest and/or principal payments on an inflation-protected security are adjusted periodically for changes in inflation, the income distributed by the Portfolio may be irregular. Although the U.S. Treasury guarantees to pay at least the original face value of any inflation-protected securities the Treasury issues, other issuers may not offer the same guarantee. Also, inflation-protected securities, including those issued by the U.S. Treasury, are not protected against deflation. As a result, in a period of deflation, the principal and income of inflation-protected securities held by the Portfolio will decline and the Portfolio may suffer a loss during such periods. While inflation-protected securities are expected to be protected from long-term inflationary trends, short-term increases in inflation may lead to a decline in the Portfolio’s value. For example, if interest rates rise due to reasons other than inflation, the Portfolio’s investment in these securities may not be protected to the extent that the increase is not reflected in the securities’ inflation measures. In addition, positive adjustments to principal generally will result in taxable income to the Portfolio at the time of such adjustments (which generally would be distributed by the Portfolio as part of its taxable dividends), even though the principal amount is not paid until maturity. The current market value of inflation-protected securities is not guaranteed and will fluctuate.

Income Risk: Income risk is the risk that falling interest rates will cause the Short-Duration Real Return Portfolio’s income to decline because, among other reasons, the proceeds from maturing short-term securities in its portfolio may be reinvested in lower-yielding securities.

Derivatives Risk: Derivatives are instruments, such as swaps, futures, and options thereon, and foreign currency forward contracts, whose value is derived from that of other assets, rates or indices. Derivatives can be used for hedging (attempting to reduce risk by offsetting one investment position with another) or non-hedging purposes. Hedging with derivatives may increase expenses, and there is no guarantee that a hedging strategy will work. While hedging can reduce or eliminate losses, it can also reduce or eliminate gains or cause losses if the market moves in a manner different from that anticipated by the Portfolio or if the cost of the derivative outweighs the benefit of the hedge. The use of derivatives for non-hedging purposes may be considered to carry more risk than

other types of investments. When the Short-Duration Real Return Portfolio uses derivatives, it will be exposed to the risks of those derivatives. Derivative instruments are subject to a number of risks including counterparty, liquidity, interest rate, market, credit and management risks, as well as the risk of improper valuation. Changes in the value of a derivative may not correlate perfectly with the underlying asset, rate or index, and the Portfolio could lose more than the principal amount invested. Additional risks are associated with the use of credit default swaps including counterparty and credit risk (the risk that the other party to a swap agreement will not fulfill its contractual obligations, whether because of bankruptcy or other default) and liquidity risk (the possible lack of a secondary market for the swap agreement). Credit risk increases when the Portfolio is the seller of credit default swaps and counterparty risk increases when the Portfolio is a buyer of credit default swaps. In addition, where the Portfolio is the seller credit default swaps, it may be required to liquidate portfolio securities at inopportune times in order to meet payment obligations or segregation requirements. Credit default swaps may be illiquid or difficult to value.

Liquidity Risk: Liquidity risk exists when particular portfolio investments are difficult to purchase or sell. To the extent that the Short-Duration Real Return Portfolio holds illiquid investments, the Short-Duration Real Return Portfolio's performance may be reduced due to an inability to sell the investments at opportune prices or times. Liquid portfolio investments may become illiquid or less liquid after purchase by the Short-Duration Real Return Portfolio due to low trading volume, adverse investor perceptions and/or other market developments. Liquidity risk includes the risk that the Short-Duration Real Return Portfolio will experience significant net redemptions at a time when it cannot find willing buyers for its portfolio securities or can only sell its portfolio securities at a material loss. Liquidity risk can be more pronounced in periods of market turmoil.

Securities Lending Risk: Securities lending involves the risk that the borrower may fail to return the securities in a timely manner or at all. As a result, the Short-Duration Real Return Portfolio may lose money and there may be a delay in recovering the loaned securities. The Portfolio could also lose money if it does not recover the securities and/or the value of the collateral falls, including the value of investments made with cash collateral. Securities lending also may have certain adverse tax consequences.

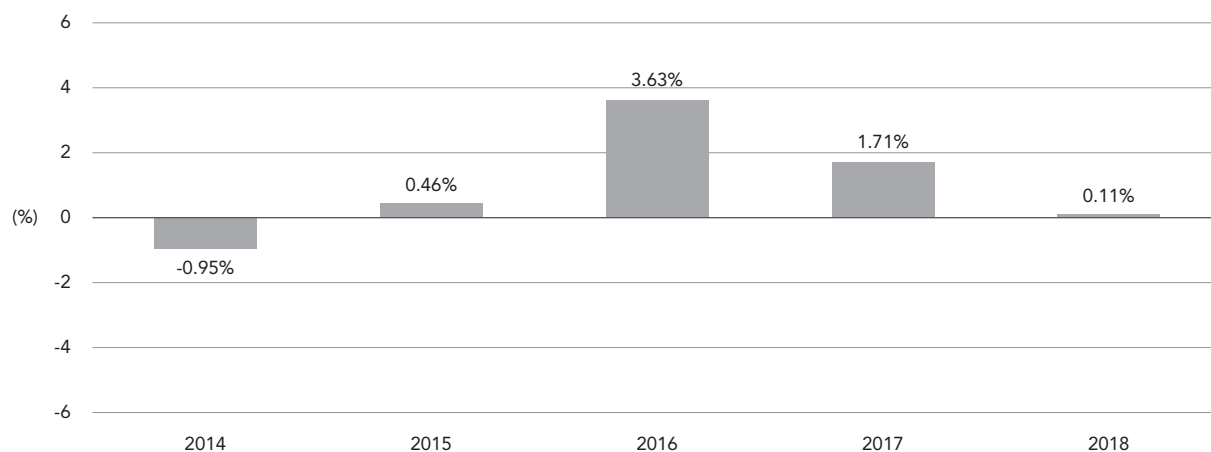
Cyber Security Risk: The Short-Duration Real Return Portfolio's and its service providers' use of internet, technology and information systems may expose the Portfolio to potential risks linked to cyber security breaches of those technological or information systems. Cyber security breaches, amongst other things, could allow an unauthorized party to gain access to proprietary information, customer data, or fund assets, or cause the Portfolio and/or its service providers to suffer data corruption or lose operational functionality.

Performance

The bar chart and table immediately following illustrate the variability of the Short-Duration Real Return Portfolio's returns and are meant to provide some indication of the risks of investing in the Portfolio. The bar chart shows the changes in the Portfolio's performance from year to year. The table illustrates how annualized one year, five year and since inception returns, both before and after taxes, compare with those of a broad measure of market performance. The Portfolio's past performance (before and after taxes) is not an indication of future results. Updated performance information for the Portfolio can be obtained by visiting <http://us.dimensional.com>.

The after-tax returns presented in the table for the Short-Duration Real Return Portfolio are calculated using the historical highest individual federal marginal income tax rates and do not reflect the impact of state and local taxes. Actual after-tax returns depend on an investor's tax situation and may differ from those shown in the table. In addition, the after-tax returns shown are not relevant to investors who hold shares of the Portfolio through tax-advantaged arrangements, such as 401(k) plans or individual retirement accounts.

DFA Short-Duration Real Return Portfolio Institutional Class Shares—Total Returns



January 2014-December 2018

Highest Quarter
2.00% (4/14–6/14)

Lowest Quarter
-1.94% (10/14–12/14)

Annualized Returns (%)

Periods ending December 31, 2018

	1 Year	5 Years	Since 11/5/13 Inception
DFA Short-Duration Real Return Portfolio			
Return Before Taxes	0.11%	0.98%	0.81%
Return After Taxes on Distributions	-0.97%	0.30%	0.14%
Return After Taxes on Distributions and Sale of Portfolio Shares	0.07%	0.45%	0.32%
Bloomberg Barclays U.S. TIPS 1-5 Years Index			
(reflects no deduction for fees, expenses, or taxes on sales)	0.41%	0.60%	0.52%

Investment Advisor/Portfolio Management

Dimensional Fund Advisors LP serves as the investment advisor for the Short-Duration Real Return Portfolio. Dimensional Fund Advisors Ltd. and DFA Australia Limited serve as the sub-advisors for the Short-Duration Real Return Portfolio. The following individuals are responsible for coordinating the day-to-day management of the Short-Duration Real Return Portfolio:

- **David A. Plecha**, Senior Portfolio Manager and Vice President of the Advisor, has been a portfolio manager of the Portfolio since inception (2013).
- **Joseph F. Kolerich**, Senior Portfolio Manager and Vice President of the Advisor, has been a portfolio manager of the Portfolio since inception (2013).
- **Lovell D. Shao**, Portfolio Manager and Vice President of the Advisor, has been a portfolio manager of the Portfolio since 2019.

Purchase and Redemption of Fund Shares

Investors may purchase or redeem shares of the Short-Duration Real Return Portfolio on each day that the NYSE is scheduled to be open for business by first contacting the Portfolio's transfer agent at (888) 576-1167. Shareholders that invest in the Portfolio through a financial intermediary should contact their financial intermediary regarding purchase and redemption procedures. The Short-Duration Real Return Portfolio generally is available for investment only by institutional clients, clients of registered investment advisors, clients of financial institutions and a limited number of certain other investors as approved from time to time by the Advisor. All investments are subject to approval of the Advisor.

Tax Information

The dividends and distributions you receive from the Short-Duration Real Return Portfolio are taxable and generally will be taxed as ordinary income, capital gains, or some combination of both, unless you are investing through a tax-advantaged arrangement, such as a 401(k) plan or an individual retirement account, in which case distributions may be taxed as ordinary income when withdrawn from the plan or account.

Payments to Financial Intermediaries

If you purchase the Portfolio through a broker-dealer or other financial intermediary (such as a bank), the Portfolio and its related companies may pay the intermediary for the sale of the Portfolio shares and/or related services. These payments may create a conflict of interest by influencing the financial intermediary to recommend the Portfolio over another investment. Ask your financial advisor or visit your financial intermediary's website for more information.

DFA Municipal Real Return Portfolio

Investment Objective

The investment objective of the DFA Municipal Real Return Portfolio (the "Municipal Real Return Portfolio") is to seek inflation protection and to provide current income from municipal securities.

Fees and Expenses of the Portfolio

This table describes the fees and expenses you may pay if you buy and hold shares of the Municipal Real Return Portfolio.

Shareholder Fees (fees paid directly from your investment): None

Annual Fund Operating Expenses (expenses that you pay each year as a percentage of the value of your investment)

Management Fee	0.20%
Other Expenses	0.04%
Total Annual Fund Operating Expenses	0.24%
Fee Waiver and/or Expense Reimbursement*	0.01%
Total Annual Fund Operating Expenses After Fee Waiver and/or Expense Reimbursement	0.23%

* Dimensional Fund Advisors LP the ("Advisor") has agreed to waive certain fees and in certain instances, assume certain expenses of the Municipal Real Return Portfolio. The Fee Waiver and Expense Assumption Agreement for the Municipal Real Return Portfolio will remain in effect through February 28, 2020, and may only be terminated by the Fund's Board of Directors prior to that date. Under certain circumstances, the Advisor retains the right to seek reimbursement for any fees previously waived and/or expenses previously assumed up to thirty-six months after such fee waiver and/or expense assumption.

EXAMPLE

This Example is meant to help you compare the cost of investing in the Municipal Real Return Portfolio with the cost of investing in other mutual funds. The Example assumes that you invest \$10,000 in the Portfolio for the time periods indicated. The Example also assumes that your investment has a 5% return each year and that the Portfolio's operating expenses remain the same. The costs for the Portfolio reflect the net expenses of the Portfolio that result from the contractual expense waiver in the first year only. Although your actual costs may be higher or lower, based on these assumptions, your costs would be:

1 Year	3 Years	5 Years	10 Years
\$24	\$76	\$134	\$305

PORTFOLIO TURNOVER

The Municipal Real Return Portfolio pays transaction costs, such as commissions, when it buys and sells securities (or "turns over" its portfolio). A higher portfolio turnover may indicate higher transaction costs and may result in higher taxes when Portfolio shares are held in a taxable account. These costs, which are not reflected in Annual Fund Operating Expenses or in the Example, affect the Municipal Real Return Portfolio's performance. During the most recent fiscal year, the Municipal Real Return Portfolio's portfolio turnover rate was 8% of the average value of its investment portfolio.

Principal Investment Strategies

The Municipal Real Return Portfolio seeks its investment objective by investing primarily in a universe of investment grade municipal securities, including inflation-protected municipal securities, and in derivative instruments to provide inflation protection. Municipal securities include bonds, notes, commercial paper and other instruments (including participation interests in such securities) issued by or on behalf of the states, territories and possessions of the United States (including the District of Columbia) and their political subdivisions, agencies and instrumentalities. The interest on the municipal securities purchased by the Portfolio, in the opinion of bond counsel for the issuers and under current tax law, is exempt from federal income tax (i.e., excludable from gross income for individuals for federal income tax purposes but not necessarily exempt from state or local taxes). As a fundamental investment policy, under normal market conditions, the Portfolio will invest at least 80% of its net assets in municipal securities that pay interest exempt from federal income tax. The Portfolio does not currently intend to invest its assets in municipal securities whose interest is subject to the federal alternative minimum tax.

Under normal circumstances, the Municipal Real Return Portfolio will maintain an average portfolio duration of no greater than five years. If a security has been redeemed by the issuer at a date prior to the stated final maturity date for the purposes of the above duration restriction, the early redemption date shall be considered the maturity date regardless of the stated final maturity.

At least 75% of the assets of the Municipal Real Return Portfolio will be invested in municipal securities that, at the time of purchase, are rated in the top three credit-rating categories (e.g., Aaa, Aa and A for Moody's Investor's Service, Inc. ("Moody's") or AAA, AA and A for S&P Global Ratings ("S&P") or AAA, AA and A for Fitch Ratings Ltd. ("Fitch")). No more than 25% of the Portfolio's assets will be invested in municipal securities that, at the time of purchase, are rated in the lowest quarter of the investment grade spectrum (e.g., rated Baa3 to Baa1 (by Moody's) or BBB- to BBB+ (by S&P or Fitch), or an equivalent rating assigned by another nationally recognized statistical rating organization, or that are unrated but have been determined by the Advisor to be of comparable quality). The fixed income securities in which the Municipal Real Return Portfolio invests are considered investment grade at the time of purchase.

The Municipal Real Return Portfolio may (1) purchase certain municipal securities that are insured, (2) invest in municipal securities secured by mortgages on single-family homes and multi-family projects, (3) invest in pre-refunded municipal securities, (4) purchase tax-exempt municipal securities on a "when-issued" basis, and (5) use fixed income related futures and options contracts, credit default swaps and interest rate swaps to hedge against changes in interest rates.

The Municipal Real Return Portfolio may enter into swaps, such as inflation swaps, to seek inflation protection. The Portfolio also may enter into credit default swaps on issuers or indices to buy or sell credit protection to hedge its credit exposure; gain market or issuer exposure without owning the underlying securities; or increase the Portfolio's total return. The Portfolio also may purchase or sell futures contracts and options on futures contracts, to hedge its interest rate exposure or for non-hedging purposes, such as a substitute for direct investment or to adjust market exposure based on actual or expected cash inflows to or outflows from the Portfolio. The Portfolio does not intend to sell futures contracts to establish short positions in individual securities or to use derivatives for purposes of speculation or leveraging investment returns.

Principal Risks

Because the value of your investment in the Portfolio will fluctuate, there is the risk that you will lose money. An investment in the Portfolio is not a deposit of a bank and is not insured or guaranteed by the Federal Deposit Insurance Corporation or any other government agency. The following is a description of principal risks of investing in the Portfolio.

Market Risk: Even a long-term investment approach cannot guarantee a profit. Economic, political, and issuer-specific events will cause the value of securities, and the Municipal Real Return Portfolio that owns them, to rise or fall.

Interest Rate Risk: Fixed income securities are subject to interest rate risk because the prices of fixed income securities tend to move in the opposite direction of interest rates. When interest rates rise, fixed income security prices fall. When interest rates fall, fixed income security prices rise. In general, fixed income securities with longer maturities are more sensitive to changes in interest rates.

Credit Risk: Credit risk is the risk that the issuer of a security, including a governmental entity, may be unable to make interest payments and/or repay principal when due. A downgrade to an issuer's credit rating or a perceived change in an issuer's financial strength may affect a security's value, and thus, impact the Portfolio's performance. The ability of a municipal securities issuer to make payments could be affected by litigation, legislation or other political events or the bankruptcy of the issuer.

Inflation-Protected Securities Interest Rate Risk: Inflation-protected securities may react differently from other fixed income securities to changes in interest rates. Because interest rates on inflation-protected securities are adjusted for inflation, the values of these securities are not materially affected by inflation expectations. Therefore, the value of inflation-protected securities are anticipated to change in response to changes in "real" interest rates, which represent nominal (stated) interest rates reduced by the expected impact of inflation. Generally, the value of an inflation-protected security will fall when real interest rates rise and will rise when real interest rates fall.

Inflation-Protected Securities Tax Risk: Any increase in the principal amount of an inflation-protected security may be included for tax purposes in the Portfolio's gross income, even though no cash attributable to such gross income has been received by the Portfolio. In such event, the Portfolio may be required to make annual gross distributions to shareholders that exceed the cash it has otherwise received. In order to pay such distributions, the Portfolio may be required to raise cash by selling its investments. The sale of such investments could result in capital gains to the Portfolio and additional capital gain distributions to shareholders. In addition, adjustments during the taxable year for deflation to an inflation-indexed bond held by the Portfolio may cause amounts previously distributed to shareholders in the taxable year as income to be characterized as a return of capital.

Risks of Investing for Inflation Protection: Because the interest and/or principal payments on an inflation-protected security are adjusted periodically for changes in inflation, the income distributed by the Portfolio may be irregular. Although the U.S. Treasury guarantees to pay at least the original face value of any inflation-protected securities the Treasury issues, other issuers may not offer the same guarantee. Also, inflation-protected securities, including those issued by the U.S. Treasury, are not protected against deflation. As a result, in a period of deflation, the principal and income of inflation-protected securities held by the Portfolio will decline and the Portfolio may suffer a loss during such periods. While inflation-protected securities are expected to be protected from long-term inflationary trends, short-term increases in inflation may lead to a decline in the Portfolio's value. For example, if interest rates rise due to reasons other than inflation, the Portfolio's investment in these securities may not be protected to the extent that the increase is not reflected in the securities' inflation measures. In addition, positive adjustments to principal generally will result in taxable income to the Portfolio at the time of such adjustments (which generally would be distributed by the Portfolio as part of its taxable dividends), even though the principal amount is not paid until maturity. The current market value of inflation-protected securities is not guaranteed and will fluctuate.

Income Risk: Income risk is the risk that falling interest rates will cause the Portfolio's income to decline because, among other reasons, the proceeds from maturing short-term securities in its portfolio may be reinvested in lower-yielding securities.

Tax Liability Risk: Tax liability risk is the risk that distributions by the Municipal Real Return Portfolio become taxable to shareholders due to noncompliant conduct by a municipal bond issuer, unfavorable changes in federal or state tax laws, or adverse interpretations of tax laws by the Internal Revenue Service or state tax authorities or other factors. Such adverse interpretations or actions could cause interest from a security to become taxable, possibly retroactively, subjecting, shareholders to increased tax liability. In addition, such adverse interpretations or actions could cause the value of a security, and therefore, the value of the Portfolio's shares, to decline. Additionally, if the Portfolio's use of derivative instruments for hedging and non-hedging purposes cause the Portfolio to invest less than 50% of its assets in municipal securities in any quarter, which the Portfolio does not anticipate, the Portfolio may fail to qualify to pay exempt-interest dividends to its shareholders, resulting in the distributions by the Municipal Real Return Portfolio becoming taxable to shareholders as ordinary income.

Derivatives Risk: Derivatives are instruments, such as swaps and futures contracts, and options thereon, whose value is derived from that of other assets, rates or indices. Derivatives can be used for hedging (attempting to reduce risk by offsetting one investment position with another) or non-hedging purposes. Hedging with derivatives may increase expenses, and there is no guarantee that a hedging strategy will work. While hedging can reduce or eliminate losses, it can also reduce or eliminate gains or cause losses if the market moves in a manner different from that anticipated by the Portfolio or if the cost of the derivative outweighs the benefit of the hedge. The use of derivatives for non-hedging purposes may be considered to carry more risk than other types of investments. When the Portfolio uses derivatives, the Municipal Real Return Portfolio will be directly exposed to the risks of those derivatives. Derivative instruments are subject to a number of risks including counterparty, liquidity, interest rate, market, credit and management risks, as well as the risk of improper valuation. Changes in the value of a derivative may not correlate perfectly with the underlying asset, rate or index, and the Portfolio could lose more than the principal amount invested. Additional risks are associated with the use of credit default swaps including counterparty and credit risk (the risk that the other party to a swap agreement will not fulfill its contractual obligations, whether because of bankruptcy or other default) and liquidity risk (the possible lack of a secondary market for the swap agreement). Credit risk increases when the Portfolio is the seller of credit default swaps and counterparty risk increases when the Portfolio is a buyer of credit default swaps. In addition, where the Portfolio is the seller of credit default swaps, it may be required to liquidate portfolio securities at inopportune times in order to meet payment obligations or segregation requirements. Credit default swaps may be illiquid or difficult to value. Additionally, payments made or received by the Portfolio under such derivatives may increase the amount of distributions taxable to you as ordinary income, increase or decrease the amount of capital gain distributions to you and/or decrease the amount available for distribution to you as exempt-interest dividends.

Liquidity Risk: Liquidity risk exists when particular portfolio investments are difficult to purchase or sell. To the extent that the Municipal Real Return Portfolio holds illiquid investments, the Portfolio's performance may be reduced due to an inability to sell the investments at opportune prices or times. Liquid portfolio investments may become illiquid or less liquid after purchase by the Municipal Real Return Portfolio due to low trading volume, adverse investor perceptions and/or other market developments. Liquidity risk includes the risk that the Municipal Real Return Portfolio will experience significant net redemptions at a time when it cannot find willing buyers for its portfolio securities or can only sell its portfolio securities at a material loss. Liquidity risk can be more pronounced in periods of market turmoil.

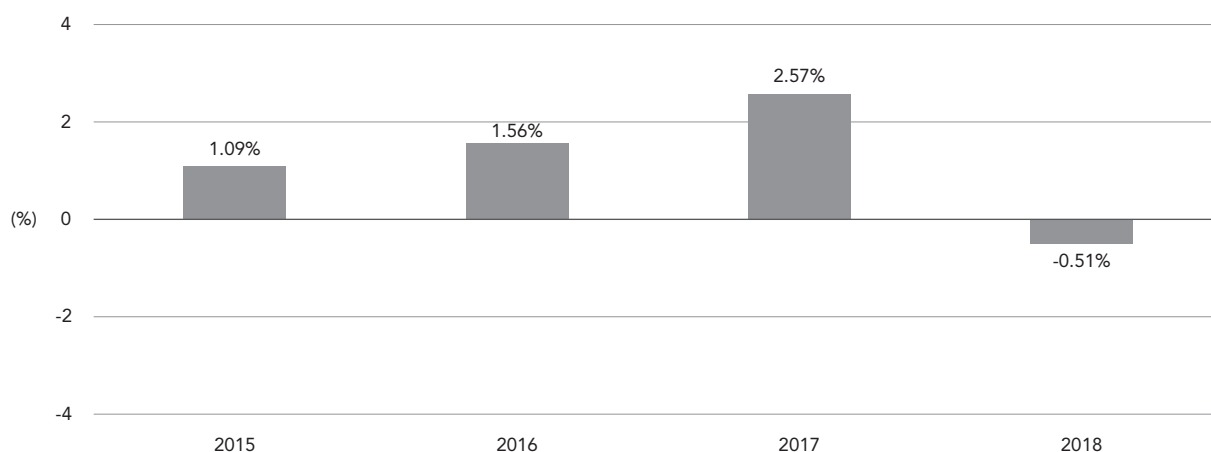
Cyber Security Risk: The Municipal Real Return Portfolio's and its service providers' use of internet, technology and information systems may expose the Portfolio to potential risks linked to cyber security breaches of those technological or information systems. Cyber security breaches, amongst other things, could allow an unauthorized party to gain access to proprietary information, customer data, or fund assets, or cause the Portfolio and/or its service providers to suffer data corruption or lose operational functionality.

Performance

The bar chart and table immediately following illustrate the variability of the Municipal Real Return Portfolio's returns and are meant to provide some indication of the risks of investing in the Portfolio. The bar chart shows the changes in the Portfolio's performance from year to year. The table illustrates how annualized one year and since inception returns, both before and after taxes, compare with those of a broad measure of market performance. The Portfolio's past performance (before and after taxes) is not an indication of future results. Updated performance information for the Portfolio can be obtained by visiting <http://us.dimensional.com>.

The after-tax returns presented in the table for the Municipal Real Return Portfolio are calculated using the historical highest individual federal marginal income tax rates and do not reflect the impact of state and local taxes. Actual after-tax returns depend on an investor's tax situation and may differ from those shown in the table. In addition, the after-tax returns shown are not relevant to investors who hold shares of the Portfolio through tax-advantaged arrangements, such as 401(k) plans or individual retirement accounts.

DFA Municipal Real Return Portfolio—Total Returns



January 2015-December 2018

Highest Quarter
1.60% (10/15–12/15)

Lowest Quarter
-1.13% (10/16–12/16)

Annualized Returns (%)

Periods ending December 31, 2018

	1 Year	Since 11/4/14 Inception
DFA Municipal Real Return Portfolio		
Return Before Taxes	-0.51%	0.54%
Return After Taxes on Distributions	-0.51%	0.54%
Return After Taxes on Distributions and Sale of Portfolio Shares	0.32%	0.70%
S&P Intermediate Term National AMT-Free Municipal Bond Index		
(reflects no deduction for fees, expenses, or taxes on sales)	1.34%	2.16%

Investment Advisor/Portfolio Management

Dimensional Fund Advisors LP serves as the investment advisor for the Municipal Real Return Portfolio. Dimensional Fund Advisors Ltd. and DFA Australia Limited serve as the sub-advisors for the Municipal Real Return Portfolio. The following individuals are responsible for coordinating the day-to-day management of the Municipal Real Return Portfolio:

- **David A. Plecha**, Senior Portfolio Manager and Vice President of the Advisor, has been a portfolio manager of the Portfolio since inception (2014).
- **Joseph F. Kolerich**, Senior Portfolio Manager and Vice President of the Advisor, has been a portfolio manager of the Portfolio since inception (2014).
- **Travis A. Meldau**, Portfolio Manager and Vice President of the Advisor, has been a portfolio manager of the Portfolio since 2015.

Purchase and Redemption of Fund Shares

Investors may purchase or redeem shares of the Municipal Real Return Portfolio on each day that the NYSE is scheduled to be open for business by first contacting the Portfolio's transfer agent at (888) 576-1167. Shareholders that invest in the Portfolio through a financial intermediary should contact their financial intermediary regarding purchase and redemption procedures. The Portfolio generally is available for investment only by institutional clients, clients of registered investment advisors, clients of financial institutions and a limited number of certain other investors as approved from time to time by the Advisor. All investments are subject to approval of the Advisor.

Tax Information

The distributions you receive from the Municipal Real Return Portfolio primarily are exempt from regular federal income tax. A portion of these distributions, however, may be subject to the federal alternative minimum tax and state and local taxes. The Portfolio may also make distributions that generally are taxable to you as ordinary income or capital gains.

Payments to Financial Intermediaries

If you purchase the Portfolio through a broker-dealer or other financial intermediary (such as a bank), the Portfolio and its related companies may pay the intermediary for the sale of the Portfolio shares and/or related services. These payments may create a conflict of interest by influencing the financial intermediary to recommend the Portfolio over another investment. Ask your financial advisor or visit your financial intermediary's website for more information.

DFA California Municipal Real Return Portfolio

Investment Objective

The investment objective of the DFA California Municipal Real Return Portfolio (the “California Municipal Real Return Portfolio”) is to seek to provide inflation protection and earn current income that is expected to be exempt from federal personal income taxes and California state personal income taxes.

Fees and Expenses of the Portfolio

This table describes the fees and expenses you may pay if you buy and hold shares of the California Municipal Real Return Portfolio.

Shareholder Fees (fees paid directly from your investment): None

Annual Fund Operating Expenses (expenses that you pay each year as a percentage of the value of your investment)

Management Fee	0.20%
Other Expenses	0.12%
Total Annual Fund Operating Expenses	0.32%
Fee Waiver and/or Expense Reimbursement*	0.02%
Total Annual Fund Operating Expenses After Fee Waiver and/or Expense Reimbursement	0.30%

* Dimensional Fund Advisors LP (the “Advisor”) has agreed to waive certain fees and in certain instances, assume certain expenses of the California Municipal Real Return Portfolio. The Fee Waiver and Expense Assumption Agreement for the California Municipal Real Return Portfolio will remain in effect through February 28, 2020, and may only be terminated by the Fund’s Board of Directors prior to that date. Under certain circumstances, the Advisor retains the right to seek reimbursement for any fees previously waived and/or expenses previously assumed up to thirty-six months after such fee waiver and/or expense assumption.

EXAMPLE

This Example is meant to help you compare the cost of investing in the California Municipal Real Return Portfolio with the cost of investing in other mutual funds. The Example assumes that you invest \$10,000 in the Portfolio for the time periods indicated. The Example also assumes that your investment has a 5% return each year and that the Portfolio’s operating expenses remain the same. The costs for the Portfolio reflect the net expenses of the Portfolio that result from the contractual expense waiver in the first year only. Although your actual costs may be higher or lower, based on these assumptions, your costs would be:

1 Year	3 Years	5 Years	10 Years
\$31	\$101	\$178	\$404

PORTFOLIO TURNOVER

The California Municipal Real Return Portfolio pays transaction costs, such as commissions, when it buys and sells securities (or “turns over” its portfolio). A higher portfolio turnover may indicate higher transaction costs and may result in higher taxes when Portfolio shares are held in a taxable account. These costs, which are not reflected in Annual Fund Operating Expenses or in the Example, affect the Portfolio’s performance. During the most recent fiscal year, the California Municipal Real Return Portfolio’s portfolio turnover rate was 2% of the average value of its investment portfolio.

Principal Investment Strategies

The California Municipal Real Return Portfolio seeks to achieve its investment objective by investing primarily in a universe of municipal securities, including inflation-protected municipal securities, issued by or on behalf of California state or local governments and their agencies, instrumentalities, and regional governmental authorities, and in derivative instruments to provide inflation protection. The Portfolio may also invest a portion of its assets in municipal securities issued by U.S. territories that are exempt from state taxation under federal law. Municipal securities in which the Portfolio may invest include, among others, revenue bonds, general obligation bonds, industrial development bonds, municipal lease obligations, commercial paper, variable rate demand obligations and other instruments (including participation interests in such securities). The interest on the municipal securities purchased by the California Municipal Real Return Portfolio, in the opinion of bond counsel for the issuers and under current tax law, is exempt from federal income tax (i.e., excludable from gross income for individuals for federal income tax purposes) and California state personal income tax. As a fundamental investment policy, under normal market conditions, the Portfolio will invest at least 80% of its net assets in municipal securities that pay interest exempt from federal income tax and California state personal income tax. The Portfolio does not currently intend to invest its assets in municipal securities whose interest is subject to the federal alternative minimum tax.

Under normal circumstances, the California Municipal Real Return Portfolio will maintain an average portfolio duration of no greater than five years. If a security has been redeemed by the issuer at a date prior to the stated final maturity date for the purposes of the above duration restriction, the early redemption date shall be considered the maturity date regardless of the stated final maturity.

Municipal securities are often issued to obtain funds for various public purposes, including the construction of a wide range of public facilities, such as bridges, highways, housing, hospitals, mass transportation facilities, schools, streets and public utilities, such as water and sewer works. Municipal securities include municipal leases, certificates of participation, municipal obligation components and municipal custody receipts. The Portfolio may invest more than 25% of its assets in municipal securities issued to finance projects in a particular segment of the bond market including, but not limited to, health care, housing, education, utilities, and transportation. The Portfolio also may invest more than 25% of its assets in industrial development bonds.

The California Municipal Real Return Portfolio intends to maintain a dollar-weighted average credit quality equal to or better than the lower of: (i) a credit quality rating of AA by S&P Global Ratings ("S&P") or Aa2 by Moody's Investor's Services, Inc. or AA by Fitch Ratings Ltd. or (ii) the credit quality of general obligation bonds issued by the State of California. For purposes of the above policy on dollar-weighted average credit quality, unrated securities may be included if such securities have been determined by the Advisor to be of comparable quality.

The California Municipal Real Return Portfolio may (1) purchase certain municipal securities that are insured, (2) invest in municipal securities secured by mortgages on single-family homes and multi-family projects, (3) invest in pre-refunded municipal securities, (4) purchase tax-exempt municipal securities on a "when-issued" basis and (5) use fixed income related futures and options contracts, credit default swaps and interest rate swaps to hedge against changes in interest rates. The Portfolio may lend its portfolio securities to generate additional income.

Although the California Municipal Real Return Portfolio attempts to invest all of its assets in tax-exempt securities (federal and State of California), it is possible, although not anticipated, that a portion of its assets may be invested in securities that pay taxable interest, including interest that may be subject to the federal alternative minimum tax. These investments could generate taxable income for shareholders.

The California Municipal Real Return Portfolio may enter into swaps, such as inflation swaps, to seek inflation protection. The Portfolio also may enter into credit default swaps on issuers or indices to buy or sell credit protection to hedge its credit exposure; gain market or issuer exposure without owning the underlying securities; or increase the Portfolio's total return. The Portfolio also may purchase or sell futures contracts and options on futures contracts, to hedge its interest rate exposure or for non-hedging purposes, such as a substitute for direct investment or to adjust market exposure based on actual or expected cash inflows to or outflows from the

Portfolio. The Portfolio does not intend to sell futures contracts to establish short positions in individual securities or to use derivatives for purposes of speculation or leveraging investment returns.

The California Municipal Real Return Portfolio is primarily designed for investment by California taxpayers.

Principal Risks

Because the value of your investment in the California Municipal Real Return Portfolio will fluctuate, there is the risk that you will lose money. An investment in the Portfolio is not a deposit of a bank and is not insured or guaranteed by the Federal Deposit Insurance Corporation or any other government agency. The following is a description of principal risks of investing in the Portfolio.

Market Risk: Even a long-term investment approach cannot guarantee a profit. Economic, political, and issuer-specific events will cause the value of securities, and the California Municipal Real Return Portfolio that owns them, to rise or fall.

Interest Rate Risk: Fixed income securities are subject to interest rate risk because the prices of fixed income securities tend to move in the opposite direction of interest rates. When interest rates rise, fixed income security prices fall. When interest rates fall, fixed income security prices rise. In general, fixed income securities with longer maturities are more sensitive to changes in interest rates.

Inflation-Protected Securities Interest Rate Risk: Inflation-protected securities may react differently from other fixed income securities to changes in interest rates. Because interest rates on inflation-protected securities are adjusted for inflation, the values of these securities are not materially affected by inflation expectations. Therefore, the value of inflation-protected securities are anticipated to change in response to changes in "real" interest rates, which represent nominal (stated) interest rates reduced by the expected impact of inflation. Generally, the value of an inflation-protected security will fall when real interest rates rise and will rise when real interest rates fall.

Credit Risk: Credit risk is the risk that the issuer of a security, including a governmental entity, may be unable to make interest payments and/or repay principal when due. A downgrade to an issuer's credit rating or a perceived change in an issuer's financial strength may affect a security's value, and thus, impact the California Municipal Real Return Portfolio's performance. The ability of a municipal securities issuer to make payments could be affected by litigation, legislation or other political events or the bankruptcy of the issuer. Credit risk is greater for fixed income securities with ratings below investment grade (e.g., BB+ or below by S&P or Ba1 or below by Moody's). Fixed income securities that are below investment grade involve high credit risk and are considered speculative. Below investment grade fixed income securities may also fluctuate in value more than higher quality fixed income securities and, during periods of market volatility, may be more difficult to sell at the time and price the Portfolio desires.

Inflation-Protected Securities Tax Risk: Any increase in the principal amount of an inflation-protected security may be included for tax purposes in the Portfolio's gross income, even though no cash attributable to such gross income has been received by the Portfolio. In such event, the Portfolio may be required to make annual gross distributions to shareholders that exceed the cash it has otherwise received. In order to pay such distributions, the Portfolio may be required to raise cash by selling its investments. The sale of such investments could result in capital gains to the Portfolio and additional capital gain distributions to shareholders. In addition, adjustments during the taxable year for deflation to an inflation-indexed bond held by the Portfolio may cause amounts previously distributed to shareholders in the taxable year as income to be characterized as a return of capital.

Risks of Investing for Inflation Protection: Because the interest and/or principal payments on an inflation-protected security are adjusted periodically for changes in inflation, the income distributed by the Portfolio may be irregular. Some issuers may not guarantee to pay at the original face value of any inflation-protected securities. Inflation-protected securities are not protected against deflation. As a result, in a period of deflation, the principal and income of inflation-protected securities held by the Portfolio will decline and the Portfolio may

suffer a loss during such periods. While inflation-protected securities are expected to be protected from long-term inflationary trends, short-term increases in inflation may lead to a decline in the Portfolio's value. For example, if interest rates rise due to reasons other than inflation, the Portfolio's investment in these securities may not be protected to the extent that the increase is not reflected in the securities' inflation measures. The current market value of inflation-protected securities is not guaranteed and will fluctuate.

Income Risk: Income risk is the risk that falling interest rates will cause the California Municipal Real Return Portfolio's income to decline because, among other reasons, the proceeds from maturing short-term securities in its portfolio may be reinvested in lower-yielding securities.

Tax Liability Risk: Tax liability risk is the risk that distributions by the California Municipal Real Return Portfolio become taxable to shareholders due to noncompliant conduct by a municipal bond issuer, unfavorable changes in federal or state tax laws, or adverse interpretations of tax laws by the Internal Revenue Service or state tax authorities or other factors. Such adverse interpretations or actions could cause interest from a security to become taxable, possibly retroactively, subjecting shareholders to increased tax liability. In addition, such adverse interpretations or actions could cause the value of a security, and therefore, the value of the Portfolio's shares, to decline.

State-Specific Risk: Because the California Municipal Real Return Portfolio focuses its investments primarily in California municipal securities, the value of the Portfolio's investments will be highly sensitive to events affecting the fiscal stability of the State of California and its agencies, municipalities, authorities and other instrumentalities that issue securities. Having a significant percentage of its assets invested in the securities of fewer issuers, particularly obligations of government issuers of a single state could result in greater credit risk exposure to a smaller number of issuers due to economic, regulatory or political problems in California. These issues may include economic or political policy changes, tax base erosion, unfunded pension and healthcare liabilities, state constitutional limits on tax increases, budget deficits and other financial difficulties, and changes in the credit ratings assigned to municipal issuers of California. Also, to the extent that the Portfolio makes significant investments in securities issued to finance projects in a particular segment of the California municipal securities market such focused investment may cause the value of the Portfolio's shares to change more than the value of shares of funds that invest more broadly. These risks are disclosed in more detail in the Portfolio's Statement of Additional Information.

Derivatives Risk: Derivatives are instruments, such as swaps and futures contracts, and options thereon, whose value is derived from that of other assets, rates or indices. Derivatives can be used for hedging (attempting to reduce risk by offsetting one investment position with another) or non-hedging purposes. Hedging with derivatives may increase expenses, and there is no guarantee that a hedging strategy will work. While hedging can reduce or eliminate losses, it can also reduce or eliminate gains or cause losses if the market moves in a manner different from that anticipated by the Portfolio or if the cost of the derivative outweighs the benefit of the hedge. The use of derivatives for non-hedging purposes may be considered to carry more risk than other types of investments. When the California Municipal Real Return Portfolio uses derivatives, the Portfolio will be directly exposed to the risks of those derivatives. Derivative instruments are subject to a number of risks including counterparty, liquidity, interest rate, market, credit and management risks, as well as the risk of improper valuation. Changes in the value of a derivative may not correlate perfectly with the underlying asset, rate or index, and the Portfolio could lose more than the principal amount invested. Additional risks are associated with the use of credit default swaps including counterparty and credit risk (the risk that the other party to a swap agreement will not fulfill its contractual obligations, whether because of bankruptcy or other default) and liquidity risk (the possible lack of a secondary market for the swap agreement). Credit risk increases when the Portfolio is the seller of credit default swaps and counterparty risk increases when the Portfolio is a buyer of credit default swaps. In addition, where the Portfolio is the seller of credit default swaps, it may be required to liquidate portfolio securities at inopportune times in order to meet payment obligations or segregation requirements. Credit default swaps may be illiquid or difficult to value. Additionally, payments made or received by the California Municipal Real Return Portfolio under such derivatives may increase the amount of distributions taxable to you as ordinary income, increase or decrease the amount of capital gain distributions to you and/or decrease the amount available for distribution to you as exempt-interest dividends.

Liquidity Risk: Liquidity risk exists when particular portfolio investments are difficult to purchase or sell. To the extent that the California Municipal Real Return Portfolio holds illiquid investments, the Portfolio's performance may be reduced due to an inability to sell the investments at opportune prices or times. Liquid portfolio investments may become illiquid or less liquid after purchase by the Portfolio due to low trading volume, adverse investor perceptions and/or other market developments. Liquidity risk includes the risk that the Portfolio will experience significant net redemptions at a time when it cannot find willing buyers for its portfolio securities or can only sell its portfolio securities at a material loss. Liquidity risk can be more pronounced in periods of market turmoil.

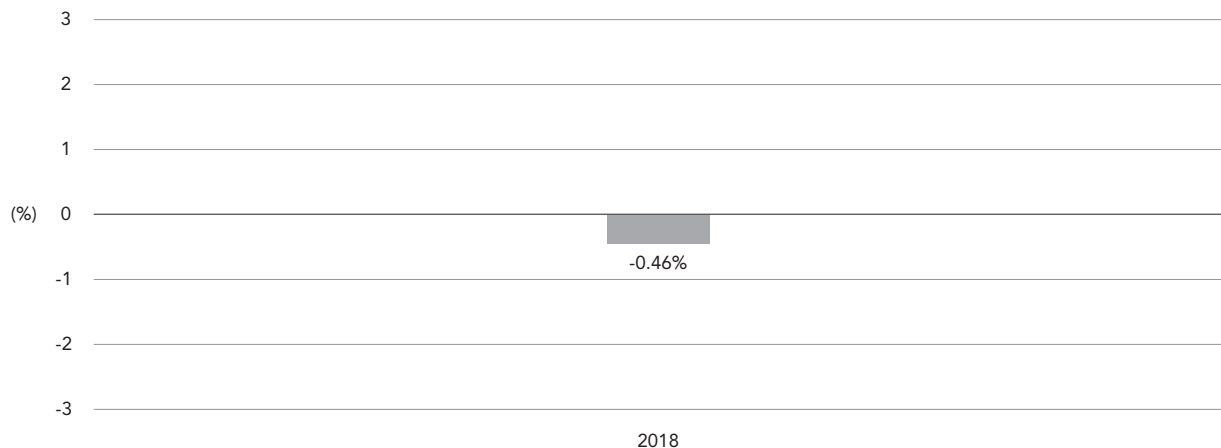
Cyber Security Risk: The California Municipal Real Return Portfolio's and its service providers' use of internet, technology and information systems may expose the Portfolio to potential risks linked to cyber security breaches of those technological or information systems. Cyber security breaches, amongst other things, could allow an unauthorized party to gain access to proprietary information, customer data, or fund assets, or cause the Portfolio and/or its service providers to suffer data corruption or lose operational functionality.

Performance

The bar chart and table immediately following illustrate the variability of the California Municipal Real Return Portfolio's returns and are meant to provide some indication of the risks of investing in the Portfolio. The bar chart shows the changes in the California Municipal Real Return Portfolio's performance from year to year. The table illustrates how annualized one year and since inception returns, both before and after taxes, compare with those of a broad measure of market performance. The California Municipal Real Return Portfolio's past performance (before and after taxes) is not an indication of future results. Updated performance information for the Portfolio can be obtained by visiting <http://us.dimensional.com>.

The after-tax returns presented in the table for the California Municipal Real Return Portfolio are calculated using the historical highest individual federal marginal income tax rates and do not reflect the impact of state and local taxes. Actual after-tax returns depend on an investor's tax situation and may differ from those shown in the table. In addition, the after-tax returns shown are not relevant to investors who hold shares of the Portfolio through tax-deferred arrangements, such as 401(k) plans or individual retirement accounts.

DFA California Municipal Real Return Portfolio Institutional Class Shares—Total Returns



January 2018-December 2018

Highest Quarter
1.14% (4/18–6/18)

Lowest Quarter
-1.07% (10/18–12/18)

Annualized Returns (%)

Periods ending December 31, 2018

	1 Year	Since 11/01/17 Inception
DFA California Municipal Real Return Portfolio		
Return Before Taxes	-0.46%	-0.57%
Return After Taxes on Distributions	-0.46%	-0.57%
Return After Taxes on Distributions and Sale of Portfolio Shares	0.24%	-0.16%
S&P Intermediate Term California AMT-Free Municipal Bond Index (reflects no deduction for fees, expenses, or taxes on sales)		
	1.39%	1.19%

Investment Advisor/Portfolio Management

Dimensional Fund Advisors LP serves as the investment advisor for the California Municipal Real Return Portfolio. Dimensional Fund Advisors Ltd. and DFA Australia Limited serve as the sub-advisors for the Portfolio. The following individuals are responsible for coordinating the day-to-day management of the Portfolio:

- **David A. Plecha**, Senior Portfolio Manager and Vice President of the Advisor, has been a portfolio manager of the Portfolio since inception (2017).
- **Joseph F. Kolerich**, Senior Portfolio Manager and Vice President of the Advisor, has been a portfolio manager of the Portfolio since inception (2017).
- **Travis A. Meldau**, Portfolio Manager and Vice President of the Advisor, has been a portfolio manager of the Portfolio since inception (2017).

Purchase and Redemption of Fund Shares

Investors may purchase or redeem shares of the California Municipal Real Return Portfolio on each day that the NYSE is scheduled to be open for business by first contacting the Portfolio's transfer agent at (888) 576-1167. Shareholders that invest in the Portfolio through a financial intermediary should contact their financial intermediary regarding purchase and redemption procedures. The Portfolio generally is available for investment only by institutional clients, clients of registered investment advisors, clients of financial institutions and a limited number of certain other investors as approved from time to time by the Advisor. All investments are subject to approval of the Advisor.

Tax Information

The distributions you receive from the California Municipal Real Return Portfolio primarily are exempt from regular federal and state income taxes for individual residents of California. A portion of these distributions, however, may be subject to the federal alternative minimum tax. The Portfolio may also make distributions that are taxable to you as ordinary income or capital gains.

Payments to Financial Intermediaries

If you purchase the California Municipal Real Return Portfolio through a broker-dealer or other financial intermediary (such as a bank), the Portfolio and its related companies may pay the intermediary for the sale of the Portfolio shares and/or related services. These payments may create a conflict of interest by influencing the financial intermediary to recommend the Portfolio over another investment. Ask your financial advisor or visit your financial intermediary's website for more information.

DFA Municipal Bond Portfolio

Investment Objective

The investment objective of the DFA Municipal Bond Portfolio (the "Municipal Bond Portfolio") is to seek to provide current income that is exempt from federal personal income tax.

Fees and Expenses of the Portfolio

This table describes the fees and expenses you may pay if you buy and hold shares of the Municipal Bond Portfolio.

Shareholder Fees (fees paid directly from your investment): None

Annual Fund Operating Expenses (expenses that you pay each year as a percentage of the value of your investment)

Management Fee	0.20%
Other Expenses	0.04%
Total Annual Fund Operating Expenses	0.24%
Fee Waiver and/or Expense Reimbursement*	0.01%
Total Annual Fund Operating Expenses After Fee Waiver and/or Expense Reimbursement	0.23%

* Dimensional Fund Advisors LP (the "Advisor") has agreed to waive certain fees and in certain instances, assume certain expenses of the Municipal Bond Portfolio. The Fee Waiver and Expense Assumption Agreement for the Municipal Bond Portfolio will remain in effect through February 28, 2020, and may only be terminated by the Fund's Board of Directors prior to that date. Under certain circumstances, the Advisor retains the right to seek reimbursement for any fees previously waived and/or expenses previously assumed up to thirty-six months after such fee waiver and/or expense assumption.

EXAMPLE

This Example is meant to help you compare the cost of investing in the Municipal Bond Portfolio with the cost of investing in other mutual funds. The Example assumes that you invest \$10,000 in the Portfolio for the time periods indicated. The Example also assumes that your investment has a 5% return each year and that the Portfolio's operating expenses remain the same. The costs for the Municipal Bond Portfolio reflect the net expenses of the Portfolio that result from the contractual expense waiver in the first year only. Although your actual costs may be higher or lower, based on these assumptions, your costs would be:

1 Year	3 Years	5 Years	10 Years
\$24	\$76	\$134	\$305

PORTFOLIO TURNOVER

The Municipal Bond Portfolio pays transaction costs, such as commissions, when it buys and sells securities (or "turns over" its portfolio). A higher portfolio turnover may indicate higher transaction costs and may result in higher taxes when Portfolio shares are held in a taxable account. These costs, which are not reflected in Annual Fund Operating Expenses or in the Example, affect the Municipal Bond Portfolio's performance. During the most recent fiscal year, the Municipal Bond Portfolio's portfolio turnover rate was 11% of the average value of its investment portfolio.

Principal Investment Strategies

The Municipal Bond Portfolio seeks its investment objective by investing primarily in a universe of investment grade municipal securities, the interest on which is exempt from regular federal income tax. Municipal securities include bonds, notes, commercial paper and other instruments (including participation interests in such securities) issued by or on behalf of the states, territories and possessions of the United States (including the District of Columbia) and their political subdivisions, agencies and instrumentalities. The interest on the municipal securities purchased by the Portfolio, in the opinion of bond counsel for the issuers and under current tax law, is exempt from federal income tax (i.e., excludable from gross income for individuals for federal income tax purposes but not necessarily exempt from state or local taxes). As a fundamental investment policy, under normal market conditions, the Portfolio will invest at least 80% of its net assets in municipal securities that pay interest exempt from federal income tax. The Portfolio does not currently intend to invest its assets in municipal securities whose interest is subject to the federal alternative minimum tax.

Generally, the Municipal Bond Portfolio will acquire obligations that mature within fifteen years from the date of settlement. Under normal circumstances, the Portfolio will maintain a dollar-weighted average portfolio duration of more than three years but less than five years. In making purchase decisions, if the expected term premium is greater for longer-term securities in the eligible maturity range, the Advisor will focus investment in the longer-term area, otherwise, the Portfolio will focus investment in the shorter-term area of the eligible maturity range. If a security has been redeemed by the issuer at a date prior to the stated final maturity date for the purposes of the above duration restriction, the early redemption date shall be considered the maturity date regardless of the stated final maturity.

At least 75% of the assets of the Municipal Bond Portfolio will be invested in municipal securities that, at the time of purchase, are rated in the top three credit-rating categories (e.g., Aaa, Aa and A for Moody's Investor's Service, Inc. ("Moody's") or AAA, AA and A for S&P Global Ratings ("S&P") or AAA, AA and A for Fitch Ratings Ltd. ("Fitch")). No more than 25% of the Portfolio's assets will be invested in municipal securities that, at the time of purchase, are rated in the lowest quarter of the investment grade spectrum (e.g., rated Baa3 to Baa1 (by Moody's) or BBB- to BBB+ (by S&P or Fitch), or an equivalent rating assigned by another nationally recognized statistical rating organization, or that are unrated but have been determined by the Advisor to be of comparable quality). The fixed income securities in which the Municipal Bond Portfolio invests are considered investment grade at the time of purchase.

The Municipal Bond Portfolio may (1) purchase certain municipal securities that are insured, (2) invest in municipal securities secured by mortgages on single-family homes and multi-family projects, (3) invest in pre-refunded municipal securities, (4) purchase tax-exempt municipal securities on a "when-issued" basis, and (5) use fixed income related futures and options contracts, credit default swaps and interest rate swaps to hedge against changes in interest rates. The Municipal Bond Portfolio also may purchase or sell futures contracts and options on futures contracts, to hedge its interest rate exposure or for non-hedging purposes, such as a substitute for direct investment or to adjust market exposure based on actual or expected cash inflows or outflows from the Portfolio. The Portfolio does not intend to sell futures contracts to establish short positions in individual securities or to use derivatives for purposes of speculation or leveraging investment returns.

Principal Risks

Because the value of your investment in the Portfolio will fluctuate, there is the risk that you will lose money. An investment in the Portfolio is not a deposit of a bank and is not insured or guaranteed by the Federal Deposit Insurance Corporation or any other government agency. The following is a description of principal risks of investing in the Portfolio.

Market Risk: Even a long-term investment approach cannot guarantee a profit. Economic, political, and issuer-specific events will cause the value of securities, and the Municipal Bond Portfolio that owns them, to rise or fall.

Interest Rate Risk: Fixed income securities are subject to interest rate risk because the prices of fixed income securities tend to move in the opposite direction of interest rates. When interest rates rise, fixed income security prices fall. When interest rates fall, fixed income security prices rise. In general, fixed income securities with longer maturities are more sensitive to changes in interest rates.

Credit Risk: Credit risk is the risk that the issuer of a security, including a governmental entity, may be unable to make interest payments and/or repay principal when due. A downgrade to an issuer's credit rating or a perceived change in an issuer's financial strength may affect a security's value, and thus, impact the Portfolio's performance. The ability of a municipal securities issuer to make payments could be affected by litigation, legislation or other political events or the bankruptcy of the issuer.

Income Risk: Income risk is the risk that falling interest rates will cause the Portfolio's income to decline because, among other reasons, the proceeds from maturing short-term securities in its portfolio may be reinvested in lower-yielding securities.

Tax Liability Risk: Tax liability risk is the risk that distributions by the Municipal Bond Portfolio become taxable to shareholders due to noncompliant conduct by a municipal bond issuer, unfavorable changes in federal or state tax laws, or adverse interpretations of tax laws by the Internal Revenue Service or state tax authorities or other factors. Such adverse interpretations or actions could cause interest from a security to become taxable, possibly retroactively, subjecting shareholders to increased tax liability. In addition, such adverse interpretations or actions could cause the value of a security, and therefore, the value of the Portfolio's shares, to decline.

Derivatives Risk: Derivatives are instruments, such as futures contracts, and options thereon, whose value is derived from that of other assets, rates or indices. Derivatives can be used for hedging (attempting to reduce risk by offsetting one investment position with another) or non-hedging purposes. Hedging with derivatives may increase expenses, and there is no guarantee that a hedging strategy will work. While hedging can reduce or eliminate losses, it can also reduce or eliminate gains or cause losses if the market moves in a manner different from that anticipated by the Portfolio or if the cost of the derivative outweighs the benefit of the hedge. The use of derivatives for non-hedging purposes may be considered to carry more risk than other types of investments. When the Portfolio uses derivatives, the Municipal Bond Portfolio will be directly exposed to the risks of those derivatives. Derivative instruments are subject to a number of risks including counterparty, liquidity, interest rate, market, credit and management risks, as well as the risk of improper valuation. Changes in the value of a derivative may not correlate perfectly with the underlying asset, rate or index, and the Portfolio could lose more than the principal amount invested. Additionally, payments made or received by the Portfolio under such derivatives may increase the amount of distributions taxable to you as ordinary income, increase or decrease the amount of capital gain distributions to you and/or decrease the amount available for distribution to you as exempt-interest dividends.

Liquidity Risk: Liquidity risk exists when particular portfolio investments are difficult to purchase or sell. To the extent that the Municipal Bond Portfolio holds illiquid investments, the Portfolio's performance may be reduced due to an inability to sell the investments at opportune prices or times. Liquid portfolio investments may become illiquid or less liquid after purchase by the Municipal Bond Portfolio due to low trading volume, adverse investor perceptions and/or other market developments. Liquidity risk includes the risk that the Municipal Bond Portfolio will experience significant net redemptions at a time when it cannot find willing buyers for its portfolio securities or can only sell its portfolio securities at a material loss. Liquidity risk can be more pronounced in periods of market turmoil.

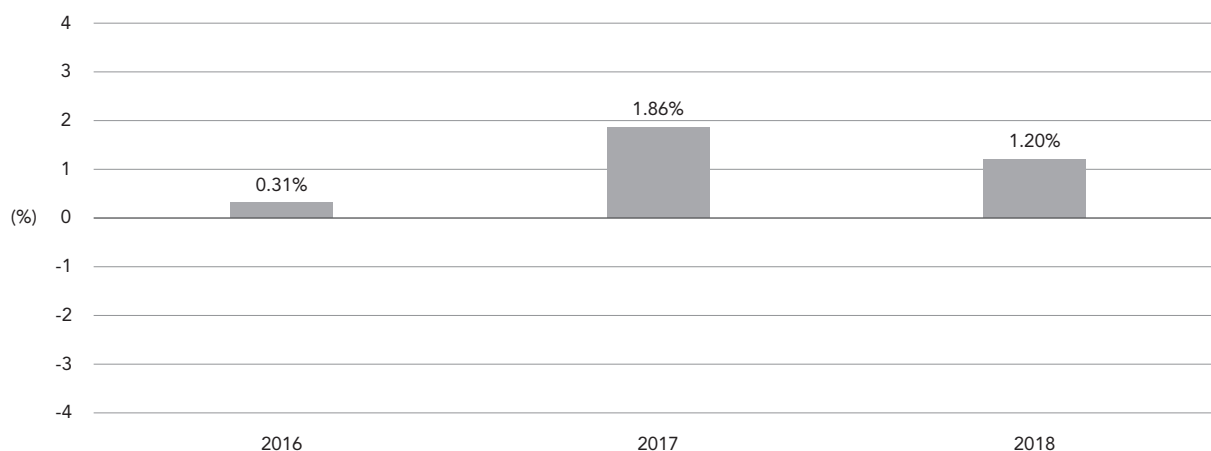
Cyber Security Risk: The Municipal Bond Portfolio's and its service providers' use of internet, technology and information systems may expose the Portfolio to potential risks linked to cyber security breaches of those technological or information systems. Cyber security breaches, amongst other things, could allow an unauthorized party to gain access to proprietary information, customer data, or fund assets, or cause the Portfolio and/or its service providers to suffer data corruption or lose operational functionality.

Performance

The bar chart and table immediately following illustrate the variability of the Municipal Bond Portfolio's returns and are meant to provide some indication of the risks of investing in the Portfolio. The bar chart shows the changes in the Municipal Bond Portfolio's performance from year to year. The table illustrates how annualized one year and since inception returns, both before and after taxes, compare with those of a broad measure of market performance. The Municipal Bond Portfolio's past performance (before and after taxes) is not an indication of future results. Updated performance information for the Portfolio can be obtained by visiting <http://us.dimensional.com>.

The after-tax returns presented in the table for the Municipal Bond Portfolio are calculated using the historical highest individual federal marginal income tax rates and do not reflect the impact of state and local taxes. Actual after-tax returns depend on an investor's tax situation and may differ from those shown in the table. In addition, the after-tax returns shown are not relevant to investors who hold shares of the Portfolio through tax-advantaged arrangements, such as 401(k) plans or individual retirement accounts.

DFA Municipal Bond Portfolio Institutional Class Shares—Total Returns



January 2016-December 2018

Highest Quarter
1.36% (10/18–12/18)

Lowest Quarter
-1.90% (10/16–12/16)

Annualized Returns (%)

Periods ending December 31, 2018

	1 Year	Since 3/10/15 Inception
DFA Municipal Bond Portfolio		
Return Before Taxes	1.20%	1.44%
Return After Taxes on Distributions	1.20%	1.44%
Return After Taxes on Distributions and Sale of Portfolio Shares	1.28%	1.38%
S&P Intermediate Term National AMT-Free Municipal Bond Index		
(reflects no deduction for fees, expenses, or taxes on sales)	1.34%	2.19%

Investment Advisor/Portfolio Management

Dimensional Fund Advisors LP serves as the investment advisor for the Municipal Bond Portfolio. Dimensional Fund Advisors Ltd. and DFA Australia Limited serve as the sub-advisors for the Municipal Bond Portfolio. The following individuals are responsible for coordinating the day-to-day management of the Municipal Bond Portfolio:

- **David A. Plecha**, Senior Portfolio Manager and Vice President of the Advisor, has been a portfolio manager of the Portfolio since inception (2015).
- **Joseph F. Kolerich**, Senior Portfolio Manager and Vice President of the Advisor, has been a portfolio manager of the Portfolio since inception (2015).
- **Travis A. Meldau**, Portfolio Manager and Vice President of the Advisor, has been a portfolio manager of the Portfolio since 2015.

Purchase and Redemption of Fund Shares

Investors may purchase or redeem shares of the Municipal Bond Portfolio on each day that the NYSE is scheduled to be open for business by first contacting the Portfolio's transfer agent at (888) 576-1167. Shareholders that invest in the Portfolio through a financial intermediary should contact their financial intermediary regarding purchase and redemption procedures. The Portfolio generally is available for investment only by institutional clients, clients of registered investment advisors, clients of financial institutions and a limited number of certain other investors as approved from time to time by the Advisor. All investments are subject to approval of the Advisor.

Tax Information

The distributions you receive from the Municipal Bond Portfolio primarily are exempt from regular federal income tax. A portion of these distributions, however, may be subject to the federal alternative minimum tax and state and local taxes. The Portfolio may also make distributions that generally are taxable to you as ordinary income or capital gains.

Payments to Financial Intermediaries

If you purchase the Portfolio through a broker-dealer or other financial intermediary (such as a bank), the Portfolio and its related companies may pay the intermediary for the sale of the Portfolio shares and/or related services. These payments may create a conflict of interest by influencing the financial intermediary to recommend the Portfolio over another investment. Ask your financial advisor or visit your financial intermediary's website for more information.

DFA Short-Term Municipal Bond Portfolio

Investment Objective

The investment objective of the DFA Short-Term Municipal Bond Portfolio (the "Short-Term Municipal Bond Portfolio") is to provide current income that is exempt from federal personal income taxes and to preserve investors' principal.

Fees and Expenses of the Portfolio

This table describes the fees and expenses you may pay if you buy and hold shares of the Short-Term Municipal Bond Portfolio.

Shareholder Fees (fees paid directly from your investment): None

Annual Fund Operating Expenses (expenses that you pay each year as a percentage of the value of your investment)

Management Fee	0.20%
Other Expenses	0.02%
Total Annual Fund Operating Expenses	0.22%

EXAMPLE

This Example is meant to help you compare the cost of investing in the Short-Term Municipal Bond Portfolio with the cost of investing in other mutual funds. The Example assumes that you invest \$10,000 in the Portfolio for the time periods indicated. The Example also assumes that your investment has a 5% return each year and that the Portfolio's operating expenses remain the same. Although your actual costs may be higher or lower, based on these assumptions your costs would be:

1 Year	3 Years	5 Years	10 Years
\$23	\$71	\$124	\$280

PORTFOLIO TURNOVER

The Short-Term Municipal Bond Portfolio pays transaction costs, such as commissions, when it buys and sells securities (or "turns over" its portfolio). A higher portfolio turnover may indicate higher transaction costs and may result in higher taxes when Portfolio shares are held in a taxable account. These costs, which are not reflected in Annual Fund Operating Expenses or in the Example, affect the Short-Term Municipal Bond Portfolio's performance. During the most recent fiscal year, the Short-Term Municipal Bond Portfolio's portfolio turnover rate was 31% of the average value of its investment portfolio.

Principal Investment Strategies

The Short-Term Municipal Bond Portfolio seeks its investment objective by investing primarily in a universe of investment grade municipal securities, the interest on which is exempt from regular federal income tax. Municipal securities include bonds, notes, commercial paper and other instruments (including participation interests in such securities) issued by or on behalf of the states, territories and possessions of the United States (including the District of Columbia) and their political subdivisions, agencies and instrumentalities. The interest on the municipal securities purchased by the Portfolio, in the opinion of bond counsel for the issuers and under current tax law, is

exempt from federal income tax (i.e., excludable from gross income for individuals for federal income tax purposes but not necessarily exempt from state or local taxes). As a fundamental investment policy, under normal market conditions, the Portfolio will invest at least 80% of its net assets in municipal securities that pay interest exempt from federal income tax. The Portfolio does not currently intend to invest its assets in municipal securities whose interest is subject to the federal alternative minimum tax.

Generally, the Short-Term Municipal Bond Portfolio will acquire obligations that mature within three years from the date of settlement, but substantial investments may be made in obligations maturing up to ten years from the date of settlement when greater expected returns are available, and in variable rate demand notes with longer maturities. Under normal circumstances, the Portfolio will maintain a dollar-weighted average portfolio maturity of three years or less. In making purchase decisions, if the expected term premium is greater for longer-term securities in the eligible maturity range, Dimensional Fund Advisors LP (the "Advisor") will focus investment in the longer-term area, otherwise, the Portfolio will focus investment in the shorter-term area of the eligible maturity range. If a security has been redeemed by the issuer at a date prior to the stated final maturity date for the purposes of the above maturity restriction, the early redemption date shall be considered the maturity date regardless of the stated final maturity.

At least 75% of the assets of the Short-Term Municipal Bond Portfolio will be invested in municipal securities that, at the time of purchase, are rated in the top three credit-rating categories (e.g., Aaa, Aa and A for Moody's Investor's Service, Inc. ("Moody's") or AAA, AA and A for S&P Global Ratings ("S&P") or AAA, AA and A for Fitch Ratings Ltd. ("Fitch")). No more than 25% of the Portfolio's assets will be invested in municipal securities that, at the time of purchase, are rated in the lowest quarter of the investment grade spectrum (e.g., rated Baa3 to Baa1 (by Moody's) or BBB- to BBB+ (by S&P or Fitch), or an equivalent rating assigned by another nationally recognized statistical rating organization, or that are unrated but have been determined by the Advisor to be of comparable quality). The fixed income securities in which the Short-Term Municipal Bond Portfolio invests are considered investment grade at the time of purchase.

The Short-Term Municipal Bond Portfolio may (1) purchase certain municipal securities that are insured, (2) invest in municipal securities secured by mortgages on single-family homes and multi-family projects, (3) invest in pre-refunded municipal securities, (4) purchase tax-exempt municipal securities on a "when-issued" basis, and (5) use fixed income related futures and options contracts, credit default swaps, interest rate swaps and other types of derivatives to hedge against changes in interest rates. The Portfolio may also purchase or sell futures contracts and options on futures contracts, to adjust market exposure based on actual or expected cash inflows to or outflows from the Portfolio. The Portfolio does not intend to sell futures contracts to establish short positions in individual securities or to use derivatives for purposes of speculation or leveraging investment returns.

Principal Risks

Because the value of your investment in the Portfolio will fluctuate, there is the risk that you will lose money. An investment in the Portfolio is not a deposit of a bank and is not insured or guaranteed by the Federal Deposit Insurance Corporation or any other government agency. The following is a description of principal risks of investing in the Portfolio.

Market Risk: Even a long-term investment approach cannot guarantee a profit. Economic, political, and issuer-specific events will cause the value of securities, and the Short-Term Municipal Bond Portfolio that owns them, to rise or fall.

Interest Rate Risk: Fixed income securities are subject to interest rate risk because the prices of fixed income securities tend to move in the opposite direction of interest rates. When interest rates rise, fixed income security prices fall. When interest rates fall, fixed income security prices rise. In general, fixed income securities with longer maturities are more sensitive to changes in interest rates.

Credit Risk: Credit risk is the risk that the issuer of a security, including a governmental entity, may be unable to make interest payments and/or repay principal when due. A downgrade to an issuer's credit rating or a perceived

change in an issuer's financial strength may affect a security's value, and thus, impact the Short-Term Municipal Bond Portfolio's performance. The ability of a municipal securities issuer to make payments could be affected by litigation, legislation or other political events or the bankruptcy of the issuer.

Income Risk: Income risk is the risk that falling interest rates will cause the Short-Term Municipal Bond Portfolio's income to decline because, among other reasons, the proceeds from maturing short-term securities in its portfolio may be reinvested in lower-yielding securities.

Tax Liability Risk: Tax liability risk is the risk that distributions by the Short-Term Municipal Bond Portfolio become taxable to shareholders due to noncompliant conduct by a municipal bond issuer, unfavorable changes in federal or state tax laws, or adverse interpretations of tax laws by the Internal Revenue Service or state tax authorities or other factors. Such adverse interpretations or actions could cause interest from a security to become taxable, possibly retroactively, subjecting shareholders to increased tax liability. In addition, such adverse interpretations or actions could cause the value of a security, and therefore, the value of the Portfolio's shares, to decline.

Derivatives Risk: Derivatives are instruments, such as futures contracts, and options thereon, whose value is derived from that of other assets, rates or indices. Hedging with derivatives may increase expenses, and there is no guarantee that a hedging strategy will work. While hedging can reduce or eliminate losses, it can also reduce or eliminate gains or cause losses if the market moves in a manner different from that anticipated by the Short-Term Municipal Bond Portfolio or if the cost of the derivative outweighs the benefit of the hedge. The use of derivatives for non-hedging purposes may be considered to carry more risk than other types of investments. When the Short-Term Municipal Bond Portfolio uses derivatives, the Portfolio will be directly exposed to the risks of those derivatives. Derivative instruments are subject to a number of risks including counterparty, liquidity, interest rate, market, credit and management risks, as well as the risk of improper valuation. Changes in the value of a derivative may not correlate perfectly with the underlying asset, rate or index, and the Portfolio could lose more than the principal amount invested. Additionally, payments made or received by the Short-Term Municipal Bond Portfolio under such derivatives may increase the amount of distributions taxable to you as ordinary income, increase or decrease the amount of capital gain distributions to you and/or decrease the amount available for distribution to you as exempt-interest dividends.

Liquidity Risk: Liquidity risk exists when particular portfolio investments are difficult to purchase or sell. To the extent that the Short-Term Municipal Bond Portfolio holds illiquid investments, the Portfolio's performance may be reduced due to an inability to sell the investments at opportune prices or times. Liquid portfolio investments may become illiquid or less liquid after purchase by the Short-Term Municipal Bond Portfolio due to low trading volume, adverse investor perceptions and/or other market developments. Liquidity risk includes the risk that the Short-Term Municipal Bond Portfolio will experience significant net redemptions at a time when it cannot find willing buyers for its portfolio securities or can only sell its portfolio securities at a material loss. Liquidity risk can be more pronounced in periods of market turmoil.

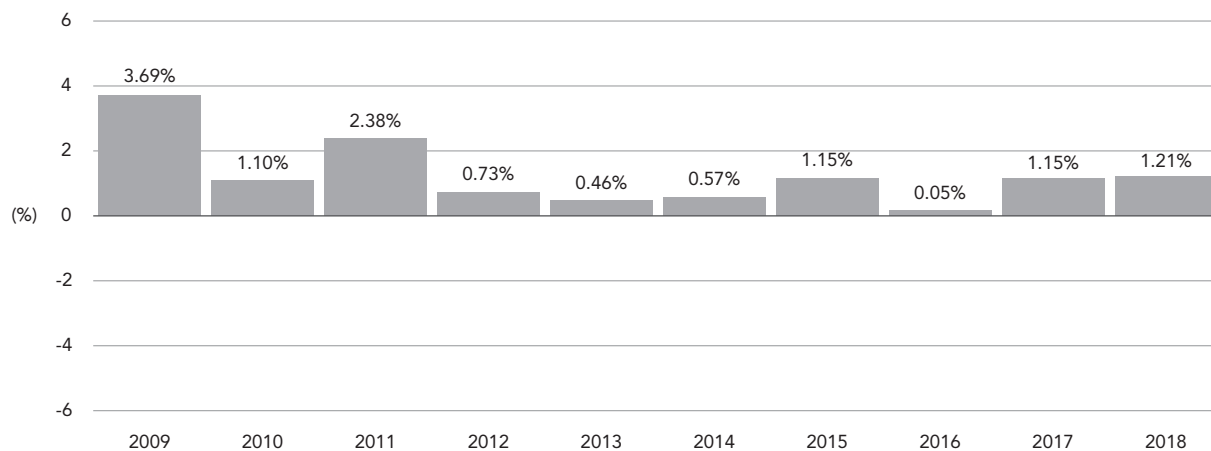
Cyber Security Risk: The Short-Term Municipal Bond Portfolio's and its service providers' use of internet, technology and information systems may expose the Portfolio to potential risks linked to cyber security breaches of those technological or information systems. Cyber security breaches, amongst other things, could allow an unauthorized party to gain access to proprietary information, customer data, or fund assets, or cause the Portfolio and/or its service providers to suffer data corruption or lose operational functionality.

Performance

The bar chart and table immediately following illustrate the variability of the Short-Term Municipal Bond Portfolio's returns and are meant to provide some indication of the risks of investing in the Portfolio. The bar chart shows the changes in the Portfolio's performance from year to year. The table illustrates how annualized one year, five year and ten year returns, both before and after taxes, compare with those of a broad measure of market performance. The Portfolio's past performance (before and after taxes) is not an indication of future results. Updated performance information for the Portfolio can be obtained by visiting <http://us.dimensions.com>.

The after-tax returns presented in the table for the Short-Term Municipal Bond Portfolio are calculated using the historical highest individual federal marginal income tax rates and do not reflect the impact of state and local taxes. Actual after-tax returns depend on an investor's tax situation and may differ from those shown in the table. In addition, the after-tax returns shown are not relevant to investors who hold shares of the Portfolio through tax-advantaged arrangements, such as 401(k) plans or individual retirement accounts.

DFA Short-Term Municipal Bond Portfolio Institutional Class Shares—Total Returns



January 2009-December 2018

Highest Quarter
1.40% (7/09–9/09)

Lowest Quarter
-0.94% (10/16–12/16)

Annualized Returns (%)

Periods ending December 31, 2018

	1 Year	5 Years	10 Years
DFA Short-Term Municipal Bond Portfolio			
Return Before Taxes	1.21%	0.82%	1.24%
Return After Taxes on Distributions	1.21%	0.82%	1.24%
Return After Taxes on Distributions and Sale of Portfolio Shares	1.17%	0.86%	1.24%
ICE BofAML 1-3 Year US Municipal Securities Index*			
(reflects no deduction for fees, expenses, or taxes)	1.76%	0.91%	1.45%

* ICE BofAML index data copyright 2018 ICE Data Indices, LLC.

Investment Advisor/Portfolio Management

Dimensional Fund Advisors LP serves as the investment advisor for the Short-Term Municipal Bond Portfolio. The following individuals are responsible for coordinating the day to day management of the Short-Term Municipal Bond Portfolio:

- **David A. Plecha**, Senior Portfolio Manager and Vice President of the Advisor, has been a portfolio manager of the Portfolio since inception (2002).
- **Joseph F. Kolerich**, Senior Portfolio Manager and Vice President of the Advisor, has been a portfolio manager of the Portfolio since 2012.
- **Travis A. Meldau**, Portfolio Manager and Vice President of the Advisor, has been a portfolio manager of the Portfolio since 2015.

Purchase and Redemption of Fund Shares

Investors may purchase or redeem shares of the Short-Term Municipal Bond Portfolio on each day that the NYSE is scheduled to be open for business by first contacting the Portfolio's transfer agent at (888) 576-1167. Shareholders that invest in the Portfolio through a financial intermediary should contact their financial intermediary regarding purchase and redemption procedures. The Portfolio generally is available for investment only by institutional clients, clients of registered investment advisors, clients of financial institutions and a limited number of certain other investors as approved from time to time by the Advisor. All investments are subject to approval of the Advisor.

Tax Information

The distributions you receive from the Short-Term Municipal Bond Portfolio primarily are exempt from regular federal income tax. A portion of these distributions, however, may be subject to the federal alternative minimum tax and state and local taxes. The Portfolio may also make distributions that generally are taxable to you as ordinary income or capital gains.

Payments to Financial Intermediaries

If you purchase the Portfolio through a broker-dealer or other financial intermediary (such as a bank), the Portfolio and its related companies may pay the intermediary for the sale of the Portfolio shares and/or related services. These payments may create a conflict of interest by influencing the financial intermediary to recommend the Portfolio over another investment. Ask your financial advisor or visit your financial intermediary's website for more information.

DFA Intermediate-Term Municipal Bond Portfolio

Investment Objective

The investment objective of the DFA Intermediate-Term Municipal Bond Portfolio (the "Intermediate-Term Municipal Bond Portfolio") is to seek to provide current income that is exempt from federal personal income tax.

Fees and Expenses of the Portfolio

This table describes the fees and expenses you may pay if you buy and hold shares of the Intermediate-Term Municipal Bond Portfolio.

Shareholder Fees (fees paid directly from your investment): None

Annual Fund Operating Expenses (expenses that you pay each year as a percentage of the value of your investment)

Management Fee	0.20%
Other Expenses	0.02%
Total Annual Fund Operating Expenses	0.22%

EXAMPLE

This Example is meant to help you compare the cost of investing in the Intermediate-Term Municipal Bond Portfolio with the cost of investing in other mutual funds. The Example assumes that you invest \$10,000 in the Portfolio for the time periods indicated. The Example also assumes that your investment has a 5% return each year and that the Portfolio's operating expenses remain the same. Although your actual costs may be higher or lower, based on these assumptions, your costs would be:

1 Year	3 Years	5 Years	10 Years
\$23	\$71	\$124	\$280

PORTFOLIO TURNOVER

The Intermediate-Term Municipal Bond Portfolio pays transaction costs, such as commissions, when it buys and sells securities (or "turns over" its portfolio). A higher portfolio turnover may indicate higher transaction costs and may result in higher taxes when Portfolio shares are held in a taxable account. These costs, which are not reflected in Annual Fund Operating Expenses or in the Example, affect the Intermediate-Term Municipal Bond Portfolio's performance. During the most recent fiscal year, the Intermediate-Term Municipal Bond Portfolio's portfolio turnover rate was 6% of the average value of its investment portfolio.

Principal Investment Strategies

The Intermediate-Term Municipal Bond Portfolio seeks its investment objective by investing primarily in a universe of investment grade municipal securities, the interest on which is exempt from regular federal income tax. Municipal securities include bonds, notes, commercial paper and other instruments (including participation interests in such securities) issued by or on behalf of the states, territories and possessions of the United States (including the District of Columbia) and their political subdivisions, agencies and instrumentalities. The interest on the municipal securities purchased by the Portfolio, in the opinion of bond counsel for the issuers and under current tax law, is exempt from federal income tax (i.e., excludable from gross income for individuals for federal

income tax purposes but not necessarily exempt from state or local taxes). As a fundamental investment policy, under normal market conditions, the Portfolio will invest at least 80% of its net assets in municipal securities that pay interest exempt from federal income tax. The Portfolio does not currently intend to invest its assets in municipal securities whose interest is subject to the federal alternative minimum tax.

Generally, the Intermediate-Term Municipal Bond Portfolio will acquire obligations that mature more than three years from the date of settlement. Under normal circumstances, the Portfolio will generally maintain a weighted average duration of no more than one half year greater than, and no less than one year below, the weighted average duration of the Portfolio's benchmark, the S&P Intermediate Term National AMT-Free Municipal Bond Index, which was approximately 4.71 years as of December 31, 2018. From time to time, the Portfolio may deviate from this duration range when the Advisor determines it to be appropriate under the circumstances. In any event, the Portfolio will maintain a dollar-weighted average portfolio maturity of more than three years but less than ten years. If a security has been redeemed by the issuer at a date prior to the stated final maturity date for the purposes of the above maturity restriction, the early redemption date shall be considered the maturity date regardless of the stated final maturity.

At least 75% of the assets of the Intermediate-Term Municipal Bond Portfolio will be invested in municipal securities that, at the time of purchase, are rated in the top three credit-rating categories (e.g., Aaa, Aa and A for Moody's Investor's Service, Inc. ("Moody's") or AAA, AA and A for S&P Global Ratings ("S&P") or AAA, AA and A for Fitch Ratings Ltd. ("Fitch")). No more than 25% of the Portfolio's assets will be invested in municipal securities that, at the time of purchase, are rated in the lowest quarter of the investment grade spectrum (e.g, rated Baa3 to Baa1 (by Moody's) or BBB- to BBB+ (by S&P or Fitch), or an equivalent rating assigned by another nationally recognized statistical rating organization, or that are unrated but have been determined by Dimensional Fund Advisors LP (the "Advisor") to be of comparable quality). The fixed income securities in which the Intermediate-Term Municipal Bond Portfolio invests are considered investment grade at the time of purchase.

The Intermediate-Term Municipal Bond Portfolio may (1) purchase certain municipal securities that are insured, (2) invest in municipal securities secured by mortgages on single-family homes and multi-family projects, (3) invest in pre-refunded municipal securities, (4) purchase tax-exempt municipal securities on a "when-issued" basis, and (5) use fixed income related futures and options contracts, credit default swaps, interest rate swaps and other types of derivatives to hedge against changes in interest rates. The Portfolio may also purchase or sell futures contracts and options on futures contracts, to adjust market exposure based on actual or expected cash inflows to or outflows from the Portfolio. The Portfolio does not intend to sell futures contracts to establish short positions in individual securities or to use derivatives for purposes of speculation or leveraging investment returns.

Principal Risks

Because the value of your investment in the Portfolio will fluctuate, there is the risk that you will lose money. An investment in the Portfolio is not a deposit of a bank and is not insured or guaranteed by the Federal Deposit Insurance Corporation or any other government agency. The following is a description of principal risks of investing in the Portfolio.

Market Risk: Even a long-term investment approach cannot guarantee a profit. Economic, political, and issuer-specific events will cause the value of securities, and the Intermediate-Term Municipal Bond Portfolio that owns them, to rise or fall.

Interest Rate Risk: Fixed income securities are subject to interest rate risk because the prices of fixed income securities tend to move in the opposite direction of interest rates. When interest rates rise, fixed income security prices fall. When interest rates fall, fixed income security prices rise. In general, fixed income securities with longer maturities are more sensitive to changes in interest rates.

Credit Risk: Credit risk is the risk that the issuer of a security, including a governmental entity, may be unable to make interest payments and/or repay principal when due. A downgrade to an issuer's credit rating or a perceived change in an issuer's financial strength may affect a security's value, and thus, impact the Intermediate-Term

Municipal Bond Portfolio's performance. The ability of a municipal securities issuer to make payments could be affected by litigation, legislation or other political events or the bankruptcy of the issuer.

Income Risk: Income risk is the risk that falling interest rates will cause the Intermediate-Term Municipal Bond Portfolio's income to decline because, among other reasons, the proceeds from maturing short-term securities in its portfolio may be reinvested in lower-yielding securities.

Tax Liability Risk: Tax liability risk is the risk that distributions by the Intermediate-Term Municipal Bond Portfolio become taxable to shareholders due to noncompliant conduct by a municipal bond issuer, unfavorable changes in federal or state tax laws, or adverse interpretations of tax laws by the Internal Revenue Service or state tax authorities or other factors. Such adverse interpretations or actions could cause interest from a security to become taxable, possibly retroactively, subjecting shareholders to increased tax liability. In addition, such adverse interpretations or actions could cause the value of a security, and therefore, the value of the Portfolio's shares, to decline.

Derivatives Risk: Derivatives are instruments, such as futures contracts, and options thereon, whose value is derived from that of other assets, rates or indices. Derivatives can be used for hedging (attempting to reduce risk by offsetting one investment position with another) or non-hedging purposes. Hedging with derivatives may increase expenses, and there is no guarantee that a hedging strategy will work. While hedging can reduce or eliminate losses, it can also reduce or eliminate gains or cause losses if the market moves in a manner different from that anticipated by the Portfolio or if the cost of the derivative outweighs the benefit of the hedge. The use of derivatives for non-hedging purposes may be considered to carry more risk than other types of investments. When the Intermediate-Term Municipal Bond Portfolio uses derivatives, the Portfolio will be directly exposed to the risks of those derivatives. Derivative securities are subject to a number of risks including counterparty, liquidity, interest rate, market, credit and management risks, as well as the risk of improper valuation. Changes in the value of a derivative may not correlate perfectly with the underlying asset, rate or index, and the Portfolio could lose more than the principal amount invested. Additionally, payments made or received by the Intermediate-Term Municipal Bond Portfolio under such derivatives may increase the amount of distributions taxable to you as ordinary income, increase or decrease the amount of capital gain distributions to you and/or decrease the amount available for distribution to you as exempt-interest dividends.

Liquidity Risk: Liquidity risk exists when particular portfolio investments are difficult to purchase or sell. To the extent that the Intermediate-Term Municipal Bond Portfolio holds illiquid investments, the Portfolio's performance may be reduced due to an inability to sell the investments at opportune prices or times. Liquid portfolio investments may become illiquid or less liquid after purchase by the Intermediate-Term Municipal Bond Portfolio due to low trading volume, adverse investor perceptions and/or other market developments. Liquidity risk includes the risk that the Intermediate-Term Municipal Bond Portfolio will experience significant net redemptions at a time when it cannot find willing buyers for its portfolio securities or can only sell its portfolio securities at a material loss. Liquidity risk can be more pronounced in periods of market turmoil.

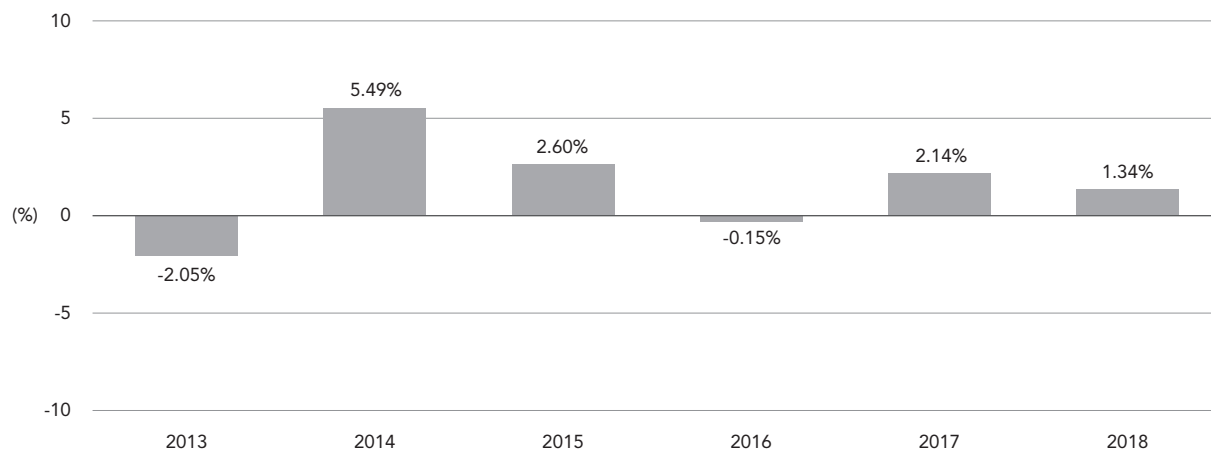
Cyber Security Risk: The Intermediate-Term Municipal Bond Portfolio's and its service providers' use of internet, technology and information systems may expose the Portfolio to potential risks linked to cyber security breaches of those technological or information systems. Cyber security breaches, amongst other things, could allow an unauthorized party to gain access to proprietary information, customer data, or fund assets, or cause the Portfolio and/or its service providers to suffer data corruption or lose operational functionality.

Performance

The bar chart and table immediately following illustrate the variability of the Intermediate-Term Municipal Bond Portfolio's returns and are meant to provide some indication of the risks of investing in the Portfolio. The bar chart shows the changes in the Portfolio's performance from year to year. The table illustrates how annualized one year, five year and since inception returns, both before and after taxes, compare with those of a broad measure of market performance. The Portfolio's past performance (before and after taxes) is not an indication of future results. Updated performance information for the Portfolio can be obtained by visiting <http://us.dimensions.com>.

The after-tax returns presented in the table for the Intermediate-Term Municipal Bond Portfolio are calculated using the historical highest individual federal marginal income tax rates and do not reflect the impact of state and local taxes. Actual after-tax returns depend on an investor's tax situation and may differ from those shown in the table. In addition, the after-tax returns shown are not relevant to investors who hold shares of the Portfolio through tax-advantaged arrangements, such as 401(k) plans or individual retirement accounts.

DFA Intermediate-Term Municipal Bond Portfolio—Total Returns



January 2013-December 2018

Highest Quarter
1.96% (1/14–3/14)

Lowest Quarter
-2.96% (4/13–6/13)

Annualized Returns (%)

Periods ending December 31, 2018

	1 Year	5 Years	Since 3/1/12 Inception
DFA Intermediate-Term Municipal Bond Portfolio			
Return Before Taxes	1.34%	2.27%	1.51%
Return After Taxes on Distributions	1.34%	2.27%	1.51%
Return After Taxes on Distributions and Sale of Portfolio Shares	1.41%	2.09%	1.48%
S&P Intermediate Term National AMT-Free Municipal Bond Index			
(reflects no deduction for fees, expenses, or taxes on sales)	1.34%	2.94%	2.31%

Investment Advisor/Portfolio Management

Dimensional Fund Advisors LP serves as the investment advisor for the Intermediate-Term Municipal Bond Portfolio. The following individuals are responsible for coordinating the day-to-day management of the Intermediate-Term Municipal Bond Portfolio:

- **David A. Plecha**, Senior Portfolio Manager and Vice President of the Advisor, has been a portfolio manager of the Portfolio since inception (2012).
- **Joseph F. Kolerich**, Senior Portfolio Manager and Vice President of the Advisor, has been a portfolio manager of the Portfolio since inception (2012).
- **Travis A. Meldau**, Portfolio Manager and Vice President of the Advisor, has been a portfolio manager of the Portfolio since 2015.

Purchase and Redemption of Fund Shares

Investors may purchase or redeem shares of the Intermediate-Term Municipal Bond Portfolio on each day that the NYSE is scheduled to be open for business by first contacting the Portfolio's transfer agent at (888) 576-1167. Shareholders that invest in the Portfolio through a financial intermediary should contact their financial intermediary regarding purchase and redemption procedures. The Portfolio generally is available for investment only by institutional clients, clients of registered investment advisors, clients of financial institutions and a limited number of certain other investors as approved from time to time by the Advisor. All investments are subject to approval of the Advisor.

Tax Information

The distributions you receive from the Intermediate-Term Municipal Bond Portfolio primarily are exempt from regular federal income tax. A portion of these distributions, however, may be subject to the federal alternative minimum tax and state and local taxes. The Portfolio may also make distributions that generally are taxable to you as ordinary income or capital gains.

Payments to Financial Intermediaries

If you purchase the Portfolio through a broker-dealer or other financial intermediary (such as a bank), the Portfolio and its related companies may pay the intermediary for the sale of the Portfolio shares and/or related services. These payments may create a conflict of interest by influencing the financial intermediary to recommend the Portfolio over another investment. Ask your financial advisor or visit your financial intermediary's website for more information.

DFA California Short-Term Municipal Bond Portfolio

Investment Objective

The investment objective of the DFA California Short-Term Municipal Bond Portfolio (the "California Short-Term Municipal Bond Portfolio") is to seek to provide current income that is expected to be exempt from federal personal income taxes and California state personal income taxes.

Fees and Expenses of the Portfolio

This table describes the fees and expenses you may pay if you buy and hold shares of the California Short-Term Municipal Bond Portfolio.

Shareholder Fees (fees paid directly from your investment): None

Annual Fund Operating Expenses (expenses that you pay each year as a percentage of the value of your investment)

Management Fee	0.20%
Other Expenses	0.02%
Total Annual Fund Operating Expenses	0.22%

EXAMPLE

This Example is meant to help you compare the cost of investing in the California Short-Term Municipal Bond Portfolio with the cost of investing in other mutual funds. The Example assumes that you invest \$10,000 in the Portfolio for the time periods indicated. The Example also assumes that your investment has a 5% return each year and that the Portfolio's operating expenses remain the same. Although your actual costs may be higher or lower, based on these assumptions your costs would be:

1 Year	3 Years	5 Years	10 Years
\$23	\$71	\$124	\$280

PORTFOLIO TURNOVER

The California Short-Term Municipal Bond Portfolio pays transaction costs, such as commissions, when it buys and sells securities (or "turns over" its portfolio). A higher portfolio turnover may indicate higher transaction costs and may result in higher taxes when Portfolio shares are held in a taxable account. These costs, which are not reflected in Annual Fund Operating Expenses or in the Example, affect the California Short-Term Municipal Bond Portfolio's performance. During the most recent fiscal year, the California Short-Term Municipal Bond Portfolio's portfolio turnover rate was 39% of the average value of its investment portfolio.

Principal Investment Strategies

The California Short-Term Municipal Bond Portfolio seeks its investment objective by investing primarily in a universe of municipal securities issued by or on behalf of California state or local governments and their agencies, instrumentalities and regional governmental authorities, the interest on which is exempt from regular federal income tax and the state personal income tax of California. The Portfolio may also invest a portion of its assets in municipal securities issued by U.S. territories that are exempt from state taxation under federal law. Municipal securities in which the Portfolio may invest include, among others, revenue bonds, general obligation bonds,

industrial development bonds, municipal lease obligations, commercial paper, variable rate demand obligations and other instruments (including participation interests in such securities). The Portfolio intends to invest in municipal securities that in the opinion of bond counsel for the issuers and under current tax law provide interest that is exempt from California and federal personal income taxes. As a fundamental investment policy, under normal market conditions, the Portfolio will invest at least 80% of its net assets in municipal securities that pay interest exempt from federal personal income tax and the California state personal income taxes. The Portfolio does not currently intend to invest its assets in municipal securities whose interest is subject to the federal alternative minimum tax.

Generally, the Portfolio will acquire obligations that mature within three years from the date of settlement, but substantial investments may be made in obligations maturing up to ten years from the date of settlement when greater expected returns are available, and in variable rate demand notes with longer maturities. Under normal circumstances, the Portfolio will maintain a dollar-weighted average portfolio maturity of three years or less. In making purchase decisions, if the expected term premium is greater for longer-term securities in the eligible maturity range, Dimensional Fund Advisors LP (the "Advisor") will focus investment in that longer-term area, otherwise, the portfolio will focus investment in the shorter-term area of the eligible maturity range. The Portfolio intends to maintain a dollar-weighted average credit quality equal to or better than the lower of: (i) a credit quality rating of AA by S&P Global Ratings ("S&P") or Aa2 by Moody's Investor's Services, Inc. ("Moody's") or AA by Fitch Ratings Ltd. or (ii) the credit quality of general obligation bonds issued by the state of California. For purposes of the above policy on dollar-weighted average credit quality, unrated securities may be included if such securities have been determined by the Advisor to be of comparable quality. If a security has been redeemed by the issuer at a date prior to the stated final maturity date for the purposes of the above maturity restriction, the early redemption date shall be considered the maturity date regardless of the stated final maturity.

Municipal securities are often issued to obtain funds for various public purposes, including the construction of a wide range of public facilities, such as bridges, highways, housing, hospitals, mass transportation facilities, schools, streets and public utilities, such as water and sewer works. Municipal securities include municipal leases, certificates of participation, municipal obligation components and municipal custody receipts. The Portfolio may invest more than 25% of its assets in municipal securities issued to finance projects in a particular segment of the bond market including, but not limited to, health care, housing, education, utilities, and transportation. The Portfolio also may invest more than 25% of its assets in industrial development bonds.

The California Short-Term Municipal Bond Portfolio may (1) purchase certain municipal securities that are insured, (2) invest in municipal securities secured by mortgages on single-family homes and multi-family projects, (3) invest in pre-refunded municipal securities, (4) purchase tax-exempt municipal securities on a "when-issued" basis and (5) use fixed income related futures and options contracts, credit default swaps, interest rate swaps and other types of derivatives to hedge against changes in interest rates. The Portfolio may also purchase or sell futures contracts and options on futures contracts, to adjust market exposure based on actual or expected cash inflows to or outflows from the Portfolio. The Portfolio does not intend to sell futures contracts to establish short positions in individual securities or to use derivatives for purposes of speculation or leveraging investment returns.

Although the Portfolio attempts to invest all of its assets in tax-exempt securities, it is possible, although not anticipated, that a portion of its assets may be invested in securities that pay taxable interest, including interest that may be subject to the federal alternative minimum tax. These investments could generate taxable income for shareholders.

The California Short-Term Municipal Bond Portfolio is primarily designed for investment by California taxpayers.

Principal Risks

Because the value of your investment in the Portfolio will fluctuate, there is the risk that you will lose money. An investment in the Portfolio is not a deposit of a bank and is not insured or guaranteed by the Federal Deposit Insurance Corporation or any other government agency. The following is a description of principal risks of investing in the Portfolio.

Market Risk: Even a long-term investment approach cannot guarantee a profit. Economic, political, and issuer-specific events will cause the value of securities, and the California Short-Term Municipal Bond Portfolio that owns them, to rise or fall.

Interest Rate Risk: Fixed income securities are subject to interest rate risk because the prices of fixed income securities tend to move in the opposite direction of interest rates. When interest rates rise, fixed income security prices fall. When interest rates fall, fixed income security prices rise. In general, fixed income securities with longer maturities are more sensitive to changes in interest rates.

Credit Risk: Credit risk is the risk that the issuer of a security, including a governmental entity, may be unable to make interest payments and/or repay principal when due. A downgrade to an issuer's credit rating or a perceived change in an issuer's financial strength may affect a security's value, and thus, impact the California Short-Term Municipal Bond Portfolio's performance. The ability of a municipal securities issuer to make payments could be affected by litigation, legislation or other political events or the bankruptcy of the issuer. Credit risk is greater for fixed income securities with ratings below investment grade (e.g., BB+ or below by S&P or Ba1 or below by Moody's). Fixed income securities that are below investment grade involve high credit risk and are considered speculative. Below investment grade fixed income securities may also fluctuate in value more than higher quality fixed income securities and, during periods of market volatility, may be more difficult to sell at the time and price the Portfolio desires.

Income Risk: Income risk is the risk that falling interest rates will cause the California Short-Term Municipal Bond Portfolio's income to decline because, among other reasons, the proceeds from maturing short-term securities in its portfolio may be reinvested in lower-yielding securities.

Tax Liability Risk: Tax liability risk is the risk that distributions by the California Short-Term Municipal Bond Portfolio become taxable to shareholders due to noncompliant conduct by a municipal bond issuer, unfavorable changes in federal or state tax laws, or adverse interpretations of tax laws by the Internal Revenue Service or state tax authorities or other factors. Such adverse interpretations or actions could cause interest from a security to become taxable, possibly retroactively, subjecting shareholders to increased tax liability. In addition, such adverse interpretations or actions could cause the value of a security, and therefore, the value of the Portfolio's shares, to decline.

State-Specific Risk: Because the California Short-Term Municipal Bond Portfolio focuses its investments primarily in California municipal securities, the value of the Portfolio's investments will be highly sensitive to events affecting the fiscal stability of the State of California and its agencies, municipalities, authorities and other instrumentalities that issue securities. Having a significant percentage of its assets invested in the securities of fewer issuers, particularly obligations of government issuers of a single state, could result in greater credit risk exposure to a smaller number of issuers due to economic, regulatory or political problems in California. These issues may include economic or political policy changes, tax base erosion, unfunded pension and healthcare liabilities, state constitutional limits on tax increases, budget deficits and other financial difficulties, and changes in the credit ratings assigned to municipal issuers of California. Also, to the extent that the Portfolio makes significant investments in securities issued to finance projects in a particular segment of the California municipal securities market such focused investment may cause the value of the Portfolio's shares to change more than the value of shares of funds that invest more broadly. These risks are disclosed in more detail in the Portfolio's Statement of Additional Information.

Derivatives Risk: Derivatives are instruments, such as futures contracts, and options thereon, whose value is derived from that of other assets, rates or indices. Derivatives can be used for hedging (attempting to reduce risk

by offsetting one investment position with another) or non-hedging purposes. Hedging with derivatives may increase expenses, and there is no guarantee that a hedging strategy will work. While hedging can reduce or eliminate losses, it can also reduce or eliminate gains or cause losses if the market moves in a manner different from that anticipated by the Portfolio or if the cost of the derivative outweighs the benefit of the hedge. The use of derivatives for non-hedging purposes may be considered to carry more risk than other types of investments. When the California Short-Term Municipal Bond Portfolio uses derivatives, the Portfolio will be directly exposed to the risks of those derivatives. Derivative instruments are subject to a number of risks including counterparty, liquidity, interest rate, market, credit and management risks, as well as the risk of improper valuation. Changes in the value of a derivative may not correlate perfectly with the underlying asset, rate or index, and the Portfolio could lose more than the principal amount invested. Additionally, payments made or received by the California Short-Term Municipal Bond Portfolio under such derivatives may increase the amount of distributions taxable to you as ordinary income, increase or decrease the amount of capital gain distributions to you and/or decrease the amount available for distribution to you as exempt-interest dividends.

Liquidity Risk: Liquidity risk exists when particular portfolio investments are difficult to purchase or sell. To the extent that the California Short-Term Municipal Bond Portfolio holds illiquid investments, the Portfolio's performance may be reduced due to an inability to sell the investments at opportune prices or times. Liquid portfolio investments may become illiquid or less liquid after purchase by the California Short-Term Municipal Bond Portfolio due to low trading volume, adverse investor perceptions and/or other market developments. Liquidity risk includes the risk that the California Short-Term Municipal Bond Portfolio will experience significant net redemptions at a time when it cannot find willing buyers for its portfolio securities or can only sell its portfolio securities at a material loss. Liquidity risk can be more pronounced in periods of market turmoil.

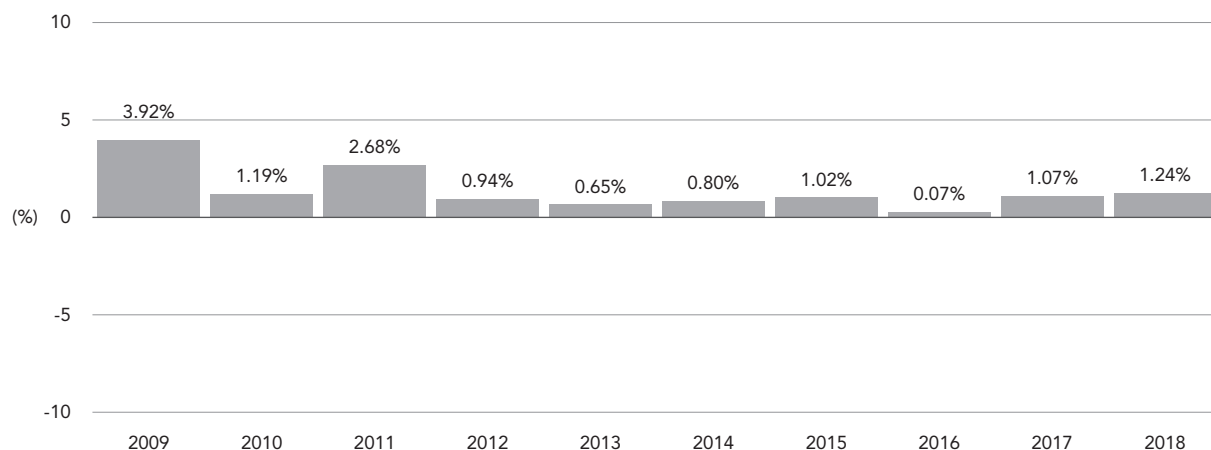
Cyber Security Risk: The California Short-Term Municipal Bond Portfolio's and its service providers' use of internet, technology and information systems may expose the Portfolio to potential risks linked to cyber security breaches of those technological or information systems. Cyber security breaches, amongst other things, could allow an unauthorized party to gain access to proprietary information, customer data, or fund assets, or cause the Portfolio and/or its service providers to suffer data corruption or lose operational functionality.

Performance

The bar chart and table immediately following illustrate the variability of the California Short-Term Municipal Bond Portfolio's returns and are meant to provide some indication of the risks of investing in the Portfolio. The bar chart shows the changes in the Portfolio's performance from year to year. The table illustrates how annualized one year, five year and ten year returns, both before and after taxes, compare with those of a broad measure of market performance. The Portfolio's past performance (before and after taxes) is not an indication of future results. Updated performance information for the Portfolio can be obtained by visiting <http://us.dimensions.com>.

The after-tax returns presented in the table for the California Short-Term Municipal Bond Portfolio are calculated using the historical highest individual federal marginal income tax rates and do not reflect the impact of state and local taxes. Actual after-tax returns depend on an investor's tax situation and may differ from those shown in the table. In addition, the after-tax returns shown are not relevant to investors who hold shares of the Portfolio through tax-advantaged arrangements, such as 401(k) plans or individual retirement accounts.

DFA California Short-Term Municipal Bond Portfolio Institutional Class Shares—Total Returns



January 2009-December 2018

Highest Quarter
1.82% (7/09–9/09)

Lowest Quarter
-0.95% (10/10–12/10)

Annualized Returns (%)

Periods ending December 31, 2018

	1 Year	5 Years	10 Years
DFA California Short-Term Municipal Bond Portfolio			
Return Before Taxes	1.24%	0.84%	1.35%
Return After Taxes on Distributions	1.24%	0.84%	1.35%
Return After Taxes on Distributions and Sale of Portfolio Shares	1.16%	0.85%	1.32%
ICE BofAML 1-3 Year California Including Puerto Rico Municipal Securities Index*			
(reflects no deduction for fees, expenses, or taxes)	1.70%	0.86%	1.44%

* ICE BofAML index data copyright 2018 ICE Data Indices, LLC.

Investment Advisor/Portfolio Management

Dimensional Fund Advisors LP serves as the investment advisor for the California Short-Term Municipal Bond Portfolio. The following individuals are responsible for coordinating the day to day management of the California Short-Term Municipal Bond Portfolio:

- **David A. Plecha**, Senior Portfolio Manager and Vice President of the Advisor, has been a portfolio manager of the Portfolio since inception (2007).
- **Joseph F. Kolerich**, Senior Portfolio Manager and Vice President of the Advisor, has been a portfolio manager of the Portfolio since 2012.
- **Travis A. Meldau**, Portfolio Manager and Vice President of the Advisor, has been a portfolio manager of the Portfolio since 2015.

Purchase and Redemption of Fund Shares

Investors may purchase or redeem shares of the California Short-Term Municipal Bond Portfolio on each day that the NYSE is scheduled to be open for business by first contacting the Portfolio's transfer agent at (888) 576-1167. Shareholders that invest in the Portfolio through a financial intermediary should contact their financial intermediary regarding purchase and redemption procedures. The Portfolio generally is available for investment only by institutional clients, clients of registered investment advisors, clients of financial institutions and a limited number of certain other investors as approved from time to time by the Advisor. All investments are subject to approval of the Advisor.

Tax Information

The distributions you receive from the California Short-Term Municipal Bond Portfolio primarily are exempt from regular federal and state income taxes for individual residents of California. A portion of these distributions, however, may be subject to the federal alternative minimum tax. The Portfolio may also make distributions that are taxable to you as ordinary income or capital gains.

Payments to Financial Intermediaries

If you purchase the Portfolio through a broker-dealer or other financial intermediary (such as a bank), the Portfolio and its related companies may pay the intermediary for the sale of the Portfolio shares and/or related services. These payments may create a conflict of interest by influencing the financial intermediary to recommend the Portfolio over another investment. Ask your financial advisor or visit your financial intermediary's website for more information.

DFA California Intermediate-Term Municipal Bond Portfolio

Investment Objective

The investment objective of the DFA California Intermediate-Term Municipal Bond Portfolio (the “California Intermediate-Term Municipal Bond Portfolio”) is to seek to provide current income that is expected to be exempt from federal personal income taxes and California state personal income taxes.

Fees and Expenses of the Portfolio

This table describes the fees and expenses you may pay if you buy and hold shares of the California Intermediate-Term Municipal Bond Portfolio.

Shareholder Fees (fees paid directly from your investment): None

Annual Fund Operating Expenses (expenses that you pay each year as a percentage of the value of your investment)

Management Fee	0.20%
Other Expenses	0.03%
Total Annual Fund Operating Expenses	0.23%

EXAMPLE

This Example is meant to help you compare the cost of investing in the California Intermediate-Term Municipal Bond Portfolio with the cost of investing in other mutual funds. The Example assumes that you invest \$10,000 in the Portfolio for the time periods indicated. The Example also assumes that your investment has a 5% return each year and that the Portfolio’s operating expenses remain the same. Although your actual costs may be higher or lower, based on these assumptions, your costs would be:

1 Year	3 Years	5 Years	10 Years
\$24	\$74	\$130	\$293

PORTFOLIO TURNOVER

The California Intermediate-Term Municipal Bond Portfolio pays transaction costs, such as commissions, when it buys and sells securities (or “turns over” its portfolio). A higher portfolio turnover may indicate higher transaction costs and may result in higher taxes when Portfolio shares are held in a taxable account. These costs, which are not reflected in Annual Fund Operating Expenses or in the Example, affect the Portfolio’s performance. During the most recent fiscal year, the California Intermediate-Term Municipal Bond Portfolio’s portfolio turnover rate was 7% of the average value of its investment portfolio.

Principal Investment Strategies

The California Intermediate-Term Municipal Bond Portfolio seeks its investment objective by investing primarily in a universe of municipal securities issued by or on behalf of California state or local governments and their agencies, instrumentalities and regional governmental authorities, the interest on which is exempt from regular federal income tax and the state personal income tax of California. The Portfolio may also invest a portion of its

assets in municipal securities issued by U.S. territories that are exempt from state taxation under federal law. Municipal securities in which the Portfolio may invest include, among others, revenue bonds, general obligation bonds, industrial development bonds, municipal lease obligations, commercial paper, variable rate demand obligations and other instruments (including participation interests in such securities). The Portfolio intends to invest in municipal securities that in the opinion of bond counsel for the issuers and under current tax law provide interest that is exempt from California and federal personal income taxes. As a fundamental investment policy, under normal market conditions, the Portfolio will invest at least 80% of its net assets in municipal securities that pay interest exempt from federal personal income tax and California state personal income taxes. The Portfolio does not currently intend to invest its assets in municipal securities whose interest is subject to the federal alternative minimum tax.

Generally, the Portfolio will acquire obligations that mature more than three years from the date of settlement. Under normal circumstances, the Portfolio will generally maintain a weighted average duration of no more than one half year greater than, and no less than one year below, the weighted average duration of the Portfolio's benchmark, the S&P California Intermediate Term AMT-Free Municipal Bond Index, which was approximately 4.39 years as of December 31, 2018. From time to time, the Portfolio may deviate from this duration range when the Advisor determines it to be appropriate under the circumstances. In any event, the Portfolio will maintain a dollar-weighted average portfolio maturity of more than three years but less than ten years. The Portfolio intends to maintain a dollar-weighted average credit quality equal to or better than the lower of: (i) a credit quality rating of AA by S&P or Aa2 by Moody's Investor's Services, Inc. ("Moody's") or AA by Fitch Ratings Ltd. or (ii) the credit quality of general obligation bonds issued by the state of California. For purposes of the above policy on dollar-weighted average credit quality, unrated securities may be included if such securities have been determined by Dimensional Fund Advisors LP (the "Advisor") to be of comparable quality. If a security has been redeemed by the issuer at a date prior to the stated final maturity date for the purposes of the above maturity restriction, the early redemption date shall be considered the maturity date regardless of the stated final maturity.

Municipal securities are often issued to obtain funds for various public purposes, including the construction of a wide range of public facilities, such as bridges, highways, housing, hospitals, mass transportation facilities, schools, streets and public utilities, such as water and sewer works. Municipal securities include municipal leases, certificates of participation, municipal obligation components and municipal custody receipts. The Portfolio may invest more than 25% of its assets in municipal securities issued to finance projects in a particular segment of the bond market including, but not limited to, health care, housing, education, utilities, and transportation. The Portfolio also may invest more than 25% of its assets in industrial development bonds.

The California Intermediate-Term Municipal Bond Portfolio may (1) purchase certain municipal securities that are insured, (2) invest in municipal securities secured by mortgages on single-family homes and multi-family projects, (3) invest in pre-refunded municipal securities, (4) purchase tax-exempt municipal securities on a "when-issued" basis and (5) use fixed income related futures and options contracts, credit default swaps, interest rate swaps and other types of derivatives to hedge against changes in interest rates. The Portfolio may also purchase or sell futures contracts and options on futures contracts, to adjust market exposure based on actual or expected cash inflows to or outflows from the Portfolio. The Portfolio does not intend to sell futures contracts to establish short positions in individual securities or to use derivatives for purposes of speculation or leveraging investment returns.

Although the Portfolio attempts to invest all of its assets in tax-exempt securities, it is possible, although not anticipated, that a portion of its assets may be invested in securities that pay taxable interest, including interest that may be subject to the federal alternative minimum tax. These investments could generate taxable income for shareholders.

The California Intermediate-Term Municipal Bond Portfolio is primarily designed for investment by California taxpayers.

Principal Risks

Because the value of your investment in the Portfolio will fluctuate, there is the risk that you will lose money. An investment in the Portfolio is not a deposit of a bank and is not insured or guaranteed by the Federal Deposit Insurance Corporation or any other government agency. The following is a description of principal risks of investing in the Portfolio.

Market Risk: Even a long-term investment approach cannot guarantee a profit. Economic, political, and issuer-specific events will cause the value of securities, and the Portfolio that owns them, to rise or fall.

Interest Rate Risk: Fixed income securities are subject to interest rate risk because the prices of fixed income securities tend to move in the opposite direction of interest rates. When interest rates rise, fixed income security prices fall. When interest rates fall, fixed income security prices rise. In general, fixed income securities with longer maturities are more sensitive to changes in interest rates.

Credit Risk: Credit risk is the risk that the issuer of a security, including a governmental entity, may be unable to make interest payments and/or repay principal when due. A downgrade to an issuer's credit rating or a perceived change in an issuer's financial strength may affect a security's value, and thus, impact the California Intermediate-Term Municipal Bond Portfolio's performance. The ability of a municipal securities issuer to make payments could be affected by litigation, legislation or other political events or the bankruptcy of the issuer. Credit risk is greater for fixed income securities with ratings below investment grade (e.g., BB+ or below by S&P or Ba1 or below by Moody's). Fixed income securities that are below investment grade involve high credit risk and are considered speculative. Below investment grade fixed income securities may also fluctuate in value more than higher quality fixed income securities and, during periods of market volatility, may be more difficult to sell at the time and price the Portfolio desires.

Income Risk: Income risk is the risk that falling interest rates will cause the California Intermediate-Term Municipal Bond Portfolio's income to decline because, among other reasons, the proceeds from maturing short-term securities in its portfolio may be reinvested in lower-yielding securities.

Tax Liability Risk: Tax liability risk is the risk that distributions by the California Intermediate-Term Municipal Bond Portfolio become taxable to shareholders due to noncompliant conduct by a municipal bond issuer, unfavorable changes in federal or state tax laws, or adverse interpretations of tax laws by the Internal Revenue Service or state tax authorities or other factors. Such adverse interpretations or actions could cause interest from a security to become taxable, possibly retroactively, subjecting shareholders to increased tax liability. In addition, such adverse interpretations or actions could cause the value of a security, and therefore, the value of the Portfolio's shares, to decline.

State-Specific Risk: Because the California Intermediate-Term Municipal Bond Portfolio focuses its investments primarily in California municipal securities, the value of the Portfolio's investments will be highly sensitive to events affecting the fiscal stability of the State of California and its agencies, municipalities, authorities and other instrumentalities that issue securities. Having a significant percentage of its assets invested in the securities of fewer issuers, particularly obligations of government issuers of a single state, could result in greater credit risk exposure to a smaller number of issuers due to economic, regulatory or political problems in California. These issues may include economic or political policy changes, tax base erosion, unfunded pension and healthcare liabilities, state constitutional limits on tax increases, budget deficits and other financial difficulties, and changes in the credit ratings assigned to municipal issuers of California. Also, to the extent that the Portfolio makes significant investments in securities issued to finance projects in a particular segment of the California municipal securities market such focused investment may cause the value of the Portfolio's shares to change more than the value of shares of funds that invest more broadly. These risks are disclosed in more detail in the Portfolio's Statement of Additional Information.

Derivatives Risk: Derivatives are instruments, such as futures contracts, and options thereon, whose value is derived from that of other assets, rates or indices. Derivatives can be used for hedging (attempting to reduce risk by offsetting one investment position with another) or non-hedging purposes. Hedging with derivatives may

increase expenses, and there is no guarantee that a hedging strategy will work. While hedging can reduce or eliminate losses, it can also reduce or eliminate gains or cause losses if the market moves in a manner different from that anticipated by the Portfolio or if the cost of the derivative outweighs the benefit of the hedge. The use of derivatives for non-hedging purposes may be considered to carry more risk than other types of investments. When the California Intermediate-Term Municipal Bond Portfolio uses derivatives, the Portfolio will be directly exposed to the risks of those derivatives. Derivative instruments are subject to a number of risks including counterparty, liquidity, interest rate, market, credit and management risks, as well as the risk of improper valuation. Changes in the value of a derivative may not correlate perfectly with the underlying asset, rate or index, and the Portfolio could lose more than the principal amount invested. Additionally, payments made or received by the California Intermediate-Term Municipal Bond Portfolio under such derivatives may increase the amount of distributions taxable to you as ordinary income, increase or decrease the amount of capital gain distributions to you and/or decrease the amount available for distribution to you as exempt-interest dividends.

Liquidity Risk: Liquidity risk exists when particular portfolio investments are difficult to purchase or sell. To the extent that the California Intermediate-Term Municipal Bond Portfolio holds illiquid investments, the Portfolio's performance may be reduced due to an inability to sell the investments at opportune prices or times. Liquid portfolio investments may become illiquid or less liquid after purchase by the California Intermediate-Term Municipal Bond Portfolio due to low trading volume, adverse investor perceptions and/or other market developments. Liquidity risk includes the risk that the California Intermediate-Term Municipal Bond Portfolio will experience significant net redemptions at a time when it cannot find willing buyers for its portfolio securities or can only sell its portfolio securities at a material loss. Liquidity risk can be more pronounced in periods of market turmoil.

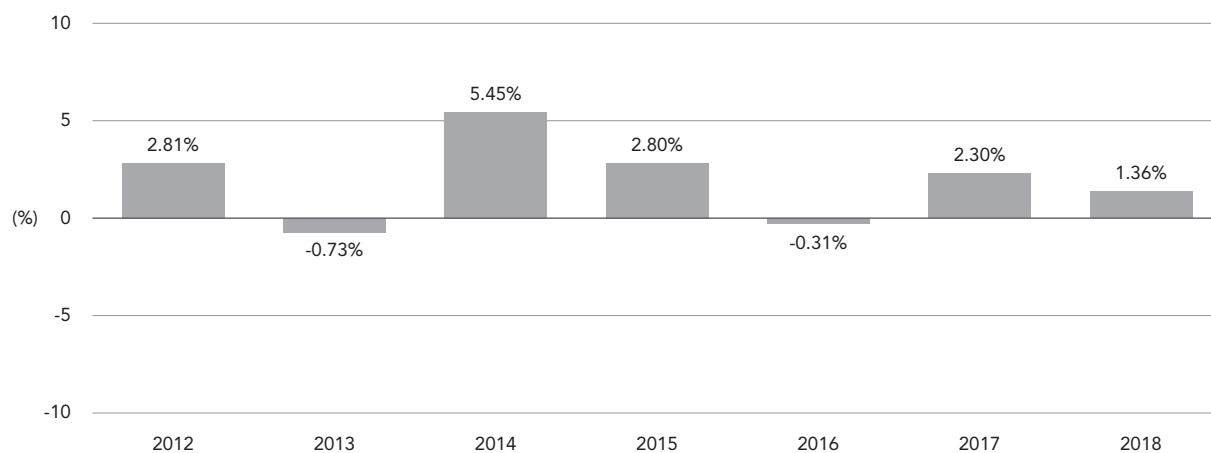
Cyber Security Risk: The California Intermediate-Term Municipal Bond Portfolio's and its service providers' use of internet, technology and information systems may expose the Portfolio to potential risks linked to cyber security breaches of those technological or information systems. Cyber security breaches, amongst other things, could allow an unauthorized party to gain access to proprietary information, customer data, or fund assets, or cause the Portfolio and/or its service providers to suffer data corruption or lose operational functionality.

Performance

The bar chart and table immediately following illustrate the variability of the California Intermediate-Term Municipal Bond Portfolio's returns and are meant to provide some indication of the risks of investing in the Portfolio. The bar chart shows the changes in the Portfolio's performance from year to year. The table illustrates how annualized one year, five year and since inception returns, both before and after taxes, compare with those of a broad measure of market performance. The Portfolio's past performance (before and after taxes) is not an indication of future results. Updated performance information for the Portfolio can be obtained by visiting <http://us.dimensional.com>.

The after-tax returns presented in the table for the California Intermediate-Term Municipal Bond Portfolio are calculated using the historical highest individual federal marginal income tax rates and do not reflect the impact of state and local taxes. Actual after-tax returns depend on an investor's tax situation and may differ from those shown in the table. In addition, the after-tax returns shown are not relevant to investors who hold shares of the Portfolio through tax-advantaged arrangements, such as 401(k) plans or individual retirement accounts.

DFA California Intermediate-Term Municipal Bond Portfolio Institutional Class Shares—Total Returns



January 2012-December 2018

Highest Quarter
2.33% (4/14–6/14)

Lowest Quarter
-2.40% (10/16–12/16)

Annualized Returns (%)

Periods ending December 31, 2018

	1 Year	5 Years	Since 11/29/11 Inception
DFA California Intermediate-Term Municipal Bond Portfolio			
Return Before Taxes	1.36%	2.30%	2.13%
Return After Taxes on Distributions	1.36%	2.30%	2.13%
Return After Taxes on Distributions and Sale of Portfolio Shares	1.40%	2.13%	1.99%
S&P Intermediate Term California AMT-Free Municipal Bond Index			
(reflects no deduction for fees, expenses, or taxes on sales)	1.39%	3.07%	3.08%

Investment Advisor/Portfolio Management

Dimensional Fund Advisors LP serves as the investment advisor for the California Intermediate-Term Municipal Bond Portfolio. The following individuals are responsible for coordinating the day-to-day management of the California Intermediate-Term Municipal Bond Portfolio:

- **David A. Plecha**, Senior Portfolio Manager and Vice President of the Advisor, has been a portfolio manager of the Portfolio since inception (2011).
- **Joseph F. Kolerich**, Senior Portfolio Manager and Vice President of the Advisor, has been a portfolio manager of the Portfolio since 2012.
- **Travis A. Meldau**, Portfolio Manager and Vice President of the Advisor, has been a portfolio manager of the Portfolio since 2015.

Purchase and Redemption of Fund Shares

Investors may purchase or redeem shares of the California Intermediate-Term Municipal Bond Portfolio on each day that the NYSE is scheduled to be open for business by first contacting the Portfolio's transfer agent at

(888) 576-1167. Shareholders that invest in the Portfolio through a financial intermediary should contact their financial intermediary regarding purchase and redemption procedures. The Portfolio generally is available for investment only by institutional clients, clients of registered investment advisors, clients of financial institutions and a limited number of certain other investors as approved from time to time by the Advisor. All investments are subject to approval of the Advisor.

Tax Information

The distributions you receive from the California Intermediate-Term Municipal Bond Portfolio primarily are exempt from regular federal and state income taxes for individual residents of California. A portion of these distributions, however, may be subject to the federal alternative minimum tax. The Portfolio may also make distributions that are taxable to you as ordinary income or capital gains.

Payments to Financial Intermediaries

If you purchase the Portfolio through a broker-dealer or other financial intermediary (such as a bank), the Portfolio and its related companies may pay the intermediary for the sale of the Portfolio shares and/or related services. These payments may create a conflict of interest by influencing the financial intermediary to recommend the Portfolio over another investment. Ask your financial advisor or visit your financial intermediary's website for more information.

DFA MN Municipal Bond Portfolio

Investment Objective

The investment objective of the DFA MN Municipal Bond Portfolio (the “MN Municipal Bond Portfolio”) is to seek to provide current income that is expected to be exempt from federal personal income taxes and Minnesota state personal income taxes.

Fees and Expenses of the Portfolio

This table describes the fees and expenses you may pay if you buy and hold shares of the MN Municipal Bond Portfolio.

Shareholder Fees (fees paid directly from your investment): None

Annual Fund Operating Expenses (expenses that you pay each year as a percentage of the value of your investment)

Management Fee	0.25%
Other Expenses	0.13%
Total Annual Fund Operating Expenses	0.38%
Fee Waiver and/or Expense Reimbursement*	0.06%
Total Annual Fund Operating Expenses After Fee Waiver and/or Expense Reimbursement	0.32%

* Dimensional Fund Advisors LP (the “Advisor”) has agreed to waive certain fees and in certain instances, assume certain expenses of the MN Municipal Bond Portfolio. The Fee Waiver and Expense Assumption Agreement for the Portfolio will remain in effect through February 28, 2020, and may only be terminated by the Fund’s Board of Directors prior to that date. Under certain circumstances, the Advisor retains the right to seek reimbursement for any fees previously waived and/or expenses previously assumed up to thirty-six months after such fee waiver and/or expense assumption.

EXAMPLE

This Example is meant to help you compare the cost of investing in the MN Municipal Bond Portfolio with the cost of investing in other mutual funds. The Example assumes that you invest \$10,000 in the Portfolio for the time periods indicated. The Example also assumes that your investment has a 5% return each year and that the Portfolio’s operating expenses remain the same. The costs for the Portfolio reflect the net expenses of the Portfolio that result from the contractual expense waiver in the first year only. Although your actual costs may be higher or lower, based on these assumptions, your costs would be:

1 Year	3 Years	5 Years	10 Years
\$33	\$116	\$207	\$475

PORTFOLIO TURNOVER

The MN Municipal Bond Portfolio pays transaction costs, such as commissions, when it buys and sells securities (or “turns over” its portfolio). A higher portfolio turnover may indicate higher transaction costs and may result in higher taxes when Portfolio shares are held in a taxable account. These costs, which are not reflected in Annual Fund Operating Expenses or in the Example, affect the MN Municipal Bond Portfolio’s performance. During the most recent fiscal year, the MN Municipal Bond Portfolio’s portfolio turnover rate was 14% of the average value of its investment portfolio.

Principal Investment Strategies

The MN Municipal Bond Portfolio seeks its investment objective by investing primarily in a universe of municipal securities issued by or on behalf of Minnesota state or local governments and their agencies, instrumentalities and regional governmental authorities, the interest on which is exempt from regular federal income tax and the state personal income tax of Minnesota. Municipal securities in which the Portfolio may invest include, among others, revenue bonds, general obligation bonds, industrial development bonds, municipal lease obligations, commercial paper, variable rate demand obligations and other instruments (including participation interests in such securities). The Portfolio invests in municipal and other fixed income securities that have an investment grade credit rating.

The MN Municipal Bond Portfolio intends to invest in municipal securities that in the opinion of bond counsel for the issuers and under current tax law provide interest that is exempt from Minnesota state and federal personal income taxes. The Portfolio is required, and intends, to derive at least 95% of its exempt-interest dividends from interest on Minnesota municipal securities in order for any of its income to be exempt from Minnesota state personal income tax. As a fundamental investment policy, under normal market conditions, the Portfolio will invest at least 80% of its net assets in municipal securities that pay interest exempt from federal personal income tax and the Minnesota state personal income tax. The Portfolio does not currently intend to invest its assets in municipal securities whose interest is subject to the federal alternative minimum tax.

Municipal securities are often issued to obtain funds for various public purposes, including the construction of a wide range of public facilities, such as bridges, highways, housing, hospitals, mass transportation facilities, schools, streets and public utilities, such as water and sewer works. Municipal securities include municipal leases, certificates of participation, municipal obligation components and municipal custody receipts. The Portfolio may invest more than 25% of its assets in municipal securities issued to finance projects in a particular segment of the bond market including, but not limited to, health care, housing, education, utilities, and transportation. The Portfolio also may invest more than 25% of its assets in industrial development bonds.

The MN Municipal Bond Portfolio may (1) purchase certain municipal securities that are insured, (2) invest in municipal securities secured by mortgages on single-family homes and multi-family projects, (3) invest in pre-refunded municipal securities, (4) purchase tax-exempt municipal securities on a "when-issued" basis and (5) use fixed income related futures and options contracts, credit default swaps and interest rate swaps to hedge against changes in interest rates. The Portfolio may also purchase or sell futures contracts and options on futures contracts, to adjust market exposure based on actual or expected cash inflows to or outflows from the Portfolio. The Portfolio does not intend to sell futures contracts to establish short positions in individual securities or to use derivatives for purposes of speculation or leveraging investment returns.

Although the MN Municipal Bond Portfolio attempts to invest all of its assets in tax-exempt securities, it is possible, although not anticipated, that a portion of its assets may be invested in securities that pay taxable interest, including interest that may be subject to the federal alternative minimum tax. These investments could generate taxable income for shareholders.

The MN Municipal Bond Portfolio is primarily designed for investment by Minnesota tax payers.

The MN Municipal Bond Portfolio is "non-diversified," which means that the Portfolio may invest its assets in a smaller number of issuers than a diversified fund.

Principal Risks

Because the value of your investment in the MN Municipal Bond Portfolio will fluctuate, there is the risk that you will lose money. An investment in the Portfolio is not a deposit of a bank and is not insured or guaranteed by the Federal Deposit Insurance Corporation or any other government agency. The following is a description of principal risks of investing in the Portfolio.

Market Risk: Even a long-term investment approach cannot guarantee a profit. Economic, political, and issuer-specific events will cause the value of securities, and the MN Municipal Bond Portfolio that owns them, to rise or fall.

Interest Rate Risk: Fixed income securities are subject to interest rate risk because the prices of fixed income securities tend to move in the opposite direction of interest rates. When interest rates rise, fixed income security prices fall. When interest rates fall, fixed income security prices rise. In general, fixed income securities with longer maturities are more sensitive to changes in interest rates.

Non-Diversification Risk: The risk that the MN Municipal Bond Portfolio may be more volatile than a diversified fund because the Portfolio invests its assets in a smaller number of issuers. The gains or losses on a single security, therefore, may have a greater impact on the Portfolio's net asset value.

Credit Risk: Credit risk is the risk that the issuer of a security, including a governmental entity, may be unable to make interest payments and/or repay principal when due. A downgrade to an issuer's credit rating or a perceived change in an issuer's financial strength may affect a security's value, and thus, impact the MN Municipal Bond Portfolio's performance. The ability of a municipal securities issuer to make payments could be affected by litigation, legislation or other political events or the bankruptcy of the issuer.

Income Risk: Income risk is the risk that falling interest rates will cause the MN Municipal Bond Portfolio's income to decline because, among other reasons, the proceeds from maturing short-term securities in its portfolio may be reinvested in lower-yielding securities.

Tax Liability Risk: Tax liability risk is the risk that distributions by the MN Municipal Bond Portfolio become taxable to shareholders due to noncompliant conduct by a municipal bond issuer, unfavorable changes in federal or state tax laws, or adverse interpretations of tax laws by the Internal Revenue Service or state tax authorities or other factors. Such adverse interpretations or actions could cause interest from a security to become taxable, possibly retroactively, subjecting shareholders to increased tax liability. In addition, such adverse interpretations or actions could cause the value of a security, and therefore, the value of the Portfolio's shares, to decline.

State-Specific Risk: Because the MN Municipal Bond Portfolio focuses its investments primarily in Minnesota municipal securities, the value of the Portfolio's investments will be highly sensitive to events affecting the fiscal stability of the State of Minnesota and its agencies, municipalities, authorities and other instrumentalities that issue securities. Having a significant percentage of its assets invested in the securities of fewer issuers, particularly obligations of government issuers of a single state could result in greater credit risk exposure to a smaller number of issuers due to economic, regulatory or political problems in Minnesota. Also, to the extent that the Portfolio makes significant investments in securities issued to finance projects in a particular segment of the Minnesota municipal securities market such focused investment may cause the value of the Portfolio's shares to change more than the value of shares of funds that invest more broadly. These risks are disclosed in more detail in the Portfolio's Statement of Additional Information.

Derivatives Risk: Derivatives are instruments, such as swaps and futures contracts, and options thereon, whose value is derived from that of other assets, rates or indices. Derivatives can be used for hedging (attempting to reduce risk by offsetting one investment position with another) or non-hedging purposes. Hedging with derivatives may increase expenses, and there is no guarantee that a hedging strategy will work. While hedging can reduce or eliminate losses, it can also reduce or eliminate gains or cause losses if the market moves in a manner different from that anticipated by the Portfolio or if the cost of the derivative outweighs the benefit of the hedge. The use of derivatives for non-hedging purposes may be considered to carry more risk than other types of investments. When the MN Municipal Bond Portfolio uses derivatives, the Portfolio will be directly exposed to the risks of those derivatives. Derivative instruments are subject to a number of risks including counterparty, liquidity, interest rate, market, credit and management risks, as well as the risk of improper valuation. Changes in the value of a derivative may not correlate perfectly with the underlying asset, rate or index, and the Portfolio could lose more than the principal amount invested. Additional risks are associated with the use of credit default swaps including counterparty and credit risk (the risk that the other party to a swap agreement will not fulfill its contractual obligations, whether because of bankruptcy or other default) and liquidity risk (the possible lack of a secondary market for the swap agreement). Credit risk increases when the Portfolio is the seller of credit default swaps and counterparty risk increases when the Portfolio is a buyer of credit default swaps. In addition, where the Portfolio is the seller of credit default swaps, it may be required to liquidate portfolio securities at inopportune times in order to meet payment obligations or segregation requirements. Credit default swaps may be illiquid or

difficult to value. Additionally, payments made or received by the MN Municipal Bond Portfolio under such derivatives may increase the amount of distributions taxable to you as ordinary income, increase or decrease the amount of capital gain distributions to you and/or decrease the amount available for distribution to you as exempt-interest dividends.

Liquidity Risk: Liquidity risk exists when particular portfolio investments are difficult to purchase or sell. To the extent that the MN Municipal Bond Portfolio holds illiquid investments, the Portfolio's performance may be reduced due to an inability to sell the investments at opportune prices or times. Liquid portfolio investments may become illiquid or less liquid after purchase by the Portfolio due to low trading volume, adverse investor perceptions and/or other market developments. Liquidity risk includes the risk that the Portfolio will experience significant net redemptions at a time when it cannot find willing buyers for its portfolio securities or can only sell its portfolio securities at a material loss. Liquidity risk can be more pronounced in periods of market turmoil.

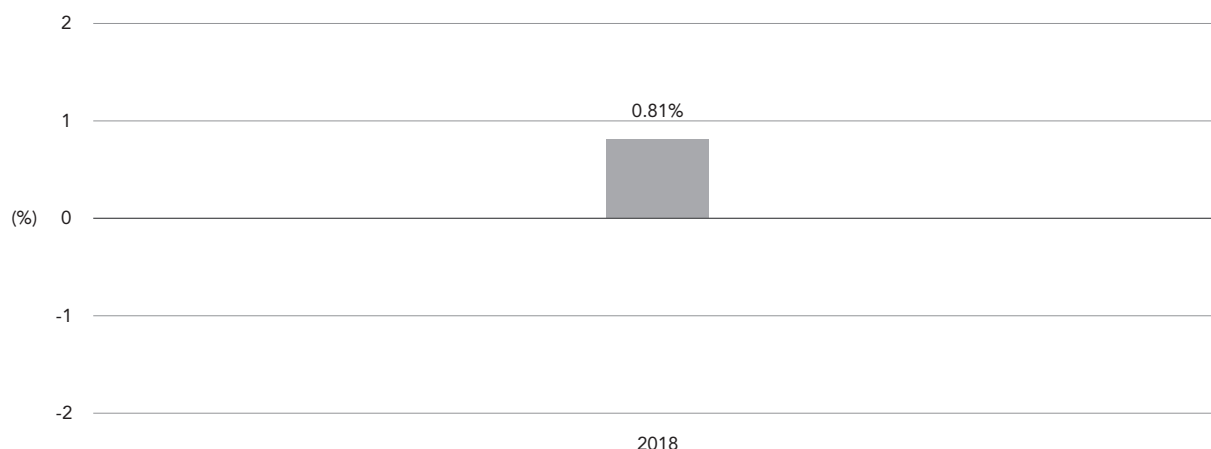
Cyber Security Risk: The MN Municipal Bond Portfolio's and its service providers' use of internet, technology and information systems may expose the Portfolio to potential risks linked to cyber security breaches of those technological or information systems. Cyber security breaches, amongst other things, could allow an unauthorized party to gain access to proprietary information, customer data, or fund assets, or cause the Portfolio and/or its service providers to suffer data corruption or lose operational functionality.

Performance

The bar chart and table immediately following illustrate the variability of the MN Municipal Bond Portfolio's returns and are meant to provide some indication of the risks of investing in the Portfolio. The bar chart shows the changes in the MN Municipal Bond Portfolio's performance from year to year. The table illustrates how annualized one year and since inception returns, both before and after taxes, compare with those of a broad measure of market performance. The MN Municipal Bond Portfolio's past performance (before and after taxes) is not an indication of future results. Updated performance information for the Portfolio can be obtained by visiting <http://us.dimensions.com>.

The after-tax returns presented in the table for the MN Municipal Bond Portfolio are calculated using the historical highest individual federal marginal income tax rates and do not reflect the impact of state and local taxes. Actual after-tax returns depend on an investor's tax situation and may differ from those shown in the table. In addition, the after-tax returns shown are not relevant to investors who hold shares of the Portfolio through tax-deferred arrangements, such as 401(k) plans or individual retirement accounts.

DFA MN Municipal Bond Portfolio Institutional Class Shares—Total Returns



January 2018-December 2018

Highest Quarter
1.20% (10/18–12/18)

Lowest Quarter
-0.72% (1/18–3/18)

Annualized Returns (%)

Periods ending December 31, 2018

	1 Year	Since 07/25/17 Inception
DFA MN Municipal Bond Portfolio		
Return Before Taxes	0.81%	-0.04%
Return After Taxes on Distributions	0.81%	-0.04%
Return After Taxes on Distributions and Sale of Portfolio Shares	0.93%	0.21%
S&P Intermediate Term National AMT-Free Municipal Bond Index		
(reflects no deduction for fees, expenses, or taxes on sales)	1.34%	1.31%

Investment Advisor/Portfolio Management

Dimensional Fund Advisors LP serves as the investment advisor for the MN Municipal Bond Portfolio. Dimensional Fund Advisors Ltd. and DFA Australia Limited serve as the sub-advisors for the Portfolio. The following individuals are responsible for coordinating the day-to-day management of the Portfolio:

- **David A. Plecha**, Senior Portfolio Manager and Vice President of the Advisor, has been a portfolio manager of the Portfolio since inception (2017).
- **Joseph F. Kolerich**, Senior Portfolio Manager and Vice President of the Advisor, has been a portfolio manager of the Portfolio since inception (2017).
- **Travis A. Meldau**, Portfolio Manager and Vice President of the Advisor, has been a portfolio manager of the Portfolio since 2018.

Purchase and Redemption of Fund Shares

Investors may purchase or redeem shares of the MN Municipal Bond Portfolio on each day that the NYSE is scheduled to be open for business by first contacting the Portfolio's transfer agent at (888) 576-1167. Shareholders that invest in the Portfolio through a financial intermediary should contact their financial intermediary regarding purchase and redemption procedures. The Portfolio generally is available for investment only by institutional clients, clients of registered investment advisors, clients of financial institutions and a limited number of certain other investors as approved from time to time by the Advisor. All investments are subject to approval of the Advisor.

Tax Information

The distributions you receive from the MN Municipal Bond Portfolio primarily are exempt from regular federal and state income taxes for individual residents of Minnesota. A portion of these distributions, however, may be subject to the federal alternative minimum tax. The Portfolio may also make distributions that are taxable to you as ordinary income or capital gains.

Payments to Financial Intermediaries

If you purchase the MN Municipal Bond Portfolio through a broker-dealer or other financial intermediary (such as a bank), the Portfolio and its related companies may pay the intermediary for the sale of the Portfolio shares and/or related services. These payments may create a conflict of interest by influencing the financial intermediary to recommend the Portfolio over another investment. Ask your financial advisor or visit your financial intermediary's website for more information.

DFA NY Municipal Bond Portfolio

Investment Objective

The investment objective of the DFA NY Municipal Bond Portfolio (the "NY Municipal Bond Portfolio" or the "Portfolio") is to seek to provide current income that is expected to be exempt from federal personal income taxes and New York state personal income taxes.

Fees and Expenses of the Portfolio

This table describes the fees and expenses you may pay if you buy and hold shares of the NY Municipal Bond Portfolio.

Shareholder Fees (fees paid directly from your investment): None

Annual Fund Operating Expenses (expenses that you pay each year as a percentage of the value of your investment)

Management Fee	0.20%
Other Expenses	0.05%
Total Annual Fund Operating Expenses	0.25%

EXAMPLE

This Example is meant to help you compare the cost of investing in the NY Municipal Bond Portfolio with the cost of investing in other mutual funds. The Example assumes that you invest \$10,000 in the Portfolio for the time periods indicated. The Example also assumes that your investment has a 5% return each year and that the Portfolio's operating expenses remain the same. Although your actual costs may be higher or lower, based on these assumptions, your costs would be:

1 Year	3 Years	5 Years	10 Years
\$26	\$80	\$141	\$318

PORTFOLIO TURNOVER

The NY Municipal Bond Portfolio pays transaction costs, such as commissions, when it buys and sells securities (or "turns over" its portfolio). A higher portfolio turnover may indicate higher transaction costs and may result in higher taxes when Portfolio shares are held in a taxable account. These costs, which are not reflected in Annual Fund Operating Expenses or in the Example, affect the NY Municipal Bond Portfolio's performance. During the most recent fiscal year, the NY Municipal Bond Portfolio's portfolio turnover rate was 27% of the average value of its investment portfolio.

Principal Investment Strategies

The NY Municipal Bond Portfolio seeks its investment objective by investing primarily in a universe of municipal securities issued by or on behalf of New York state or local governments and their agencies, instrumentalities and regional governmental authorities. The Portfolio may also invest a portion of its assets in municipal securities issued by U.S. territories that are exempt from state taxation under federal law. Municipal securities in which the Portfolio may invest include, among others, revenue bonds, general obligation bonds, industrial development bonds, municipal lease obligations, commercial paper, variable rate demand obligations and other instruments (including participation interests in such securities). The Portfolio intends to invest in municipal securities that, in

the opinion of bond counsel for the issuers and under current tax law, provide interest that is exempt from New York state and federal personal income taxes. As a fundamental investment policy, under normal market conditions, the Portfolio will invest at least 80% of its net assets in municipal securities that pay interest exempt from New York state and federal personal income taxes. The Portfolio does not currently intend to invest its assets in municipal securities whose interest is subject to the federal alternative minimum tax.

Generally, the NY Municipal Bond Portfolio will maintain a maximum average portfolio duration of five years. The NY Municipal Bond Portfolio intends to maintain a dollar-weighted average credit quality equal to or better than the lower of: (i) a credit quality rating of AA by S&P Global Ratings ("S&P") or Aa2 by Moody's Investor's Service, Inc. ("Moody's") or AA by Fitch Ratings Ltd. ("Fitch") or (ii) the credit quality of general obligation bonds issued by the state of New York. For purposes of the above policy on dollar-weighted average credit quality, unrated securities may be included if such securities have been determined by Dimensional Fund Advisors LP (the "Advisor") to be of comparable quality. If a security has been redeemed by the issuer at a date prior to the stated final maturity date for the purposes of the above duration restriction, the early redemption date shall be considered the maturity date regardless of the stated final maturity.

Municipal securities are often issued to obtain funds for various public purposes, including the construction of a wide range of public facilities, such as bridges, highways, housing, hospitals, mass transportation facilities, schools, streets and public utilities, such as water and sewer works. Municipal securities include municipal leases, certificates of participation, municipal obligation components and municipal custody receipts. The Portfolio may invest more than 25% of its assets in municipal securities issued to finance projects in a particular segment of the bond market including, but not limited to, health care, housing, education, utilities, and transportation. The Portfolio also may invest more than 25% of its assets in industrial development bonds.

The NY Municipal Bond Portfolio may (1) purchase certain municipal securities that are insured, (2) invest in municipal securities secured by mortgages on single-family homes and multi-family projects, (3) invest in pre-refunded municipal securities, (4) purchase tax-exempt municipal securities on a "when-issued" basis and (5) use fixed income related futures and options contracts, credit default swaps and interest rate swaps to hedge against changes in interest rates. The Portfolio may also purchase or sell futures contracts and options on futures contracts, to adjust market exposure based on actual or expected cash inflows to or outflows from the Portfolio. The Portfolio does not intend to sell futures contracts to establish short positions in individual securities or to use derivatives for purposes of speculation or leveraging investment returns.

Although the Portfolio attempts to invest all of its assets in tax-exempt securities, it is possible, although not anticipated, that a portion of its assets may be invested in securities that pay taxable interest, including interest that may be subject to the federal alternative minimum tax. These investments could generate taxable income for shareholders.

The NY Municipal Bond Portfolio is primarily designed for investment by New York tax payers.

The Portfolio is "non-diversified," which means that the Portfolio may invest its assets in a smaller number of issuers than a diversified fund.

Principal Risks

Because the value of your investment in the Portfolio will fluctuate, there is the risk that you will lose money. An investment in the Portfolio is not a deposit of a bank and is not insured or guaranteed by the Federal Deposit Insurance Corporation or any other government agency. The following is a description of principal risks of investing in the Portfolio.

Market Risk: Even a long-term investment approach cannot guarantee a profit. Economic, political, and issuer-specific events will cause the value of securities, and the Portfolio that owns them, to rise or fall.

Interest Rate Risk: Fixed income securities are subject to interest rate risk because the prices of fixed income securities tend to move in the opposite direction of interest rates. When interest rates rise, fixed income security prices fall. When interest rates fall, fixed income security prices rise. In general, fixed income securities with longer maturities are more sensitive to changes in interest rates.

Non-Diversification Risk: The risk that the NY Municipal Bond Portfolio may be more volatile than a diversified fund because the Portfolio invests its assets in a smaller number of issuers. The gains or losses on a single security, therefore, may have a greater impact on the Portfolio's net asset value.

Credit Risk: Credit risk is the risk that the issuer of a security, including a governmental entity, may be unable to make interest payments and/or repay principal when due. A downgrade to an issuer's credit rating or a perceived change in an issuer's financial strength may affect a security's value, and thus, impact the NY Municipal Bond Portfolio's performance. The ability of a municipal securities issuer to make payments could be affected by litigation, legislation or other political events or the bankruptcy of the issuer. Credit risk is greater for fixed income securities with ratings below investment grade (e.g., BB or below by S&P or Ba or below by Moody's). Fixed income securities that are below investment grade involve high credit risk and are considered speculative. Below investment grade fixed income securities may also fluctuate in value more than higher quality fixed income securities and, during periods of market volatility, may be more difficult to sell at the time and price the Portfolio desires.

Income Risk: Income risk is the risk that falling interest rates will cause the NY Municipal Bond Portfolio's income to decline because, among other reasons, the proceeds from maturing short-term securities in its portfolio may be reinvested in lower-yielding securities.

Tax Liability Risk: Tax liability risk is the risk that distributions by the NY Municipal Bond Portfolio become taxable to shareholders due to noncompliant conduct by a municipal bond issuer, unfavorable changes in federal or state tax laws, or adverse interpretations of tax laws by the Internal Revenue Service or state tax authorities or other factors. Such adverse interpretations or actions could cause interest from a security to become taxable, possibly retroactively, subjecting shareholders to increased tax liability. In addition, such adverse interpretations or actions could cause the value of a security, and therefore, the value of the Portfolio's shares, to decline.

State-Specific Risk: Because the Portfolio focuses its investments primarily in New York municipal securities, the value of the Portfolio's investments will be highly sensitive to events affecting the fiscal stability of the State of New York and its agencies, municipalities, authorities and other instrumentalities that issue securities. Having a significant percentage of its assets invested in the securities of fewer issuers, particularly obligations of government issuers of a single state could result in greater credit risk exposure to a smaller number of issuers due to economic, regulatory or political problems in New York. Also, to the extent that the Portfolio makes significant investments in securities issued to finance projects in a particular segment of the New York municipal securities market such focused investment may cause the value of the Portfolio's shares to change more than the value of shares of funds that invest more broadly. These risks are disclosed in more detail in the Portfolio's Statement of Additional Information.

Derivatives Risk: Derivatives are instruments, such as futures contracts, and options thereon, whose value is derived from that of other assets, rates or indices. Derivatives can be used for hedging (attempting to reduce risk by offsetting one investment position with another) or non-hedging purposes. Hedging with derivatives may increase expenses, and there is no guarantee that a hedging strategy will work. While hedging can reduce or eliminate losses, it can also reduce or eliminate gains or cause losses if the market moves in a manner different from that anticipated by the Portfolio or if the cost of the derivative outweighs the benefit of the hedge. The use of derivatives for non-hedging purposes may be considered to carry more risk than other types of investments. When the NY Municipal Bond Portfolio uses derivatives, the Portfolio will be directly exposed to the risks of those derivatives. Derivative instruments are subject to a number of risks including counterparty, liquidity, interest rate, market, credit and management risks, as well as the risk of improper valuation. Changes in the value of a derivative may not correlate perfectly with the underlying asset, rate or index, and the Portfolio could lose more than the principal amount invested. Additionally, payments made or received by the NY Municipal Bond Portfolio under such derivatives may increase the amount of distributions taxable to you as ordinary income, increase or decrease the amount of capital gain distributions to you and/or decrease the amount available for distribution to you as exempt-interest dividends.

Liquidity Risk: Liquidity risk exists when particular portfolio investments are difficult to purchase or sell. To the extent that the NY Municipal Bond Portfolio holds illiquid investments, the Portfolio's performance may be reduced due to an inability to sell the investments at opportune prices or times. Liquid portfolio investments may become illiquid or less liquid after purchase by the NY Municipal Bond Portfolio due to low trading volume, adverse investor perceptions and/or other market developments. Liquidity risk includes the risk that the NY Municipal Bond Portfolio will experience significant net redemptions at a time when it cannot find willing buyers for its portfolio securities or can only sell its portfolio securities at a material loss. Liquidity risk can be more pronounced in periods of market turmoil.

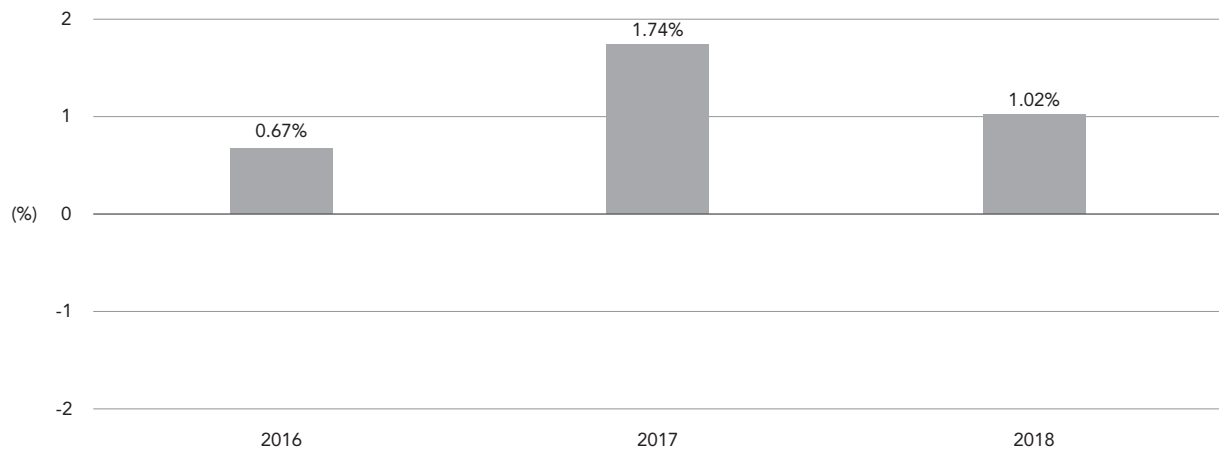
Cyber Security Risk: The NY Municipal Bond Portfolio's and its service providers' use of internet, technology and information systems may expose the Portfolio to potential risks linked to cyber security breaches of those technological or information systems. Cyber security breaches, amongst other things, could allow an unauthorized party to gain access to proprietary information, customer data, or fund assets, or cause the Portfolio and/or its service providers to suffer data corruption or lose operational functionality.

Performance

The bar chart and table immediately following illustrate the variability of the NY Municipal Bond Portfolio's returns and are meant to provide some indication of the risks of investing in the Portfolio. The bar chart shows the changes in the NY Municipal Bond Portfolio's performance from year to year. The table illustrates how annualized one year and since inception returns, both before and after taxes, compare with those of a broad measure of market performance. The NY Municipal Bond Portfolio's past performance (before and after taxes) is not an indication of future results. Updated performance information for the Portfolio can be obtained by visiting <http://us.dimensional.com>.

The after-tax returns presented in the table for the NY Municipal Bond Portfolio are calculated using the historical highest individual federal marginal income tax rates and do not reflect the impact of state and local taxes. Actual after-tax returns depend on an investor's tax situation and may differ from those shown in the table. In addition, the after-tax returns shown are not relevant to investors who hold shares of the Portfolio through tax-advantaged arrangements, such as 401(k) plans or individual retirement accounts.

DFA NY Municipal Bond Portfolio Institutional Class Shares—Total Returns



January 2016-December 2018

Highest Quarter
1.15% (1/16–3/16)

Lowest Quarter
-1.42% (10/16–12/16)

Annualized Returns (%)

Periods ending December 31, 2018

	1 Year	Since 6/16/15 Inception
DFA NY Municipal Bond Portfolio		
Return Before Taxes	1.02%	1.57%
Return After Taxes on Distributions	1.02%	1.57%
Return After Taxes on Distributions and Sale of Portfolio Shares	1.10%	1.46%
S&P Intermediate Term New York AMT-Free Municipal Bond Index		
(reflects no deduction for fees, expenses, or taxes on sales)	0.95%	2.30%

Investment Advisor/Portfolio Management

Dimensional Fund Advisors LP serves as the investment advisor for the NY Municipal Bond Portfolio. Dimensional Fund Advisors Ltd. and DFA Australia Limited serve as the sub-advisors for the NY Municipal Bond Portfolio. The following individuals are responsible for coordinating the day-to-day management of the NY Municipal Bond Portfolio:

- **David A. Plecha**, Senior Portfolio Manager and Vice President of the Advisor, has been a portfolio manager of the Portfolio since inception (2015).
- **Joseph F. Kolerich**, Senior Portfolio Manager and Vice President of the Advisor, has been a portfolio manager of the Portfolio since inception (2015).
- **Travis A. Meldau**, Portfolio Manager and Vice President of the Advisor, has been a portfolio manager of the Portfolio since 2016.

Purchase and Redemption of Fund Shares

Investors may purchase or redeem shares of the NY Municipal Bond Portfolio on each day that the NYSE is scheduled to be open for business by first contacting the Portfolio's transfer agent at (888) 576-1167. Shareholders that invest in the Portfolio through a financial intermediary should contact their financial intermediary regarding purchase and redemption procedures. The Portfolio generally is available for investment only by institutional clients, clients of registered investment advisors, clients of financial institutions and a limited number of certain other investors as approved from time to time by the Advisor. All investments are subject to approval of the Advisor.

Tax Information

The distributions you receive from the NY Municipal Bond Portfolio primarily are exempt from regular federal and state income taxes for individual residents of New York. A portion of these distributions, however, may be subject to the federal alternative minimum tax. The Portfolio may also make distributions that are taxable to you as ordinary income or capital gains.

Payments to Financial Intermediaries

If you purchase the Portfolio through a broker-dealer or other financial intermediary (such as a bank), the Portfolio and its related companies may pay the intermediary for the sale of the Portfolio shares and/or related services. These payments may create a conflict of interest by influencing the financial intermediary to recommend the Portfolio over another investment. Ask your financial advisor or visit your financial intermediary's website for more information.

Additional Information on Investment Objectives and Policies

The two investment companies described in this Prospectus offer a variety of investment portfolios. Each of the investment company's Portfolios has its own investment objective and policies, and is the equivalent of a separate mutual fund. The Two-Year Portfolio and the Two-Year Government Portfolio are offered by Dimensional Investment Group Inc. The other Portfolios contained in this Prospectus are offered by DFA Investment Dimensions Group Inc. The Portfolios, except the One-Year Portfolio, described in this Prospectus are designed for long-term investors.

DESCRIPTION OF INVESTMENTS OF THE PORTFOLIOS OTHER THAN THE MUNICIPAL REAL RETURN PORTFOLIO, CALIFORNIA MUNICIPAL REAL RETURN PORTFOLIO, MUNICIPAL BOND PORTFOLIO, SHORT-TERM MUNICIPAL BOND PORTFOLIO, INTERMEDIATE-TERM MUNICIPAL BOND PORTFOLIO, CALIFORNIA SHORT-TERM MUNICIPAL BOND PORTFOLIO, CALIFORNIA INTERMEDIATE-TERM MUNICIPAL BOND PORTFOLIO, MN MUNICIPAL BOND PORTFOLIO AND NY MUNICIPAL BOND PORTFOLIO

The following is a description of the categories of investments that may be acquired by the Portfolios (other than the Municipal Real Return Portfolio, California Municipal Real Return Portfolio, Municipal Bond Portfolio, Short-Term Municipal Bond Portfolio, Intermediate-Term Municipal Bond Portfolio, California Short-Term Municipal Bond Portfolio, California Intermediate-Term Municipal Bond Portfolio, MN Municipal Bond Portfolio and NY Municipal Bond Portfolio (collectively, the "Municipal Portfolios")):

	Permissible Categories:
One-Year Portfolio	1-11
Two-Year Portfolio	1-11
Two-Year Government Portfolio	1,2,6,11
Two-Year Global Portfolio	1-11
Selectively Hedged Global Portfolio	1-11
Five-Year Global Portfolio	1-11
World ex U.S. Government Portfolio	7,8,11
Short-Term Government Portfolio	1,2,6,11
Intermediate Government Portfolio	1,2,6,7,8,11
Short-Term Extended Quality Portfolio	1-11
Intermediate-Term Extended Quality Portfolio	1-4,6-11
Investment Grade Portfolio	1-11
Diversified Fixed Income Portfolio	1-11
LTIP Portfolio	1-11
Inflation-Protected Portfolio	1,2,6,11
Short-Duration Real Return Portfolio	1-11
Targeted Credit Portfolio	1-11
Global Core Plus Fixed Income Portfolio	1-11

1. *U.S. Government Obligations*—Debt securities issued by the U.S. Treasury that are direct obligations of the U.S. Government, including bills, notes and bonds. These securities may also be purchased on a "when-issued" basis.

2. *U.S. Government Agency Obligations*—Issued or guaranteed by U.S. government-sponsored instrumentalities and federal agencies, which have different levels of credit support. The U.S. government agency obligations include, but are not limited to, securities issued by agencies and instrumentalities of the U.S. Government that are supported by the full faith and credit of the United States, such as the Federal Housing Administration and Ginnie Mae, including Ginnie Mae mortgage pass-through securities. Other securities issued by agencies and instrumentalities sponsored by the U.S. Government may be supported only by the issuer's right to borrow from the U.S. Treasury, subject to certain limits, such as securities issued by Federal Home Loan Banks,

or are supported only by the credit of such agencies, such as Freddie Mac and Fannie Mae, including their mortgage pass-through securities. These securities may also be purchased on a “when-issued” or “to-be-announced” basis, such as mortgage TBAs.

3. Corporate Debt Obligations—

(a) *One-Year Portfolio, Two-Year Portfolio, Two-Year Global Portfolio, Five-Year Global Portfolio and Diversified Fixed Income Portfolio*—Corporate debt securities (e.g., bonds and debentures), which are rated Aa3 or better by Moody’s, or AA- or better by S&P, or AA- or better by Fitch, or an equivalent rating assigned by another nationally recognized statistical rating organization (“NRSRO”), or if there is no rating for the debt security, they are determined by the Advisor to be of comparable quality to equivalent issues of the same issuer rated at least AA- or Aa3.

(b) *Selectively Hedged Global Portfolio, Short-Term Extended Quality Portfolio, Intermediate-Term Extended Quality Portfolio, Investment Grade Portfolio, LTIP Portfolio and Short-Duration Real Return Portfolio*—Corporate debt securities (e.g., bonds and debentures), which have received an investment grade rating by Moody’s, Fitch or S&P, or an equivalent rating assigned by another NRSRO, or, if unrated, have been determined by the Advisor to be of comparable quality.

(c) *Targeted Credit Portfolio and Global Core Plus Fixed Income Portfolio*—Corporate debt securities (e.g., bonds and debentures), which may be of any credit rating. The Portfolio’s investment emphasis is on securities rated in the lower half of the investment grade spectrum.

4. *Bank Obligations*—Obligations of U.S. banks and savings and loan associations and dollar-denominated obligations of U.S. subsidiaries and branches of foreign banks, such as certificates of deposit (including marketable variable rate certificates of deposit), time deposits and bankers’ acceptances. Bank certificates of deposit will be acquired only from banks having assets in excess of \$1,000,000,000.

5. Commercial Paper—

(a) *One-Year Portfolio, Two-Year Portfolio, Two-Year Global Portfolio, Five-Year Global Portfolio and Diversified Fixed Income Portfolio*—Rated, at the time of purchase, A1 or better by S&P or Prime1 by Moody’s, or F1 or better by Fitch, or an equivalent rating assigned by another NRSRO, or, if unrated, issued by a corporation having an outstanding unsecured debt issue rated Aaa by Moody’s or AAA by S&P or AAA by Fitch.

(b) *Selectively Hedged Global Portfolio, Short-Term Extended Quality Portfolio, Investment Grade Portfolio, LTIP Portfolio and Short-Duration Real Return Portfolio*—Rated, at the time of purchase, A3 or better by S&P or Prime3 or better by Moody’s, or F3 or better by Fitch, or an equivalent rating assigned by another NRSRO, or, if unrated, issued by a corporation having an outstanding unsecured debt issue rated at least Baa3 by Moody’s or BBB- by S&P or Fitch.

(c) *Targeted Credit Portfolio and Global Core Plus Fixed Income Portfolio*—Instruments may be of any credit rating but the Portfolio’s investment emphasis is on securities rated in the lower half of the investment grade spectrum.

6. *Repurchase Agreements*—Instruments through which the Portfolios purchase securities (“underlying securities”) from a bank, a registered U.S. government securities dealer, or such other counterparties with creditworthiness and other characteristics deemed appropriate by the Advisor, with an agreement by the seller to repurchase the securities at an agreed price, plus interest at a specified rate. The underlying securities will be limited to U.S. government and agency obligations described in (1) and (2) above. The Portfolios will not enter into a repurchase agreement with a duration of more than seven days if, as a result, more than 10% of the value of the Portfolio’s total assets would be so invested. In addition, a repurchase agreement with a duration of more than seven days will be subject to a Portfolio’s investment restriction on illiquid investments. The Portfolios also will only invest in repurchase agreements with banks, U.S. government securities, dealers, and/or other counterparties, as described above, that are approved by the Investment Committee of the Advisor. The Advisor will monitor the market value of the securities plus any accrued interest thereon so that they will at least equal the repurchase price.

7. *Foreign Government and Agency Obligations*—Bills, notes, bonds and other debt securities issued or guaranteed by foreign governments, or their agencies and instrumentalities.

8. *Supranational Organization Obligations*—Debt securities of supranational organizations such as the European Investment Bank, the Inter-American Development Bank, or the World Bank, which are chartered to promote economic development.

9. *Foreign Issuer Obligations*—

(a) *One-Year Portfolio, Two-Year Portfolio, Two-Year Global Portfolio, Five-Year Global Portfolio and Diversified Fixed Income Portfolio*—Debt securities of non-U.S. issuers rated AA- or better by S&P or Fitch, Aa3 or better by Moody's, or an equivalent rating assigned by another NRSRO, or, if unrated, securities that have been determined by the Advisor to be of comparable quality.

(b) *Selectively Hedged Global Portfolio, Short-Term Extended Quality Portfolio, Intermediate-Term Extended Quality Portfolio, Investment Grade Portfolio, LTIP Portfolio and Short-Duration Real Return Portfolio*—Debt securities of non-U.S. issuers that have received a rating of BBB- or better by S&P or Fitch or Baa3 or better by Moody's, or an equivalent rating assigned by another NRSRO, or, if unrated, have been determined by the Advisor to be of comparable quality.

(c) *Targeted Credit Portfolio and Global Core Plus Fixed Income Portfolio*—Debt securities of non-U.S. issuers, which may be of any credit rating. The Portfolio's investment emphasis is on securities rated in the lower half of the investment grade spectrum.

10. *Eurodollar Obligations*—Debt securities of domestic or foreign issuers denominated in U.S. dollars but not trading in the United States.

11. *Money Market Funds*—The Portfolios may invest in affiliated and unaffiliated registered and unregistered money market funds. Investments in money market funds may involve a duplication of certain fees and expenses.

The categories of investments that may be acquired by each of the Portfolios (other than Intermediate Government Portfolio, World ex U.S. Government Portfolio, and Intermediate-Term Extended Quality Portfolio) may include both fixed and floating rate securities. Floating rate securities bear interest at rates that vary with prevailing market rates. Interest rate adjustments are made periodically (e.g., every six months), usually based on a money market index such as the London Interbank Offered Rate (LIBOR) or the Treasury bill rate.

In addition to the principal investments described above, the World ex U.S. Government Portfolio also may invest in money market instruments, other short-term investments, U.S. Treasury obligations and U.S. government agency obligations to manage cash pending investment in other securities or to maintain liquidity for the payment of redemptions or other purposes. These short-term investments may include the securities of U.S. issuers.

PORTFOLIO STRATEGIES

In managing each Portfolio, the Advisor places priority on efficiently managing portfolio turnover and keeping trading costs low.

The Portfolios will be managed with a view to capturing expected credit premiums and expected term premiums. The term "expected credit premium" means the expected incremental return on investment for holding obligations considered to have greater credit risk than direct obligations of the U.S. Treasury, and "expected term premium" means the expected relative return on investment for holding securities having longer-term maturities as compared to securities having shorter-term maturities. At times when, in the Advisor's judgment, eligible foreign securities of the Portfolios, as applicable, do not offer expected term premiums that compare favorably with those offered by eligible U.S. Securities, such Portfolios will be invested primarily in the latter securities. The Advisor believes that expected credit premiums for the Portfolios (excluding the Municipal Portfolios) are available largely through investment in commercial paper, certificates of deposit and corporate obligations. The Advisor believes that expected credit premiums for a municipal securities portfolio (excluding California or New York municipal securities portfolios) are available largely through investment in high grade municipal securities. The Advisor believes that expected credit premiums for a California or New York municipal securities portfolio are available through investment in municipal securities that may include certain securities that are below investment grade, also known as "junk bonds." In addition, in certain circumstances, a Municipal Portfolio may favor securities issued by states with relatively lower or no income tax, to the extent consistent with

its 80% policy. The holding period for assets of the Portfolios will be chosen with a view to maximizing anticipated returns, net of trading costs. With respect to the Municipal Portfolios, the Advisor may also consider potential realized and unrealized capital gains.

The One-Year Portfolio, Two-Year Portfolio, Two-Year Government Portfolio, Two-Year Global Portfolio, Selectively Hedged Global Portfolio, Short-Term Government Portfolio, Five-Year Global Portfolio, Short-Term Extended Quality Portfolio, Targeted Credit Portfolio and Short-Duration Real Return Portfolio may engage in frequent trading of portfolio securities and, therefore, are expected to have a high portfolio turnover rate. The rate of portfolio turnover will depend upon market and other conditions; it will not be a limiting factor when management believes that portfolio changes are appropriate. While the Portfolios generally acquire securities in principal transactions and, therefore, do not pay brokerage commissions, the spread between the bid and asked prices of a security may be considered to be a "cost" of trading. Such costs ordinarily increase with trading activity. However, securities ordinarily will be sold when, in the Advisor's judgment, the monthly return of a Portfolio will be increased as a result of portfolio transactions after taking into account the cost of trading. It is anticipated that short-term instruments will be acquired in the primary and secondary markets. A high portfolio turnover rate may have negative tax consequences to shareholders and may result in increased trading costs.

The World ex U.S. Government Portfolio invests in obligations issued or guaranteed primarily by non-U.S. government issuers and supranational organizations and their agencies, however, the Portfolio may also hold a small percentage of its assets in obligations of the U.S. Government and its agencies. The Portfolio may also acquire repurchase agreements backed by banks or U.S. Government securities.

Duration, as discussed with respect to a Portfolio's investment policy regarding duration, is a measure of the sensitivity of a security's price to changes in interest rates. The longer a security's duration, the more sensitive it will be to changes in interest rates. For example, when the level of interest rates increases by 0.10%, the price of a fixed income security or a portfolio of fixed income securities having a duration of five years generally will decrease by approximately 0.50%. Conversely, when the level of interest rates decreases by 0.10%, the price of a fixed income security or a portfolio of fixed income securities having a duration of five years generally will increase by approximately 0.50%. In general, greater sensitivity to changes in interest rates typically corresponds to higher volatility and higher risk. Securities are considered investment grade if the issuer has received a rating of BBB- or better by S&P Global Ratings ("S&P") or Fitch Ratings Ltd. ("Fitch") or Baa3 or better by Moody's Investor's Service, Inc. ("Moody's") or an equivalent rating assigned by another NRSRO.

The Global Core Plus Fixed Income Portfolio seeks to achieve its investment objective by investing in a universe of U.S. and foreign fixed income securities. The Global Core Plus Fixed Income Portfolio may invest in obligations issued or guaranteed by the U.S. and foreign governments, their agencies and instrumentalities, including mortgage-backed securities, corporate debt obligations, bank obligations, commercial paper, repurchase agreements, obligations of other domestic and foreign issuers, securities of domestic or foreign issuers denominated in U.S. dollars but not trading in the United States, and obligations of supranational organizations. In managing the Global Core Plus Fixed Income Portfolio, the Advisor will increase or decrease investment exposure to intermediate-term securities depending on the expected term premium and also increase or decrease investment exposure to lower-rated debt securities held depending on the expected credit premium.

Mortgage-backed securities represent an interest in a pool of mortgage loans that are packaged or "pooled" together for sale to investors. These mortgage loans are originated by banks and other financial institutions to finance purchases of homes and other real estate. Mortgage-backed securities may be issued as fixed-rate or adjustable-rate instruments. As the underlying mortgage loans are paid off, the Global Core Plus Fixed Income Portfolio receives principal and interest payments. The Portfolio may purchase or sell mortgage-backed securities on a delayed delivery or forward commitment basis through the "to-be-announced" (TBA) market. A TBA transaction typically does not designate the actual security to be delivered and only includes an approximate principal amount. With TBA transactions, the specific securities to be delivered must meet specified terms and standards.

The Diversified Fixed Income Portfolio seeks its investment objective by investing directly or through its Underlying Funds in a universe of U.S. and foreign debt securities, including inflation-protected securities. As of the date of this Prospectus, the Portfolio invests a portion of its assets in the DFA Two-Year Global Fixed Income

Portfolio and DFA Intermediate Government Fixed Income Portfolio and/or other Underlying Funds, but the Portfolio also invests a substantial portion of its assets directly.

Inflation-protected securities (also known as inflation-indexed securities) are securities whose principal and/or interest payments are adjusted for inflation, unlike conventional debt securities that make fixed principal and interest payments. Inflation-protected securities include Treasury Inflation-Protected Securities ("TIPS"), which are securities issued by the U.S. Treasury. The principal value of TIPS is adjusted for inflation (payable at maturity) and the semi-annual interest payments by TIPS equal a fixed percentage of the inflation-adjusted principal amount. These inflation adjustments are based upon the Consumer Price Index for Urban Consumers (CPI-U). The original principal value of TIPS is guaranteed. At maturity, TIPS are redeemed at the greater of their inflation-adjusted principal or par amount at original issue. Other types of inflation-protected securities may use other methods to adjust for inflation and other measures of inflation. In addition, inflation-protected securities issued by entities other than the U.S. Treasury may not provide a guarantee of principal value at maturity.

In making investment decisions for the Investment Grade Portfolio, the Advisor will increase or decrease exposure to intermediate-term securities depending on the expected term premium and also increase or decrease exposure to non-government securities depending on the expected credit risk premium.

The Municipal Real Return Portfolio, Municipal Bond Portfolio, Short-Term Municipal Bond Portfolio, Intermediate-Term Municipal Bond Portfolio, California Short-Term Municipal Bond Portfolio, California Intermediate-Term Municipal Bond Portfolio and NY Municipal Bond Portfolio may also invest in exchange-traded funds (ETFs) and similarly structured pooled investments to gain exposure to the municipal bond market pending investment in municipal bonds. The Portfolios may also invest in affiliated and unaffiliated registered and unregistered money market funds. Investments in ETFs and money market funds may involve a duplication of certain fees and expenses.

The Municipal Portfolios may also purchase pre-refunded municipal securities. Pre-refunded municipal securities are tax-exempt bonds that have been redeemed on a call date prior to the final maturity of principal, or "escrowed-to-maturity bonds," that have been refunded prior to the final maturity of principal and remain outstanding in the municipal market. The payment of principal and interest of the pre-refunded municipal securities held by a Municipal Portfolio is funded from securities in a designated escrow account that holds U.S. Treasury securities or other obligations of the U.S. Government (including its agencies and instrumentalities). The 2017 Tax Cuts and Jobs Act repeals the exclusion from gross income for interest on pre-refunded municipal securities effective for such bonds issued after December 31, 2017.

In attempting to respond to adverse market, economic, political, or other conditions, the Portfolios may, from time to time, invest its assets in a temporary defensive manner that is inconsistent with the Portfolios' principal investment strategies. In these circumstances, the Portfolios may be unable to achieve their investment objectives.

ADDITIONAL INFORMATION REGARDING INVESTMENT RISK

Derivatives Risk: Derivatives are instruments, such as swaps, futures, and options thereon, and foreign currency forward contracts, whose value is derived from that of other assets, rates or indices. Derivatives can be used for hedging (attempting to reduce risk by offsetting one investment position with another) or non-hedging purposes. Hedging with derivatives may increase expenses, and there is no guarantee that a hedging strategy will work. While hedging can reduce or eliminate losses, it can also reduce or eliminate gains or cause losses if the market moves in a manner different from that anticipated by a Portfolio or Underlying Fund or if the cost of the derivative outweighs the benefit of the hedge. The use of derivatives for non-hedging purposes may be considered to carry more risk than other types of investments. When a Portfolio or an Underlying Fund uses derivatives, the Portfolio or Underlying Fund will be directly exposed to the risks of those derivatives. Derivatives expose a Portfolio or Underlying Fund to counterparty risk (the risk that the derivative counterparty will not fulfill its contractual obligations), including credit risk of the derivative counterparty. The possible lack of a liquid secondary market for derivatives and the resulting inability of a Portfolio or Underlying Fund to sell or otherwise close a derivatives position could expose a Portfolio or Underlying Fund to losses and could make derivatives more difficult for a Portfolio or Underlying Fund to value accurately. Some derivatives are more sensitive to interest rate changes and

market price fluctuations than other securities. A Portfolio or Underlying Fund could also suffer losses related to its derivatives positions as a result of unanticipated market movements, which losses are potentially unlimited. The Advisor may not be able to predict correctly the direction of securities prices, interest rates and other economic factors, which could cause a Portfolio's or Underlying Fund's derivatives positions to lose value. Valuation of derivatives may also be more difficult in times of market turmoil since many investors and market makers may be reluctant to purchase derivatives or quote prices for them. Changes in the value of a derivative may not correlate perfectly with the underlying asset, rate or index, and a Portfolio or Underlying Fund could lose more than the principal amount invested.

Mortgage-Backed Securities Risk: Mortgage-backed securities represent interests in "pools" of mortgages and often involve risks that are different from or potentially more significant than risks associated with other types of debt instruments. Mortgage securities differ from typical debt securities in that principal is not paid back at maturity, but rather periodically over the life of the security. The Portfolio may receive unscheduled payments of principal due to voluntary prepayments, refinancings or foreclosures on the underlying mortgage loans. When interest rates decline, borrowers may pay off their mortgages sooner than expected. This can reduce the returns of the Portfolio because it may have to reinvest that money at the lower prevailing interest rates. As a result, mortgage securities may be less effective than some other types of debt securities as a means of securing long-term interest rates and may have less potential for capital appreciation during periods of falling interest rates. Conversely, in a period of rising interest rates, the Portfolio may exhibit additional volatility since rising interest rates tend to extend the duration of fixed rate mortgage-related securities, making them more sensitive to changes in interest rates. As interest rates rise mortgage borrowers are less likely to exercise prepayment options, which may reduce the value of these securities and potentially cause the Portfolio to lose money. This is known as extension risk.

Municipal Project-Specific Risk: The risk that a Municipal Portfolio may be more sensitive to adverse economic, business or political developments if it invests a substantial portion of its assets in municipal securities that finance similar types of projects in a segment of the municipal bond market (such as education, health care, housing, education, utilities or transportation). A change that affects one project in a particular segment of the market, such as proposed legislation on the financing of the project, a shortage of the materials needed for the project, or a declining need for the project, would likely affect all similar projects, thereby increasing market risk.

State-Specific Risk: To the extent a Municipal Portfolio focuses its investments primarily in municipal securities of a single state, the value of the Municipal Portfolio's investments will be highly sensitive to events affecting the fiscal stability of that particular state and its agencies, municipalities, authorities and other instrumentalities that issue securities. These events may include economic or political policy changes, tax base erosion, state limits on tax increases, budget deficits and other financial difficulties, and changes in the credit ratings assigned to the state's municipal issuers. A negative change in any one of these or other areas could affect the ability of the state's municipal issuers to meet their obligations. It is important to remember that economic, budget and other conditions within a particular state can be unpredictable and can change at any time. For these reasons, an investment in a Municipal Portfolio that focuses its investments primarily in municipal securities of a single state involves more risk than an investment in a fund that does not focus on municipal securities of a single state.

Other Information

COMMODITY POOL OPERATOR EXEMPTION

Each Portfolio is operated by a person that has claimed an exclusion from the definition of the term "commodity pool operator" under the Commodity Exchange Act ("CEA") with respect to the Portfolios described in this prospectus, and, therefore, such person is not subject to registration or regulation as a pool operator under the CEA with respect to such Portfolios.

Securities Loans

Each Portfolio is authorized to lend securities to qualified brokers, dealers, banks and other financial institutions for the purpose of earning additional income. While a Portfolio may earn additional income from lending securities, such activity is incidental to the investment objective of the Portfolio. For information concerning the revenue from securities lending, see "**SECURITIES LENDING REVENUE.**" The value of securities loaned may not exceed 33⅓% of the value of a Portfolio's total assets, which includes the value of collateral received. To the extent a Portfolio loans a portion of its securities, the Portfolio will receive collateral consisting generally of cash or U.S. government securities. Collateral received will be maintained by marking to market daily and (i) in an amount equal to at least 100% of the current market value of the loaned securities with respect to securities of the U.S. Government or its agencies, (ii) in an amount generally equal to 102% of the current market value of the loaned securities with respect to U.S. securities, and (iii) in an amount generally equal to 105% of the current market value of the loaned securities with respect to foreign securities. Subject to their stated investment policies, the Portfolios will generally invest the cash collateral received for the loaned securities in The DFA Short Term Investment Fund (the "Money Market Series"), an affiliated registered money market fund advised by the Advisor for which the Advisor receives a management fee of 0.05% of the average daily net assets of the Money Market Series. The Portfolios may also invest such collateral in securities of the U.S. Government or its agencies, repurchase agreements collateralized by securities of the U.S. Government or its agencies, and unaffiliated registered and unregistered money market funds. For purposes of this paragraph, agencies include both agency debentures and agency mortgage backed securities.

In addition, the Portfolios will be able to terminate the loan at any time and will receive reasonable interest on the loan, as well as amounts equal to any dividends, interest or other distributions on the loaned securities. However, dividend income received from loaned securities may not be eligible to be taxed at qualified dividend income rates. See the Statement of Additional Information ("SAI") for a further discussion of the tax consequences related to securities lending. A Portfolio will be entitled to recall a loaned security in time to vote proxies or otherwise obtain rights to vote proxies of loaned securities if the Portfolio knows a material event will occur. In the event of the bankruptcy of the borrower, DFA Investment Dimensions Group Inc. or Dimensional Investment Group Inc. (each, a "Fund" and together, the "Funds") could experience delay in recovering the loaned securities or only recover cash or a security of equivalent value. See "**PRINCIPAL RISKS—Securities Lending**" for a discussion of the risks related to securities lending.

Securities Lending Revenue

For the fiscal year ended October 31, 2018, the following Portfolios received net revenues from a securities lending program (see "**SECURITIES LOANS**"):

Portfolio	Net Revenue*	Percentage of Net Assets
One-Year Portfolio	\$571,221	0.01%
Two-Year Global Portfolio	\$353,057	0.01%
Selectively Hedged Global Portfolio	\$34,711	0.00%
Five-Year Global Portfolio	\$143,372	0.00%
Short-Term Extended Quality Portfolio	\$267,938	0.00%
Intermediate-Term Extended Quality Portfolio	\$380,749	0.02%
Targeted Credit Portfolio	\$80,752	0.01%
Global Core Plus Fixed Income Portfolio	\$22,875	0.01%
Investment Grade Portfolio	\$1,278,766	0.01%
Short-Duration Real Return Portfolio	\$157,793	0.01%

* The amounts included in the table above may differ from amounts disclosed in the Portfolios' annual reports due to timing differences, reconciliations, and certain other adjustments.

Management of the Portfolios

The Advisor serves as investment advisor to each of the Portfolios. Pursuant to an Investment Management Agreement with each Portfolio, the Advisor is responsible for the management of each of the Portfolio's assets. Each of the portfolios is managed using a team approach. The investment team includes the Investment Committee of the Advisor, portfolio managers and trading personnel.

The Investment Committee is composed primarily of certain officers and directors of the Advisor who are appointed annually. As of the date of this Prospectus, the Investment Committee has fourteen members. Investment strategies for the Portfolios are set by the Investment Committee, which meets on a regular basis and also as needed to consider investment issues. The Investment Committee also sets and reviews all investment related policies and procedures and approves any changes in regards to approved countries, security types and brokers.

In accordance with the team approach used to manage the portfolios, the portfolio managers and portfolio traders implement the policies and procedures established by the Investment Committee. The portfolio managers and portfolio traders also make daily investment decisions regarding the portfolios based on the parameters established by the Investment Committee. The individuals named in a Portfolio's "**INVESTMENT ADVISOR/PORTFOLIO MANAGEMENT**" section coordinate the efforts of all other portfolio managers or trading personnel with respect to the day to day management of such Portfolio.

Mr. Plecha is a Senior Portfolio Manager and Vice President of the Advisor and a member of the Investment Committee. Mr. Plecha received his BS from the University of Michigan at Ann Arbor in 1983 and his MBA from the University of California at Los Angeles in 1987. Mr. Plecha has been a portfolio manager since 1989 and responsible for each Portfolio (excluding the DFA One-Year Fixed Income Portfolio and the DFA Short-Term Government Portfolio) since its inception. Mr. Plecha has been responsible for each of the DFA One-Year Fixed Income Portfolio and the DFA Short-Term Government Portfolio since 1989.

Mr. Kolerich is a Senior Portfolio Manager and Vice President of the Advisor and a member of the Investment Committee. Mr. Kolerich has an MBA from the University of Chicago Booth School of Business and a BS from Northern Illinois University. Mr. Kolerich joined the Advisor as a portfolio manager in 2001 and has been responsible for each Portfolio (excluding the DFA Targeted Credit Portfolio, DFA Global Core Plus Fixed Income Portfolio, DFA Diversified Fixed Income Portfolio, DFA LTIP Portfolio, DFA Short-Duration Real Return Portfolio, DFA Municipal Real Return Portfolio, DFA California Municipal Real Return Portfolio, DFA Municipal Bond Portfolio, DFA Intermediate-Term Municipal Bond Portfolio, DFA MN Municipal Bond Portfolio and DFA NY Municipal Bond Portfolio) since 2012. Mr. Kolerich has been responsible for each of the DFA Targeted Credit Portfolio, DFA Global Core Plus Fixed Income Portfolio, DFA Diversified Fixed Income Portfolio, DFA LTIP Portfolio, DFA Short-Duration Real Return Portfolio, DFA Municipal Real Return Portfolio, DFA California Municipal Real Return Portfolio, DFA Municipal Bond Portfolio, DFA Intermediate-Term Municipal Bond Portfolio, DFA MN Municipal Bond Portfolio and DFA NY Municipal Bond Portfolio since its inception.

Mr. Meldau is a Portfolio Manager and Vice President of the Advisor. Mr. Meldau holds an MBA from Wake Forest University and a BSBA from Appalachian State University. Mr. Meldau joined the Advisor in 2011, has been a portfolio manager since 2011, and has been responsible for the DFA Municipal Real Return Portfolio, DFA Municipal Bond Portfolio, DFA Short-Term Municipal Bond Portfolio, DFA Intermediate-Term Municipal Bond Portfolio, DFA California Short-Term Municipal Bond Portfolio and DFA California Intermediate-Term Municipal Bond Portfolio since 2015, the DFA NY Municipal Bond Portfolio since 2016, the DFA MN Municipal Bond Portfolio since 2018 and the DFA California Municipal Real Return Portfolio since its inception.

Ms. Noble is a Portfolio Manager and Vice President of the Advisor. Ms. Noble holds an MBA from Texas Christian University and a BS from Louisiana Tech University. Ms. Noble joined the Advisor in 2008, has been a portfolio manager since 2008, and has been responsible for the DFA One-Year Fixed Income Portfolio since 2016 and the DFA Two-Year Fixed Income Portfolio and DFA Two-Year Global Fixed Income Portfolio since 2018.

Mr. Hutchison is a Portfolio Manager and Vice President of the Advisor. Mr. Hutchison holds an MBA from Drake University and a BBA from Texas Tech University. Mr. Hutchison joined the Advisor in 2006, has been a portfolio manager since 2013, and has been responsible for the DFA Two-Year Government Portfolio, DFA Short-Term Government Portfolio, DFA Intermediate Government Fixed Income Portfolio, DFA LTIP Portfolio and DFA Inflation-Protected Securities Portfolio since 2016.

Mr. Shao is a Portfolio Manager and Vice President of the Advisor. Mr. Shao holds an MA from the University of California at Los Angeles and a BS from Columbia University. Mr. Shao joined the Advisor in 2006, has been a portfolio manager since 2011, and has been responsible for the DFA Intermediate-Term Extended Quality Portfolio, DFA Global Core Plus Fixed Income Portfolio, DFA Investment Grade Portfolio and DFA Short-Duration Real Return Portfolio since 2019.

The Portfolios' SAI provides information about each portfolio manager's compensation, other accounts managed by the portfolio manager, and the portfolio manager's ownership of Fund shares.

The Advisor provides the Portfolios with a trading department and selects brokers and dealers to effect securities transactions. Securities transactions are placed with a view to obtaining best price and execution. The Advisor's address is 6300 Bee Cave Road, Building One, Austin, TX 78746. The Advisor may pay compensation, out of the Advisor's profits and not as an additional charge to a Portfolio, to financial intermediaries to support the sale of Portfolio shares. A discussion regarding the basis for the Boards of Trustees/Directors approving the Investment Management Agreements with respect to the Portfolios is available in the semi-annual reports for the Portfolios for the fiscal period ending April 30, 2018. The Advisor has been engaged in the business of providing investment management services since May 1981. The Advisor is currently organized as a Delaware limited partnership and is controlled and operated by its general partner, Dimensional Holdings Inc., a Delaware corporation. The Advisor controls Dimensional Fund Advisors Ltd. ("DFAL") and DFA Australia Limited ("DFA Australia"). As of January 31, 2019, assets under management for all Dimensional affiliated advisors totaled approximately \$561 billion.

Each Fund bears all of its own fees, expenses, charges, assessments, taxes, and other costs incurred in its operations, whether incurred directly by the Fund or incurred by the Advisor on its behalf. The expenses payable by a Fund shall include, but are not limited to: services of its independent registered public accounting firm, legal counsel to the Fund and its disinterested trustees/directors, fees and expenses of disinterested trustees/directors, employees and consultants, accounting and pricing costs (including the daily calculations of net asset value), brokerage fees, commissions and transfer taxes in connection with the acquisition and disposition of portfolio securities, taxes and other governmental fees levied against the Fund, insurance premiums, investment fees and expenses of the Fund, including the interest expense of borrowing money, the costs incidental to meetings of its shareholders and trustees/directors, the cost of filing its registration statements under the federal securities laws and the cost of any other filings required under federal and state securities laws, the costs of preparing, printing and mailing proxies, shareholder reports, prospectuses, statements of additional information and other fund documents, transfer and dividend disbursing agency, administrative services and custodian fees, including the expenses of issuing, repurchasing or redeeming its shares, fees and expenses of securities lending agents and the oversight of the securities lending activities of the Fund, fees and expenses associated with trade administration oversight services with respect to reconciliations and the oversight of settlement and collateral management, litigation, regulatory examinations/proceedings and other extraordinary or nonrecurring expenses, and other expenses properly payable by the Fund, except as provided in the Fee Waiver and Expense Assumption Agreements for certain classes of the Portfolios. Expenses allocable to a particular Portfolio or class of a Portfolio are so allocated. The expenses of a Fund which are not allocable to a particular Portfolio or class of a Portfolio are to be borne by each Portfolio or class of a Portfolio of the Fund on the basis of its relative net assets.

MANAGEMENT FEES

The "Annual Fund Operating Expenses" table describes the fees incurred by each Portfolio for the services provided by the Advisor for the fiscal year ended October 31, 2018. The "Management Fee" listed in the table for the Portfolios provides the investment management fee that was payable by the respective Portfolio to the Advisor. The Advisor, not the Portfolios listed below, compensates the sub-advisors.

Sub-Advisors

The Advisor has entered into Sub-Advisory Agreements with DFAL and DFA Australia, respectively, with respect to the One-Year Portfolio, Two-Year Portfolio, Two-Year Global Portfolio, Selectively Hedged Global Portfolio, Five-Year Global Portfolio, World ex U.S. Government Portfolio, Short-Term Extended Quality Portfolio, Intermediate-Term Extended Quality Portfolio, Targeted Credit Portfolio, Global Core Plus Fixed Income Portfolio, Investment Grade Portfolio, Diversified Fixed Income Portfolio, LTIP Portfolio, Short-Duration Real Return Portfolio, Municipal Real Return Portfolio, California Municipal Real Return Portfolio, Municipal Bond Portfolio, MN Municipal Bond Portfolio and NY Municipal Bond Portfolio. Pursuant to the terms of each Sub-Advisory Agreement, DFAL and DFA Australia each have the authority and responsibility to select brokers or dealers to execute securities transactions for each Portfolio. Each Sub-Advisor's duties include the maintenance of a trading desk and the determination of the best and most efficient means of executing securities transactions. On at least a semi-annual basis, the Advisor reviews the holdings of each Portfolio and reviews the trading process and the execution of securities transactions. The Advisor is responsible for determining those securities that are eligible for purchase and sale by a Portfolio and may delegate this task, subject to its own review, to DFAL and DFA Australia. DFAL and DFA Australia maintain and furnish to the Advisor information and reports on securities of companies in certain markets, including recommendations of securities to be added to the securities that are eligible for purchase by each Portfolio, as well as making recommendations and elections on corporate actions. The Advisor controls DFAL and DFA Australia. DFA Australia has been a U.S. federally registered investment advisor since 1994 and is located at Level 43 Gateway, 1 Macquarie Place, Sydney, New South Wales 2000, Australia. DFAL has been a U.S. federally registered investment advisor since 1991 and is located at 20 Triton Street, Regent's Place, London NW13BF, United Kingdom.

Manager of Managers Structure

The Advisor and the Funds have received an exemptive order from the SEC for a manager of managers structure that allows the Advisor to appoint, remove or change Dimensional Wholly-Owned Sub-advisors (defined below), and enter into, amend and terminate sub-advisory agreements with Dimensional Wholly-Owned Sub-advisors, without prior shareholder approval, but subject to Board approval. A "Dimensional Wholly-Owned Sub-advisor" includes sub-advisors that are wholly-owned by the Advisor (i.e., (1) an indirect or direct "wholly-owned subsidiary" (as such term is defined in the Investment Company Act of 1940 (the "1940 Act")) of the Advisor, or (2) a sister company of the Advisor that is an indirect or direct "wholly-owned subsidiary" (as such term is defined in the 1940 Act) of the same company that, indirectly or directly, wholly owns the Advisor) ("Dimensional Wholly-Owned Sub-advisors"). A Board only will approve a change with respect to sub-advisors if the Directors conclude that such arrangements would be in the best interests of the shareholders of the One-Year Portfolio, Two-Year Portfolio, Two-Year Global Portfolio, Selectively Hedged Global Portfolio, Five-Year Global Portfolio, World ex U.S. Government Portfolio, Short-Term Extended Quality Portfolio, Intermediate-Term Extended Quality Portfolio, Targeted Credit Portfolio, Global Core Plus Fixed Income Portfolio, Investment Grade Portfolio, Diversified Fixed Income Portfolio, LTIP Portfolio, Short-Duration Real Return Portfolio, Municipal Real Return Portfolio, California Municipal Real Return Portfolio, Municipal Bond Portfolio, MN Municipal Bond Portfolio or NY Municipal Bond Portfolio (the "MOM-Eligible Portfolios"). As described above, DFA Australia and/or DFAL, each a Dimensional Wholly-Owned Sub-advisor, currently serve as sub-advisors to each MOM-Eligible Portfolio. If a new Dimensional Wholly-Owned Sub-advisor is hired for a MOM-Eligible Portfolio, shareholders will receive information about the new sub-advisor within 90 days of the change. The exemptive order allows greater flexibility for the Advisor to utilize, if desirable, personnel throughout the worldwide organization enabling a MOM-Eligible Portfolio to operate more efficiently. The Advisor will not hire unaffiliated sub-advisors without prior shareholder approval and did not request the ability to do so in its application to the SEC for an exemptive order to allow the manager of managers structure.

The use of the manager of managers structure with respect to a MOM-Eligible Portfolio is subject to certain conditions set forth in the SEC exemptive order. Under the manager of managers structure, the Advisor has the ultimate responsibility, subject to oversight by the Board, to oversee the Dimensional Wholly-Owned Sub-advisors and recommend their hiring, termination and replacement. The Advisor will provide general management services to a MOM-Eligible Portfolio, including overall supervisory responsibility for the general management and investment of the Portfolio's assets. Subject to review and approval of the Board, the Advisor will (a) set a MOM-Eligible Portfolio's overall investment strategies, (b) evaluate, select, and recommend Dimensional Wholly-Owned Sub-advisors to manage all or a portion of a MOM-Eligible Portfolio's assets, and

(c) implement procedures reasonably designed to ensure that Dimensional Wholly-Owned Sub-advisors comply with a MOM-Eligible Portfolio's investment objective, policies and restrictions. Subject to review by the Board, the Advisor will (a) when appropriate, allocate and reallocate a MOM-Eligible Portfolio's assets among multiple Dimensional Wholly-Owned Sub-advisors; and (b) monitor and evaluate the performance of Dimensional Wholly-Owned Sub-advisors.

SHAREHOLDER SERVICES

On behalf of a Portfolio, the Funds may enter into shareholder servicing agreements with financial intermediaries to provide shareholder servicing, recordkeeping, account maintenance and other services to Institutional Class shareholders of the Portfolio. For the array of services provided to Institutional Class shareholders of a Portfolio, the Funds may pay such financial intermediaries a fee for such services. These expenses will be included in "Other Expenses" in the "Annual Fund Operating Expenses" table.

FEE WAIVER AND EXPENSE ASSUMPTION AGREEMENTS

Pursuant to an Amended and Restated Fee Waiver and/or Expense Assumption Agreement for the Selectively Hedged Global Portfolio, World ex U.S. Government Portfolio, Short-Term Government Portfolio, Short-Term Extended Quality Portfolio, Intermediate-Term Extended Quality Portfolio, Targeted Credit Portfolio, Investment Grade Portfolio, Diversified Fixed Income Portfolio, LTIP Portfolio, Inflation-Protected Portfolio, Short-Duration Real Return Portfolio, Municipal Real Return Portfolio, Municipal Bond Portfolio, Short-Term Municipal Bond Portfolio, Intermediate-Term Municipal Bond Portfolio, California Short-Term Municipal Bond Portfolio, California Intermediate-Term Municipal Bond Portfolio, MN Municipal Bond Portfolio and NY Municipal Bond Portfolio (each, a "Fee Waiver Agreement"), the Advisor has agreed to waive certain fees and in certain instances assume certain expenses of the Portfolios, as described below. Each Fee Waiver Agreement described below will remain in effect through February 28, 2020, and may only be terminated by the Fund's Board of Directors prior to that date. Each Fee Waiver Agreement shall continue in effect from year to year thereafter unless terminated by the Fund or the Advisor. With respect to each Fee Waiver Agreement, prior year waived and/or assumed expenses can be recaptured only if the expense ratio following such recapture would be less than the expense cap that was in place when such prior year expenses were waived and/or assumed, and less than the current expense cap in place for the Portfolio.

DFA Selectively Hedged Global Portfolio
DFA World ex U.S. Government Portfolio
DFA Short-Term Extended Quality Portfolio
DFA Intermediate-Term Extended Quality Portfolio
DFA Targeted Credit Portfolio
DFA LTIP Portfolio
DFA Inflation-Protected Securities Portfolio
DFA Municipal Real Return Portfolio
DFA Municipal Bond Portfolio
DFA Intermediate-Term Municipal Bond Portfolio
DFA California Short-Term Municipal Bond Portfolio
DFA California Intermediate-Term Municipal Bond Portfolio
DFA MN Municipal Bond Portfolio
DFA NY Municipal Bond Portfolio

The Advisor has contractually agreed to waive all or a portion of its management fee and assume the ordinary operating expenses of a class of each of the following Portfolios (excluding the expenses that the Portfolio incurs indirectly through its investment in other investment companies) ("Portfolio Expenses") to the extent necessary to limit the Portfolio Expenses of a class of each Portfolio, on an annualized basis, to the rates listed below as a percentage of a class of the respective Portfolio's average net assets (the "Expense Limitation Amount"). At any time that the Portfolio Expenses of a class of the Portfolio are less than the Expense Limitation Amount for such class of shares of the Portfolio, the Advisor retains the right to recover any fees previously waived and/or expenses previously assumed to the extent that such recovery will not cause the annualized Portfolio Expenses for such class of shares of the Portfolio to exceed the applicable Expense Limitation Amount identified below. A Portfolio is not obligated to reimburse the Advisor for fees previously waived or expenses previously assumed by the Advisor more than thirty-six months before the date of such reimbursement.

Portfolio	Expense Limitation Amount
Selectively Hedged Global Portfolio	0.25%
World ex U.S. Government Portfolio	0.20%
Short-Term Extended Quality Portfolio	0.22%
Intermediate-Term Extended Quality Portfolio	0.22%
Targeted Credit Portfolio	0.20%
LTIP Portfolio	0.15%
Inflation-Protected Portfolio	0.20%
Municipal Real Return Portfolio	0.27%
Municipal Bond Portfolio	0.23%
Intermediate-Term Municipal Bond Portfolio	0.23%
California Short-Term Municipal Bond Portfolio	0.30%
California Intermediate-Term Municipal Bond Portfolio	0.23%
MN Municipal Bond Portfolio	0.32%
NY Municipal Bond Portfolio	0.25%

DFA Short-Term Government Portfolio
DFA Short-Term Municipal Bond Portfolio

The Advisor has contractually agreed to waive all or a portion of its management fee to the extent necessary to reduce the ordinary operating expenses (excluding expenses incurred through its investment in other investment companies) ("Portfolio Expenses") of a class of each of the following Portfolios so that such Portfolio Expenses, on an annualized basis, do not exceed the rate reflected below for a class of each such Portfolio (the "Expense Limitation Amount"). At any time that the Portfolio Expenses of a class of the Portfolio are less than the Expense Limitation Amount for a class of the Portfolio, the Advisor retains the right to recover any fees previously waived to the extent that such recovery will not cause the annualized Portfolio Expenses for such class of shares of the Portfolio to exceed the Expense Limitation Amount identified below. A Portfolio is not obligated to reimburse the Advisor for fees previously waived by the Advisor more than thirty-six months before the date of such reimbursement.

Portfolio	Expense Limitation Amount
Short-Term Government Portfolio	0.20%
Short-Term Municipal Bond Portfolio	0.30%

DFA Investment Grade Portfolio

The Advisor has agreed to waive all or a portion of its management fee and to assume the expenses of a class of the Investment Grade Portfolio (including the expenses that the Portfolio bears as a shareholder of other funds managed by the Advisor but excluding the expenses that the Portfolio incurs indirectly through investment of its securities lending cash collateral in the Money Market Series and its investment in unaffiliated investment companies) ("Portfolio Expenses") to the extent necessary to limit Portfolio Expenses of a class of the Portfolio, on an annualized basis, to no more than 0.22% of the average net assets of a class of the Portfolio (the "Expense Limitation Amount"). At any time that the Portfolio Expenses are less than the Expense Limitation Amount of a class of shares of the Portfolio, the Advisor retains the right to recover any fees previously waived and/or expenses previously assumed to the extent that such recovery will not cause the annualized Portfolio Expenses for such class of shares of the Portfolio to exceed the Expense Limitation Amount. The Portfolio is not obligated to reimburse the Advisor for fees previously waived or expenses previously assumed by the Advisor more than thirty-six months before the date of such reimbursement.

DFA Diversified Fixed Income Portfolio

DFA Global Core Plus Fixed Income Portfolio

DFA California Municipal Real Return Portfolio

The Advisor has contractually agreed to waive all or a portion of its management fee and to assume the ordinary operating expenses of a class of each of the following Portfolios (including the expenses that the Portfolio bears as a shareholder of other funds managed by the Advisor, excluding money market funds, but excluding the expenses that the Portfolio incurs indirectly through its investment in unaffiliated investment companies) ("Portfolio Expenses") to the extent necessary to limit the Portfolio Expenses of a class of the Portfolio to the following percentages of the average net assets of a class of the Portfolio on an annualized basis (the "Expense Limitation Amount"). At any time that the Portfolio Expenses are less than the Expense Limitation Amount of a class of shares of the Portfolio, the Advisor retains the right to recover any fees previously waived and/or expenses previously assumed to the extent that such recovery will not cause the annualized Portfolio Expenses for such class of shares of the Portfolio to exceed the Expense Limitation Amount. The Portfolio is not obligated to reimburse the Advisor for fees previously waived or expenses previously assumed by the Advisor more than thirty-six months before the date of such reimbursement.

Portfolio	Expense Limitation Amount
Diversified Fixed Income Portfolio	0.15%
Global Core Plus Fixed Income Portfolio	0.30%
California Municipal Real Return Portfolio	0.30%

DFA Short-Duration Real Return Portfolio

The Advisor has contractually agreed to waive up to the full amount of the Short-Duration Real Return Portfolio's management fee of 0.20% to the extent necessary to offset the proportionate share of the management fees paid by the Portfolio through its investment in other funds managed by the Advisor, except for the fees paid through its investment of securities lending cash collateral in the Money Market Series (the "Underlying Funds"). In addition, under the Fee Waiver Agreement, the Advisor has also agreed to waive all or a portion of the management fee and to assume the ordinary operating expenses of a class of the Portfolio (including the expenses that the Portfolio bears as a shareholder of other funds managed by the Advisor but excluding the expenses that the Portfolio incurs indirectly through investment of its securities lending cash collateral in the Money Market Series and the expenses that the Portfolio incurs indirectly through its investment in unaffiliated investment companies) ("Portfolio Expenses") to the extent necessary to limit the Portfolio Expenses of a class of the Portfolio to 0.24% of the average net assets of a class of the Portfolio on an annualized basis (the "Expense Limitation Amount"). At any time that the Portfolio's annualized Portfolio Expenses are less than the Portfolio's Expense Limitation Amount, described above, the Advisor retains the right to recover any fees previously waived and/or expenses previously assumed to the extent that such recovery will not cause the annualized Portfolio Expenses of a class of the Portfolio to exceed the Expense Limitation Amount. The Portfolio is not obligated to reimburse the Advisor for fees previously waived or expenses previously assumed by the Advisor more than thirty-six months before the date of such reimbursement. With respect to the Portfolio, the Advisor shall also not be reimbursed for any management fees previously waived to offset the Portfolio's proportionate share of the management fees paid by such Portfolio through its investment in other funds managed by the Advisor.

Dividends, Capital Gains Distributions and Taxes

Dividends and Distributions. Each Portfolio intends to qualify each year as a regulated investment company under the Internal Revenue Code of 1986, as amended (the "Code"). As a regulated investment company, a Portfolio generally pays no federal income tax on the income and gains it distributes to you. Dividends from net investment income are distributed monthly by the One-Year Portfolio, Short-Term Extended Quality Portfolio, Intermediate-Term Extended Quality Portfolio, Targeted Credit Portfolio, Municipal Real Return Portfolio, California Municipal Real Return Portfolio, Municipal Bond Portfolio, Short-Term Municipal Bond Portfolio, Intermediate-Term Municipal Bond Portfolio, California Short-Term Municipal Bond Portfolio, California

Intermediate-Term Municipal Bond Portfolio, MN Municipal Bond Portfolio and NY Municipal Bond Portfolio; distributed quarterly by the Two-Year Portfolio, Two-Year Government Portfolio, Two-Year Global Portfolio, Five-Year Global Portfolio, World ex U.S. Government Portfolio, Short-Term Government Portfolio, Intermediate Government Portfolio, Global Core Plus Fixed Income Portfolio, Investment Grade Portfolio, Diversified Fixed Income Portfolio, LTIP Portfolio and Inflation-Protected Portfolio; and distributed annually by the Selectively Hedged Global Portfolio and Short-Duration Real Return Portfolio. The Two-Year Global Portfolio, Five-Year Global Portfolio, World ex U.S. Government Portfolio, Intermediate Government Portfolio, Selectively Hedged Global Portfolio, LTIP Portfolio, and Inflation-Protected Portfolio and any other Portfolio that becomes an investment option for the Advisor's funds of funds in the future may make an additional dividend distribution from net investment income in October of each year. Any net realized capital gains (after any reductions for available capital loss carryforwards) are distributed annually, typically in December. A Portfolio may distribute such income dividends and capital gains more frequently, if necessary, in order to reduce or eliminate federal excise or income taxes on the Portfolio.

Capital gains distributions may vary considerably from year to year as a result of a Portfolio's normal investment activities and cash flows. During a time of economic volatility, a Portfolio may experience capital losses and unrealized depreciation in value of investments, the effect of which may be to reduce or eliminate capital gains distributions for a period of time. A Portfolio may be required to distribute taxable realized gains from a prior year, even if the Portfolio has a net realized loss for the year of distribution.

You will automatically receive all income dividends and capital gains distributions in additional shares of the Portfolio whose shares you hold at net asset value (as of the business date following the dividend record date), unless, upon written notice to the Advisor and completion of account information, you request to receive income dividends or capital gains distributions, or both, in cash.

Portfolio	Net Investment Income Distribution		
	Annually	Quarterly	Monthly
One-Year Portfolio			X
Two-Year Portfolio		X	
Two-Year Government Portfolio		X	
Two-Year Global Portfolio		X	
Selectively Hedged Global Portfolio	X		
Five-Year Global Portfolio		X	
World ex U.S. Government Portfolio		X	
Short-Term Government Portfolio		X	
Intermediate Government Portfolio		X	
Short-Term Extended Quality Portfolio			X
Intermediate-Term Extended Quality Portfolio			X
Targeted Credit Portfolio			X
Global Core Plus Fixed Income Portfolio		X	
Investment Grade Portfolio		X	
Diversified Fixed Income Portfolio		X	
LTIP Portfolio		X	
Inflation-Protected Portfolio		X	
Short-Duration Real Return Portfolio	X		
Municipal Real Return Portfolio			X
California Municipal Real Return Portfolio			X
Municipal Bond Portfolio			X
Short-Term Municipal Bond Portfolio			X

Portfolio	Net Investment Income Distribution		
	Annually	Quarterly	Monthly
Intermediate-Term Municipal Bond Portfolio			X
California Short-Term Municipal Bond Portfolio			X
California Intermediate-Term Municipal Bond Portfolio			X
MN Municipal Bond Portfolio			X
NY Municipal Bond Portfolio			X

Annual Statements. Each year, you will receive a statement that shows the tax status of distributions you received the previous calendar year. Distributions declared in December to shareholders of record in such month, but paid in January, are taxable as if they were paid in December.

Avoid "Buying A Dividend." At the time you purchase your Portfolio shares, a Portfolio's net asset value may reflect undistributed income or undistributed capital gains. A subsequent distribution to you of such amounts, although constituting a return of your investment, would be taxable. Buying shares in a Portfolio just before it declares an income dividend or capital gains distribution is sometimes known as "buying a dividend." In addition, a Portfolio's net asset value may, at any time, reflect net unrealized appreciation, which may result in future taxable distributions to you.

Tax Considerations. This discussion of "**Tax Considerations**" should be read in conjunction with the remaining subsections below containing additional information. Also, unless otherwise indicated, the discussion below with respect to a Portfolio includes in the case of a Portfolio invested in an Underlying Fund, its pro rata share of the dividends and distributions paid by such Underlying Fund.

In general, if you are a taxable investor, Portfolio distributions (other than exempt-interest dividends) are taxable to you as ordinary income, capital gains, or some combination of both. This is true whether you reinvest your distributions in additional Portfolio shares or receive them in cash.

For federal income tax purposes, Portfolio distributions of short-term capital gains are taxable to you at ordinary income rates. Portfolio distributions of long-term capital gains are taxable to you at long-term capital gain rates no matter how long you have owned your shares. A portfolio with a high portfolio turnover rate (a measure of how frequently assets within a portfolio are bought and sold) is more likely to generate short-term capital gains than a portfolio with a low portfolio turnover. Because the income of each Portfolio primarily is derived from investments earning interest rather than dividend income, generally none or only a small portion of the income dividends paid to you by a Portfolio is anticipated to be qualified dividend income eligible for taxation by individuals at long-term capital gain tax rates.

Compared to other types of investments, derivatives may be less tax efficient. For example, the use of derivatives by a Portfolio may cause the Portfolio to realize higher amounts of ordinary income or short-term capital gain, distributions from which are taxable to individual shareholders at ordinary income tax rates rather than at the more favorable tax rates for long-term capital gains. Changes in government regulation of derivative instruments could affect the character, timing and amount of a Portfolio's taxable income or gains, and may limit or prevent the Portfolio from using certain types of derivative instruments as a part of its investment strategy. A Portfolio's use of derivatives also may be limited by the requirements for taxation of the Portfolio as a regulated investment company.

If a Portfolio qualifies to pass through to you the tax benefits from foreign taxes it pays on its investments, and elects to do so, then any foreign taxes it pays on these investments will be treated as paid by you. You will then be entitled either to deduct your share of these taxes in computing your taxable income, or to claim a foreign tax credit for these taxes against your U.S. federal income tax (subject to limitations for certain shareholders).

Sale or Redemption of Portfolio Shares. The sale of shares of a Portfolio is a taxable event and may result in a capital gain or loss to you. Capital gain or loss may be realized from an ordinary redemption of shares or an exchange of shares between two Portfolios. Any loss incurred on the sale or exchange of a Portfolio's shares, held

for six months or less, will be treated as a long-term capital loss to the extent of capital gain dividends received with respect to such shares. Any loss incurred on the redemption or exchange of shares held for six months or less will be disallowed to the extent of any exempt-interest dividends paid to you with respect to your Portfolio shares, and any remaining loss will be treated as a long-term capital loss to the extent of any long-term capital gain distributed to you by the Portfolio on those shares.

A Portfolio is required to report to you and the Internal Revenue Service annually on Form 1099-B not only the gross proceeds of Portfolio shares you sell or redeem but also the cost basis for shares you sell or redeem that were purchased or acquired on or after January 1, 2012. Cost basis will be calculated using the Portfolios' default method of average cost, unless you instruct a Portfolio to use a different calculation method. Shareholders should carefully review the cost basis information provided by a Portfolio and make any additional basis, holding period or other adjustments that are required when reporting these amounts on their federal income tax returns. If your account is held by your investment representative (financial advisor or other broker), please contact that representative with respect to reporting of cost basis and available elections for your account. Tax-advantaged retirement accounts will not be affected.

Medicare Tax. An additional 3.8% Medicare tax is imposed on certain net investment income (including ordinary dividends and capital gain distributions received from a Portfolio and net gains from redemptions or other taxable dispositions of Portfolio shares) of U.S. individuals, estates and trusts to the extent that such person's "modified adjusted gross income" (in the case of an individual) or "adjusted gross income" (in the case of an estate or trust) exceeds a threshold amount. Net investment income does not include exempt-interest dividends. This Medicare tax, if applicable, is reported by you on, and paid with, your federal income tax return.

Backup Withholding. By law, a Portfolio may be required to withhold 24% of taxable dividends, capital gains distributions, and redemption proceeds paid to you if you do not provide your proper taxpayer identification number and certain required certifications. You may avoid this withholding requirement by providing and certifying on the account registration form your correct Taxpayer Identification Number and by certifying that you are not subject to backup withholding and are a U.S. person (including a U.S. resident alien). A Portfolio must also withhold if the Internal Revenue Service instructs it to do so.

State and Local Taxes. In addition to federal taxes, you may be subject to state and local taxes on distributions from a Portfolio and on gains arising on redemption or exchange of a Portfolio's shares. Distributions of interest income and capital gains realized from certain types of U.S. Government securities may be exempt from state personal income taxes. To the extent an Underlying Fund invests in U.S. Government obligations, distributions derived from interest on these obligations and paid to its corresponding Portfolio and, in turn, to shareholders are unlikely to be exempt from state and local income tax.

Non-U.S. Investors. Non-U.S. investors may be subject to U.S. withholding tax, at either the 30% statutory rate or a lower rate if you are a resident of a country that has a tax treaty with the U.S., and are subject to special U.S. tax certification requirements to avoid backup withholding and claim any treaty benefits. Exemptions from U.S. withholding tax are provided for certain capital gain dividends paid by a Portfolio from net long-term capital gains, if any, exempt-interest dividends, interest-related dividends paid by a Portfolio from its qualified net interest income from U.S. sources and short-term capital gain dividends, if such amounts are reported by a Portfolio. However, notwithstanding such exemptions from U.S. withholding at the source, any such dividends and distributions of income and capital gains will be subject to backup withholding at a rate of 24% if you fail to properly certify that you are not a U.S. person. Non-U.S. investors also may be subject to U.S. estate tax.

Other Reporting and Withholding Requirements. Under the Foreign Account Tax Compliance Act ("FATCA"), a Portfolio will be required to withhold a 30% tax on income dividends made by the Portfolio to certain foreign entities, referred to as foreign financial institutions or non-financial foreign entities, that fail to comply (or be deemed compliant) with extensive reporting and withholding requirements designed to inform the U.S. Department of the Treasury of U.S.-owned foreign investment accounts. After December 31, 2018, FATCA withholding also would have applied to certain capital gain distributions, return of capital distributions and the proceeds arising from the sale of Portfolio shares; however, based on proposed regulations issued by the Internal Revenue Service, which may be relied upon currently, such withholding is no longer required unless final regulations provide otherwise (which is not expected). A Portfolio may disclose the information that it receives

from its shareholders to the Internal Revenue Service, non-U.S. taxing authorities or other parties as necessary to comply with FATCA or similar laws. Withholding also may be required if a foreign entity that is a shareholder of a Portfolio fails to provide the Portfolio with appropriate certifications or other documentation concerning its status under FATCA.

Special Tax Considerations for Municipal Portfolios

Exempt-Interest Dividends. In the case of the Municipal Portfolios, most portfolio distributions will consist of exempt-interest dividends (dividends paid from interest earned on municipal securities). In general, exempt-interest dividends are exempt from regular federal income tax. Exempt-interest dividends from interest earned on municipal securities of a state, or its political subdivisions, generally are exempt from that state's personal income tax. Most states, however, do not grant tax-free treatment to interest from municipal securities of other states.

Because of these tax exemptions, the Municipal Portfolios may not be suitable investments for retirement plans and other tax-exempt investors. Corporate shareholders should note that these dividends may be fully taxable in states that impose corporate franchise taxes, corporate income taxes, or both, and they should consult with their tax advisors about the taxability of this income before investing in any of the Municipal Portfolios. In addition, many states require that the portion of a Portfolio's income that is exempt from taxation be specifically designated.

Exempt-interest dividends are taken into account when determining the taxable portion of your social security or railroad retirement benefits. In addition, the Municipal Portfolios do not currently intend to invest their assets in municipal securities whose interest is subject to the federal alternative minimum tax.

While each Municipal Portfolio endeavors to purchase only bona fide tax-exempt securities, there are risks that: (a) a security issued as tax-exempt may be reclassified by the Internal Revenue Service or a state tax authority as taxable and/or (b) future legislative, administrative or court actions could adversely impact the qualification of income from a tax-exempt security as tax-free. Such reclassifications or actions could cause interest from a security to become taxable, possibly retroactively, subjecting you to increased tax liability. In addition, such reclassifications or actions could cause the value of a security, and therefore, the value of a Municipal Portfolio's shares, to decline. The 2017 Tax Cuts and Jobs Act repeals the exclusion from gross income for interest on pre-refunded municipal securities effective for such bonds issued after December 31, 2017.

Taxable Income Dividends. Although the Municipal Portfolios attempt to invest all of their assets in tax-exempt securities, it is possible, although not anticipated, that a portion of their assets may be invested in securities that pay taxable interest. These investments could generate taxable income for shareholders. The Municipal Portfolios may also distribute to you any market discount and net short-term capital gains from the sale of its portfolio securities. If you are a taxable investor, Portfolio distributions from this income are taxable to you as ordinary income, and generally will not be treated as qualified dividend income subject to reduced rates of taxation for individuals. Distributions of ordinary income are taxable whether you reinvest your distributions in additional Portfolio shares or receive them in cash.

Capital Gain Distributions. The Municipal Portfolios also may realize net long-term capital gains from the sale of portfolio securities. Portfolio distributions of long-term capital gains are taxable to you as long-term capital gains no matter how long you have owned your shares.

Residents of California. Exempt-interest dividends paid by the California Short-Term Municipal Bond Portfolio, California Intermediate-Term Municipal Bond Portfolio and California Municipal Real Return Portfolio (the "California Municipal Bond Portfolios") are excluded from California taxable income for purposes of the California personal income tax if:

- the dividends are derived from interest on obligations of the State of California and its political subdivisions or qualifying obligations of U.S. territories and possessions that are exempt from state taxation under federal law;

- the dividends paid do not exceed the amount of interest (minus certain nondeductible expenses) the Portfolio receives, during its taxable year, on obligations that, when held by an individual, pay interest exempt from taxation by California; and
- the Portfolio properly reports the dividends as California exempt-interest dividends in a written notice mailed to shareholders.

Each of the California Municipal Bond Portfolios may report dividends as exempt-interest dividends (and therefore exempt from California income tax), only if:

- it qualifies as a regulated investment company under the Code; and
- at the close of each quarter of its taxable year, at least 50 percent of the value of its total assets consists of obligations the interest on which is exempt from taxation by the State of California when held by an individual.

Distributions from the California Municipal Bond Portfolios, including exempt-interest dividends, may be taxable to shareholders that are subject to the California Corporation Franchise Tax.

Residents of New York. Exempt-interest dividends paid by the Portfolio are exempt taxable income for purposes of the New York state personal income tax and the New York City personal income tax if the dividends are excluded from gross income for federal income tax purposes and if the dividends are derived from interest on:

- obligations of the State of New York or its political subdivisions;
- qualifying obligations of U.S. territories and possessions.

Shareholders that are subject to the New York State and New York City franchise taxes on business corporations and insurance companies should consult their tax advisers regarding the taxation of distributions attributable to or the value of shares of the Portfolio.

Residents of Minnesota. Exempt-interest dividends paid by the MN Municipal Bond Portfolio are exempt from taxable income for purposes of the Minnesota individual income tax provided that (i) such dividends are derived from tax-exempt interest on obligations of Minnesota and its political subdivisions, (ii) such dividends are excluded from gross income for federal income tax purposes, and (iii) the exempt-interest dividends from tax-exempt obligations of Minnesota and its political subdivisions represent 95% or more of the total exempt-interest dividends (including the portion of exempt-interest dividends exempt from state taxation under the laws of the United States) paid to shareholders by the Portfolio. If at least 95% of the total exempt-interest dividends are derived from municipal securities issued by Minnesota and its political subdivisions, only the portion of such exempt-interest dividends derived from governments outside of Minnesota is taxable for Minnesota individual income tax purposes. If less than 95% of the total exempt-interest dividends are derived from obligations of the state of Minnesota and its political subdivisions, the full amount of such exempt-interest the dividends is taxable for Minnesota individual income tax purposes. As a matter of policy, the MN Municipal Bond Portfolio will seek to earn at least 95% of its income from interest on municipal securities issued by Minnesota and its political subdivisions.

Dividends attributable to interest derived from qualifying obligations of the U.S. may be excluded from Minnesota regular taxable income to the extent such interest was included in federal taxable income (however such obligations and the dividends therefrom could affect the ability of the MN Municipal Bond Portfolio to satisfy the above-referenced 95% requirement with respect to obligations of Minnesota and its political subdivisions).

Exempt-interest dividends that are excluded from Minnesota taxable net income but that are subject to the federal alternative minimum tax, are also subject to the Minnesota alternative minimum tax on individuals, estates and trusts. Distributions from the MN Municipal Bond Portfolio, including exempt-interest dividends, may be subject to the Minnesota franchise tax imposed on corporations.

This discussion of "DIVIDENDS, CAPITAL GAINS DISTRIBUTIONS AND TAXES" is not intended or written to be used as tax advice. Because everyone's tax situation is unique, you should consult your tax professional about federal, state, local or foreign tax consequences before making an investment in a Portfolio. Prospective investors should also consult the SAI.

Purchase of Shares

CASH PURCHASES

Investors who do not already have an agreement in place with a Fund may purchase shares of any Portfolio by first contacting the Portfolio's transfer agent at (888) 576-1167. Investors that invest through a financial intermediary should contact such intermediary with regard to purchase instructions. With respect to the Two-Year Portfolio and the Two-Year Government Portfolio, clients of LWIF should first contact LWIF at (800) 366-7266, ext. 7, to notify LWIF of the proposed investment. Shares of the Two Year-Portfolio and the Two-Year Government Portfolio that are purchased or sold through omnibus accounts maintained by securities firms may be subject to a service fee or commission for such transactions. Investors that are clients of LWIF may also be subject to investment advisory fees under their own arrangements with LWIF. The Portfolios generally are available for investment only by institutional clients, clients of registered investment advisors, clients of financial institutions, and a limited number of certain other investors, each as approved from time to time by the Advisor ("Eligible Investors"). Eligible Investors include employees, former employees, shareholders and directors of the Advisor and the Fund and friends and family members of such persons. All investments are subject to approval of the Advisor, and all investors must complete and submit the necessary account registration forms in good order. The Portfolios generally are available for investment only to U.S. citizens, U.S. residents, and U.S. domestic corporations, partnerships, trusts, or other entities. For purposes of this limitation, U.S. citizens and U.S. residents must reside in the U.S. and U.S. domestic corporations, partnerships, trusts, and other entities must have a U.S. address of record. The Funds reserve the right to reject any initial or additional investment and to suspend the offering of shares of any Portfolio.

All purchases must be received in good order. "Good order" with respect to the purchase of shares means that (1) a fully completed and properly signed Account Registration Form and any additional supporting legal documentation required by the Advisor and/or transfer agent have been received in legible form, and (2) the transfer agent has been notified of the purchase, no later than the close of regular trading on the New York Stock Exchange ("NYSE") (normally, 4:00 p.m. ET) ("Market Close") on the day of the purchase. It is the investor or financial intermediary's responsibility to ensure notification is received in good order by the transfer agent prior to the Market Close on the purchase date.

Under certain conditions, Portfolios may accept and process purchase orders after the close of the NYSE on days that the NYSE unexpectedly closes early and may accept orders on a business day that the NYSE is unexpectedly closed. All orders will be processed at the next determined net asset value per share.

Payment

Payment of the total amount due should be made in U.S. dollars. If your payment is not received on settlement date, your purchase may be canceled. If an order to purchase shares must be canceled due to nonpayment, the purchaser will be responsible for any loss incurred by a Fund arising out of such cancellation. To recover any such loss, a Fund reserves the right to redeem shares owned by any purchaser whose order is canceled, and such purchaser may be prohibited or restricted in the manner of placing further orders.

Purchase by wire or check

Wire. Investors having an account with a bank that is a member or a correspondent of a member of the Federal Reserve System may purchase shares by wire after providing notification to the transfer agent by an approved method. The transfer agent can be reached by phone at (888) 576-1167. Notification must include the account number, account name, Portfolio number, trade date and purchase amount. On or before settlement date, the investor paying by wire must request their bank to transmit immediately available funds (federal funds) by wire to the Fund's custodian for the account of DFA Investment Dimensions Group Inc. (specify the Portfolio or, with regard to purchases of the Two-Year Portfolio or the Two-Year Government Portfolio, for the account of Dimensional Investment Group Inc.). Additional investments also may be made through the wire procedure by first notifying the transfer agent. If your payment is not received on settlement date, your purchase may be canceled.

Check. Investors who wish to purchase shares of any Portfolio by check should first call the Portfolio's transfer agent at (888) 576-1167 for additional instructions. Checks should be made payable to Dimensional Funds. Reference the name of the Portfolio in which you wish to invest.

Shares also may be purchased and sold by individuals through securities firms that may charge a service fee or commission for such transactions. No such fee or commission is charged on shares that are purchased or redeemed directly from the Funds. Investors who are clients of investment advisory organizations may also be subject to investment advisory fees under their own arrangements with such organizations.

IN-KIND PURCHASES

If accepted by the Funds, shares of the Portfolios may be purchased in exchange for securities that are eligible for acquisition by the Portfolios or otherwise represented in their portfolios as described in this Prospectus or as otherwise consistent with the Funds' policies or procedures or in exchange for local currencies in which such securities of the Two-Year Global Portfolio, Selectively Hedged Global Portfolio, Five-Year Global Portfolio, World ex U.S. Government Portfolio, Short-Term Extended Quality Portfolio, Intermediate-Term Extended Quality Portfolio, Targeted Credit Portfolio, Global Core Plus Fixed Income Portfolio (or its international or global Underlying Funds), Investment Grade Portfolio, Diversified Fixed Income Portfolio (or its international or global Underlying Funds) LTIP Portfolio or Short-Duration Real Return Portfolio are denominated. Securities and local currencies accepted by the Fund for exchange and Fund shares to be issued in the exchange will be valued as set forth under "**VALUATION OF SHARES**" at the time of the next determination of net asset value after such acceptance. All dividends, interest, subscription, or other rights pertaining to such securities shall become the property of the Portfolio whose shares are being acquired and must be delivered to the applicable Fund by the investor upon receipt from the issuer. Investors who desire to purchase shares of a Portfolio with local currencies should first contact the Advisor.

The Funds will not accept securities in exchange for shares of a Portfolio unless: (1) such securities are, at the time of the exchange, eligible to be included, or otherwise represented, in the Portfolio whose shares are to be issued (or in its corresponding Underlying Funds) and current market values are available for such securities based on a Fund's valuation procedures; (2) the investor represents and agrees that all securities offered to be exchanged are not subject to any restrictions upon their sale by the Portfolio under the Securities Act of 1933 or under the laws of the country in which the principal market for such securities exists, or otherwise; and (3) at the discretion of the respective Fund, the value of any such security (except U.S. government securities) being exchanged, together with other securities of the same issuer owned by the Portfolio or Underlying Fund may not exceed 5% of the net assets of the Portfolio or Underlying Fund immediately after the transaction, however, this last limitation does not apply to the Five-Year Global Portfolio.

A gain or loss for federal income tax purposes will generally be realized by investors who are subject to federal taxation upon the exchange depending upon the cost of the securities or local currency exchanged. Investors interested in such exchanges should contact the Advisor. Purchases of shares will be made in full and fractional shares calculated to three decimal places. In the interest of economy and convenience, certificates for shares will not be issued.

Policy Regarding Excessive or Short-Term Trading

The Portfolios are designed for long-term investors (except as described below) and are not intended for investors that engage in excessive short-term trading activity that may be harmful to the Portfolios, including but not limited to market timing. Short-term or excessive trading into and out of the Portfolios can disrupt portfolio management strategies, harm performance and increase Portfolio expenses for all shareholders, including long-term shareholders who do not generate these costs.

The Boards of Directors of the Funds (collectively, the "Board") have adopted a policy (the "Trading Policy") and the Advisor and DFA Securities LLC (collectively, "Dimensional") and Dimensional's agents have implemented the following procedures, which are designed to discourage and prevent market timing or excessive short-term trading in the Funds: (i) trade activity monitoring and purchase blocking procedures; and (ii) use of fair value pricing.

The Funds, Dimensional and their agents monitor trades and flows of money in and out of the Portfolios from time to time in an effort to detect excessive short-term trading activities, and for consistent enforcement of the Trading Policy. The Funds reserve the right to take the actions necessary to stop excessive or disruptive trading activities, including refusing or canceling purchase or exchange orders for any reason, without prior notice, particularly purchase or exchange orders that the Fund believes are made on behalf of market timers. The Funds, Dimensional and their agents reserve the right to restrict, refuse or cancel any purchase or exchange request made by an investor indefinitely if a Fund or Dimensional believes that any combination of trading activity in the accounts is potentially disruptive to a Portfolio. In making such judgments, the Funds and Dimensional seek to act in a manner that is consistent with the interests of shareholders. For purposes of applying these procedures, Dimensional may consider an investor's trading history in the Portfolios, and accounts under common ownership, influence or control.

In addition to the Funds' general ability to restrict potentially disruptive trading activity as described above, the Fund also has adopted purchase blocking procedures. Under the Funds' purchase blocking procedures, where an investor has engaged in any two purchases and two redemptions (including redemptions that are part of an exchange transaction) in a Portfolio in any rolling 30 calendar day monitoring period (i.e., two "round trips"), the Funds and Dimensional intend to block the investor from making any additional purchases in that Portfolio for 90 calendar days (a "purchase block"). If implemented, a purchase block will begin at some point after the transaction that caused the investor to have engaged in the prohibited two round-trips is detected by a Fund, Dimensional, or their agents. The Funds and Dimensional are permitted to implement a longer purchase block, or permanently bar future purchases by an investor, if they determine that it is appropriate.

Under the Funds' purchase blocking procedures, the following purchases and redemptions will not trigger a purchase block: (i) purchases and redemptions of shares having a value in each transaction of less than \$25,000; (ii) purchases and redemptions by U.S. registered investment companies that operate as fund of funds and non-U.S. investment companies that operate as fund of funds that a Fund or Dimensional, in their sole discretion, have determined are not designed and/or are not serving as vehicles for excessive short-term or other disruptive trading (in each case, the fund of funds shall agree to be subject to monitoring by Dimensional); (iii) purchases and redemptions by a feeder portfolio of a master fund's shares; (iv) systematic or automated transactions where the shareholder, financial advisor or investment fiduciary does not exercise direct control over the investment decision; (v) retirement plan contributions, loans, loan repayments and distributions (including hardship withdrawals) identified as such in the retirement plan recordkeeper's system; (vi) purchase transactions involving transfers of assets, rollovers, Roth IRA conversions and IRA recharacterizations; (vii) purchases of shares with Portfolio dividends or capital gain distributions; (viii) transfers and reregistrations of shares within the same Portfolio; and (ix) transactions by 529 Plans. Notwithstanding the Funds' purchase blocking procedures, all transactions in Portfolio shares are subject to the right of the Funds and Dimensional to restrict potentially disruptive trading activity (including purchases and redemptions described above that will not be subject to the purchase blocking procedures).

The Funds, Dimensional or their designees will have the ability, pursuant to Rule 22c-2 under the 1940 Act, to request information from financial intermediaries, such as 401(k) plan administrators, trust companies and broker dealers (together, "Intermediaries"), concerning trades placed in omnibus and other multi-investor accounts (together, "Omnibus Accounts"), in order to attempt to monitor trades that are placed by the underlying shareholders of these Omnibus Accounts. The Funds, Dimensional and their designees will use the information obtained from the Intermediaries to monitor trading in the Funds and to attempt to identify shareholders in Omnibus Accounts engaged in trading that is inconsistent with the Trading Policy or otherwise not in the best interests of the Funds. The Funds, Dimensional or their designees, when they detect trading patterns in shares of the Funds that may constitute short-term or excessive trading, will provide written instructions to the Intermediary to restrict or prohibit further purchases or exchanges of shares of the Portfolios by a shareholder that has been identified as having engaged in excessive or short-term transactions in the Portfolios' shares (directly or indirectly through the Intermediary's account) that violate the Trading Policy.

The ability of the Funds and Dimensional to impose these limitations, including the purchase blocking procedures, on investors investing through Intermediaries is dependent on the receipt of information necessary to identify transactions by the underlying investors and the Intermediary's cooperation in implementing the Trading Policy. Investors seeking to engage in excessive short-term trading practices may deploy a variety of strategies to avoid detection, and despite the efforts of the Funds and Dimensional to prevent excessive short-term trading, there is

no assurance that the Fund, Dimensional or their agents will be able to identify those shareholders or curtail their trading practices. The ability of the Funds, Dimensional and their agents to detect and limit excessive short-term trading also may be restricted by operational systems and technological limitations.

Transactions in certain rebalancing programs and asset allocation programs, or fund-of-funds products, may be exempt from the Trading Policy subject to approval by the CCO. In addition, the purchase blocking procedures will not apply to a redemption transaction in which a Portfolio distributes portfolio securities to a shareholder in-kind, where the redemption will not disrupt the efficient portfolio management of the Portfolio and the redemption is consistent with the interests of the remaining shareholders of the Portfolio.

The purchase blocking procedures of the Trading Policy do not apply to shareholders whose shares are held on the books of certain Intermediaries that have not expressly adopted procedures to implement this Policy. The Funds and Dimensional may work with Intermediaries to implement purchase blocking procedures or other procedures that the Funds and Dimensional determine are reasonably designed to achieve the objective of this Trading Policy. At the time the Intermediaries adopt these procedures, shareholders whose accounts are on the books of such Intermediaries will be subject to the Trading Policy's purchase blocking procedures or another frequent trading policy that achieves the objective of the purchase blocking procedures. Investors that invest in the Portfolios through an Intermediary should contact the Intermediary for information concerning the policies and procedures that apply to the investor.

As of the date of this Prospectus, the ability of the Funds and Dimensional to apply the purchase blocking procedures on purchases by all investors and the ability of the Funds and Dimensional to monitor trades through Omnibus Accounts maintained by Intermediaries may be restricted due to systems limitations of both the Funds' service providers and the Intermediaries. The Funds expect that the application of the Trading Policy as described above, including the purchase blocking procedures (subject to the limitations described above), will be able to be implemented by Intermediaries in compliance with Rule 22c-2 under the 1940 Act.

The One-Year Portfolio is managed for both long-term investors and investors who may invest in the One-Year Portfolio on a short-term basis. Dimensional and DFA Investment Dimensions Group Inc. do not apply the purchase blocking procedures and may allow more frequent purchases and sales of shares by an investor in the One-Year Portfolio than in the shares of other Portfolios, in circumstances where the investor's trading activity is not excessive and overly disruptive to the Portfolio and portfolio management strategies, or undertaken for prohibited purposes (including market timing). In monitoring this activity, Dimensional, in its discretion, may determine that an investor's frequent purchases and sales of shares of the One-Year Portfolio are excessive and overly disruptive, or undertaken for prohibited purposes (including market timing), and therefore, inconsistent with the interests of the Portfolio's other shareholders. In those instances, Dimensional may refuse to process additional purchases or exchanges of shares of the One-Year Portfolio by the investor. Permitting investors to purchase shares of the One-Year Portfolio for short-term purposes may increase the costs of the Portfolio and negatively impact the performance of the Portfolio.

In addition to monitoring trade activity, the Board has adopted fair value pricing procedures that govern the pricing of the securities of the Portfolios. These procedures are designed to help ensure that the prices at which Portfolio shares are purchased and redeemed are fair, and do not result in dilution of shareholder interests or other harm to shareholders. See the discussion under "**VALUATION OF SHARES—Net Asset Value**" for additional details regarding fair value pricing of the Portfolio's securities.

Although the procedures are designed to discourage excessive short-term trading, none of the procedures individually nor all of the procedures taken together can completely eliminate the possibility that excessive short-term trading activity in a Portfolio may occur. The Portfolios do not knowingly accommodate excessive or disruptive trading activities, including market timing.

Valuation of Shares

NET ASSET VALUE

The net asset value per share of each Portfolio is calculated on days that the NYSE is open for trading. The net asset value per share of each Portfolio is calculated after the close of the NYSE (normally, 4:00 p.m. ET) by dividing the total value of the Portfolio's investments and other assets, less any liabilities, by the total outstanding shares of the stock of the Portfolio. Each Portfolio generally calculates its net asset value per share and accepts purchase and redemption orders on days that the NYSE is open for trading. Note: The time at which transactions and shares are priced may be changed in case of an emergency or if the NYSE closes at a time other than 4:00 p.m. ET.

The value of shares of each Portfolio will fluctuate in relation to its investment experience. Securities held by a Portfolio will be valued in accordance with applicable laws and procedures adopted by the Board, and generally, as described below.

Debt securities will be valued on the basis of prices provided by one or more pricing services or other reasonably reliable sources including broker/dealers that typically handle the purchase and sale of such securities using data reflecting the earlier closing of the principal markets for those securities. Securities which are traded over-the-counter and on a stock exchange generally will be valued according to the broadest and most representative market, and it is expected that for bonds and other fixed income securities, this ordinarily will be the over-the-counter market. Net asset value includes interest on fixed income securities which is accrued daily. Generally, securities issued by open-end investment companies are valued using their respective net asset values or public offering prices, as appropriate, for purchase orders placed at the close of the NYSE.

The value of the securities and other assets of a Portfolio for which no market quotations are readily available (including restricted securities), or for which market quotations have become unreliable, are determined in good faith at fair value in accordance with procedures adopted by the Board of the Fund. Fair value pricing also may be used if events that have a significant effect on the value of an investment (as determined in the discretion of the Advisor) occur before the net asset value is calculated. When fair value pricing is used, the prices of securities used by a Portfolio may differ from the quoted or published prices for the same securities on their primary markets or exchanges.

Valuing securities at fair value involves greater reliance on judgment than valuing securities that have readily available market quotations. There can be no assurance that a Portfolio could obtain the fair value assigned to a security if it were to sell the security at approximately the time at which the Portfolio determines its net asset value per share. As a result, the sale or redemption by a Portfolio of its shares at net asset value, at a time when a holding or holdings are valued at fair value, may have the effect of diluting or increasing the economic interest of existing shareholders.

The net asset values per share of the Two-Year Global Portfolio, Selectively Hedged Global Portfolio, Five-Year Global Portfolio, World ex U.S. Government Portfolio, Short-Term Extended Quality Portfolio, Intermediate-Term Extended Quality Portfolio, Targeted Credit Portfolio, Investment Grade Portfolio, LTIP Portfolio and Short-Duration Real Return Portfolio (and, to the extent they invest directly, the Diversified Fixed Income Portfolio and the Global Core Plus Fixed Income Portfolio) are expressed in U.S. dollars by translating the net assets of each Portfolio using the mean of the most recent bid and asked prices for the dollar as quoted by generally recognized reliable sources. Since these Portfolios own securities that are primarily listed on foreign exchanges which may trade on days when the Portfolio does not price its shares, the net asset values of these Portfolios may change on days when shareholders will not be able to purchase or redeem shares.

Futures contracts are valued using the settlement price established each day on the exchange on which they are traded. The value of such futures contracts held by the Portfolio is determined each day as of such close.

Swap agreements will be valued at the price provided by an independent third-party pricing service or source. If a price is not available from an independent third-party pricing service or source, the swap agreement will be valued in good faith at fair value in accordance with procedures adopted by the Board.

PUBLIC OFFERING PRICE

Provided that the transfer agent or, with respect to the Two-Year Portfolio and the Two-Year Government Portfolio, LWIF, as applicable, has received the investor's purchase order in good order as described in "**PURCHASE OF SHARES**," shares of the Portfolio selected will be priced at the public offering price, which is the net asset value of the shares next determined after receipt of such order. The transfer agent or the Funds may, from time to time, appoint sub-transfer agents or various financial intermediaries ("Intermediaries") for the receipt of purchase orders, redemption orders and funds from certain investors. Intermediaries, in turn, are authorized to designate other financial intermediaries ("Sub-designees") to receive purchase and redemption orders for the Portfolios' shares from investors. With respect to such investors, the shares of the Portfolio selected will be priced at the public offering price calculated after receipt of the purchase order by the Intermediary or Sub-designee, as applicable, that is authorized to receive purchase orders. If the investor buys shares through an Intermediary or a Sub-designee, the purchase price will be the public offering price next calculated after the Intermediary or Sub-designee, as applicable, receives the order, rather than on the day the custodian receives the investor's payment (provided that the Intermediary or Sub-designee, as applicable, has received the investor's purchase order in good order, and the investor has complied with the Intermediary's or Sub-designee's payment procedures). No reimbursement fee or sales charge is imposed on purchases. If an order to purchase shares must be canceled due to non-payment, the purchaser will be responsible for any loss incurred by a Portfolio arising out of such cancellation. The Funds reserve the right to redeem shares owned by any purchaser whose order is canceled to recover any resulting loss to a Portfolio and may prohibit or restrict the manner in which such purchaser may place further orders.

When authorized by a Fund, certain financial institutions purchasing a Portfolio's shares on behalf of customers or plan participants may place a purchase order unaccompanied by payment. Payment for these shares must be received by the time designated by a Fund (not to exceed the period established for settlement under applicable regulations). If payment is not received by this time, the order may be cancelled. The financial institution is responsible for any costs or losses incurred by a Fund if payment is not received or delayed.

Exchange of Shares

Investors may exchange shares of one Portfolio for shares of another Portfolio by first contacting the Portfolio's transfer agent at (888) 576-1167 to notify the transfer agent of the proposed exchange, and then sending a letter of instruction to the transfer agent by an approved method. Shareholders that invest in the Portfolios through a financial intermediary should contact their financial intermediary for information regarding exchanges.

With respect to the Two-Year Portfolio and the Two-Year Government Portfolio, an investor that is a client of LWIF may exchange shares of a Portfolio for those of another portfolio of the Funds by first contacting LWIF and completing the documentation required by LWIF and the Advisor. Exchanges are accepted only into those portfolios of the Funds that are eligible for the exchange privilege. Investors that are clients of LWIF should contact LWIF for a list of those portfolios of the Funds that accept exchanges and the minimum amount required for exchanges into the portfolios.

Exchanges are accepted into those Portfolios that are eligible for the exchange privilege, subject to the purchase requirement set forth in the applicable Portfolio's prospectus. Investors may contact the transfer agent at the above-listed phone number for more information on such exchanges, for a list of those Portfolios that accept exchanges, and to request a copy of the prospectuses of other Portfolios of the Funds that may be offered in an exchange. There is no fee imposed on an exchange. However, the Funds reserve the right to impose an administrative fee in order to cover the costs incurred in processing an exchange. Any such fee will be disclosed in the Prospectus. An exchange is treated as a redemption and a purchase. Therefore, an investor could realize a taxable gain or a loss on the transaction. The Funds reserve the right to revise or terminate the exchange privilege, or limit the amount of or reject any exchange, as deemed necessary, at any time.

The exchange privilege is not intended to afford shareholders a way to speculate on short-term movements in the markets. Accordingly, in order to prevent excessive use of the exchange privilege that may potentially disrupt the management of the Portfolios or otherwise adversely affect a Fund, any proposed exchange will be subject to

the approval of the Advisor. Such approval will depend on: (i) the size of the proposed exchange; (ii) the prior number of exchanges by that shareholder; (iii) the nature of the underlying securities and the cash position of the Portfolios involved in the proposed exchange; (iv) the transaction costs involved in processing the exchange; and (v) the total number of redemptions by exchange already made out of a Portfolio. Excessive use of the exchange privilege is defined as any pattern of exchanges among portfolios by an investor that evidences market timing.

The redemption and purchase prices of shares redeemed and purchased by exchange, respectively, are the net asset values next determined after the transfer agent has received a letter of instruction in good order. "Good order" means a completed letter of instruction specifying the dollar amount to be exchanged, signed by all registered owners (or representatives thereof) of the shares; and if a Fund does not have on file the authorized signatures for the account, proof of authority. Exchanges will be accepted only if the shares of the Portfolio being acquired are registered in the investor's state of residence.

Redemption of Shares

REDEMPTION PROCEDURE

Investors who desire to redeem shares of a Portfolio must first contact the Portfolio's transfer agent at (888) 576-1167. Shareholders who invest in the Portfolios through a financial intermediary should contact their financial intermediary regarding redemption procedures. With respect to the Two-Year Portfolio and the Two-Year Government Portfolio, an investor that is a client of LWIF who desires to redeem shares of a Portfolio must furnish a redemption request to LWIF in the form required by LWIF. Each Portfolio will redeem shares at the net asset value of such shares next determined, after receipt of a written request for redemption in good order, by the transfer agent (or by an Intermediary or a Sub-designee, if applicable). "Good order" means that the request to redeem shares must include all necessary documentation, to be received in writing by the transfer agent no later than the close of regular trading on the NYSE (normally, 4:00 p.m. ET) ("Market Close"), including but not limited to, a letter of instruction specifying the number of shares or dollar amount to be redeemed, signed by all registered owners (or representatives thereof) of the shares and, if a Fund does not have on file the authorized signatures for the account, proof of authority. It is the investor or financial intermediary's responsibility to ensure notification is received in good order by the transfer agent prior to the Market Close on the redemption date.

Under certain conditions, Portfolios may accept and process redemption orders after the close of the NYSE on days that the NYSE unexpectedly closes early and may accept orders on a business day that the NYSE is unexpectedly closed. All orders will be processed at the next determined net asset value per share.

Shareholders redeeming shares who do not already have an agreement in place with a Fund and have authorized redemption payment by wire in writing, may request that redemption proceeds be paid in federal funds wired to the bank they have designated in writing. The Funds reserve the right to send redemption proceeds by check in their discretion; a shareholder may request overnight delivery of such check at the shareholder's own expense. If the proceeds are to be wired to a bank account that differs from the standing instructions on file, or paid by check to an address other than the address of record, the transfer agent may request a Medallion Signature Guarantee. If the proceeds are wired to the shareholder's account at a bank that is not a member of the Federal Reserve System, there could be a delay in crediting the funds to the shareholder's bank account. The Funds reserve the right at any time to suspend or terminate the redemption by wire procedure after prior notification to shareholders. No fee is charged for redemptions. The redemption of all shares in an account will result in the account being closed. A new Account Registration Form will be required for future investments. See "**PURCHASE OF SHARES.**" In the interests of economy and convenience, certificates for shares are not issued.

For redemption proceeds that are paid directly to a shareholder by a Portfolio, each Portfolio typically expects to send (via check, wire or automated clearing house) redemption payments within 1 business day after receipt of a written request for redemption in good order by the transfer agent. For payments that are made to an intermediary for transmittal to a shareholder, each Portfolio expects to pay redemption proceeds to the intermediary within 1 to 2 business days following the Portfolio's receipt of the redemption order from the intermediary. Under certain circumstances and when deemed in the best interest of a Portfolio, redemption

proceeds may take up to seven calendar days to be sent after receipt of the redemption request. In addition, with respect to investors redeeming shares that were purchased by check, payment will not be made until a Fund can verify that the payments for the purchase have been, or will be, collected, which may take up to ten days or more. Investors may avoid this delay by submitting a certified check along with the purchase order.

Redemption proceeds will typically be paid by Federal Reserve wire payment. Each Portfolio typically expects to satisfy redemption requests from available cash and cash equivalents or the sale of portfolio assets. In certain circumstances, such as stressed market conditions, a Portfolio may use other methods to meet redemptions, including the use of a line of credit or participating in an interfund lending program in reliance on exemptive relief from the SEC. In addition, as described below, each Portfolio reserves the right to meet redemption requests through an in-kind redemption, typically in response to a particularly large redemption, at the request of a client or in stressed market conditions. Also, see "Redemption and Transfer of Shares" in the SAI for information regarding redemption requests that exceed \$250,000 or 1% of the value of a Portfolio's assets, whichever is less.

REDEMPTION OF SMALL ACCOUNTS

With respect to each Portfolio, the Funds reserve the right to redeem an account if the value of the shares in a specific Portfolio is \$500 or less. Before a Fund involuntarily redeems shares from such an account and sends the proceeds to the stockholder, the Fund will give written notice of the redemption to the stockholder at least sixty days before the redemption date. The stockholder will then have sixty days from the date of the notice to make an additional investment in order to bring the value of the shares in the account for a specific Portfolio to more than \$500 and avoid such involuntary redemption. The redemption price to be paid to a stockholder for shares redeemed by a Fund under this right will be the aggregate net asset value of the shares in the account at the close of business on the redemption date.

IN-KIND REDEMPTIONS

When in the best interests of a Portfolio, the Portfolio may make a redemption payment, in whole or in part, by a distribution of portfolio securities that the Portfolio owns in lieu of cash. Such distributions may be pro rata or another method that is determined to be fair to both the redeeming shareholder and the remaining shareholders in accordance with policies and procedures adopted by a Fund. The securities that the investor receives as redemption proceeds are subject to market risk until the investor liquidates those securities, and, if the proceeds include illiquid securities, the investor will bear the risk of not being able to sell the securities at all. Investors may also incur brokerage charges and other transaction costs selling securities that were received in payment of redemptions. The Two-Year Global Portfolio, Selectively Hedged Global Portfolio, Five-Year Global Portfolio, World ex U.S. Government Portfolio, Short-Term Extended Quality Portfolio, Intermediate-Term Extended Quality Portfolio, Targeted Credit Portfolio, Global Core Plus Fixed Income Portfolio (or its corresponding Underlying Funds), Investment Grade Portfolio, Diversified Fixed Income Portfolio (or its corresponding Underlying Funds), LTIP Portfolio and Short-Duration Real Return Portfolio reserve the right to redeem their shares in the currencies in which their investments are denominated. Investors may incur charges in converting such securities to dollars and the value of the securities may be affected by currency exchange fluctuations.

Disclosure of Portfolio Holdings

Each Portfolio and Underlying Fund generally will disclose up to its 25 largest portfolio holdings (other than cash and cash equivalents) and the percentages that each of these largest portfolio holdings represent of the total assets of the Portfolio or Underlying Fund as of the most recent month-end, online at the Advisor's public Web site, <http://us.dimensionalfund.com>, within 20 days after the end of each month. Each Portfolio and Underlying Fund also generally will disclose its complete portfolio holdings (other than cash and cash equivalents), as of month-end, online at the Advisor's public Web site, 30 days following the month-end or more frequently and at different periods when authorized in accordance with the Portfolio's or Underlying Fund's policies and procedures. Please consult the SAI for a description of the other policies and procedures that govern disclosure of the portfolio holdings by the Portfolios and Underlying Funds.

Delivery of Shareholder Documents

To eliminate duplicate mailings and reduce expenses, the Portfolios may deliver a single copy of certain shareholder documents, such as this Prospectus and annual and semi-annual reports, to related shareholders at the same address, even if accounts are registered in different names. This practice is known as “householding.” The Portfolios will not household personal information documents, such as account statements. If you do not want the mailings of these documents to be combined with other members of your household, please call the transfer agent at (888) 576-1167. We will begin sending individual copies of the shareholder documents to you within 30 days of receiving your request.

Financial Highlights

The Financial Highlights table is meant to help you understand each Portfolio’s financial performance for the past 5 years or, if shorter, the period of that Portfolio’s operations, as indicated by the table. The total returns in the table represent the rate that you would have earned (or lost) on an investment in the Portfolio, assuming reinvestment of all dividends and distributions. This information has been audited by PricewaterhouseCoopers LLP, whose report, along with the Portfolios’ financial statements, is included in the annual reports. Further information about the Portfolios’ performance is contained in the annual reports, which are available upon request.

DFA Investment Dimensions Group Inc.

Financial Highlights

(For a share outstanding throughout each period)

	DFA One-Year Fixed Income Portfolio Institutional Class Shares				
	Year Ended Oct. 31, 2018	Year Ended Oct. 31, 2017	Year Ended Oct. 31, 2016	Year Ended Oct. 31, 2015	Year Ended Oct. 31, 2014
Net Asset Value, Beginning of Year	\$ 10.29	\$ 10.31	\$ 10.32	\$ 10.32	\$ 10.33
Income From Investment Operations					
Net Investment Income (Loss)#	0.18	0.11	0.07	0.04	0.03
Net Gains (Losses) on Securities (Realized and Unrealized)	(0.06)	(0.02)	—	0.01	—
Total From Investment Operations	0.12	0.09	0.07	0.05	0.03
Less Distributions					
Net Investment Income	(0.17)	(0.11)	(0.07)	(0.04)	(0.03)
Net Realized Gains	—	—	(0.01)	(0.01)	(0.01)
Total Distributions	(0.17)	(0.11)	(0.08)	(0.05)	(0.04)
Net Asset Value, End of Year	\$ 10.24	\$ 10.29	\$ 10.31	\$ 10.32	\$ 10.32
Total Return	1.22%	0.86%	0.70%	0.44%	0.28%
Net Assets, End of Year (thousands)	\$7,970,071	\$7,458,011	\$6,985,789	\$7,306,008	\$8,455,559
Ratio of Expenses to Average Net Assets	0.17%	0.17%	0.17%	0.17%	0.17%
Ratio of Expenses to Average Net Assets (Excluding Fees Paid Indirectly)	0.17%	0.17%	0.17%	0.17%	0.17%
Ratio of Net Investment Income to Average Net Assets	1.76%	1.08%	0.69%	0.38%	0.30%
Portfolio Turnover Rate	68%	86%	64%	81%	72%

Computed using average shares outstanding.

Dimensional Investment Group Inc.

Financial Highlights

(For a share outstanding throughout each period)

	DFA Two-Year Fixed Income Portfolio				
	Year Ended Oct. 31, 2018	Year Ended Oct. 31, 2017	Year Ended Oct. 31, 2016	Year Ended Oct. 31, 2015	Year Ended Oct. 31, 2014
Net Asset Value, Beginning of Year	\$ 9.98	\$ 10.00	\$ 10.02	\$ 10.02	\$ 10.02
Income From Investment Operations					
Net Investment Income (Loss)#	0.19	0.11	0.08	0.04	0.02
Net Gains (Losses) on Securities (Realized and Unrealized)	(0.10)	(0.02)	(0.01)	0.02	0.01
Total from Investment Operations	0.09	0.09	0.07	0.06	0.03
Less Distributions					
Net Investment Income	(0.16)	(0.11)	(0.07)	(0.04)	(0.02)
Net Realized Gains	—	—	(0.02)	(0.02)	(0.01)
Total Distributions	(0.16)	(0.11)	(0.09)	(0.06)	(0.03)
Net Asset Value, End of Year	\$ 9.91	\$ 9.98	\$ 10.00	\$ 10.02	\$ 10.02
Total Return	0.86%	0.92%	0.74%	0.57%	0.31%
Net Assets, End of Year (thousands)	\$128,569	\$78,815	\$81,168	\$91,779	\$98,961
Ratio of Expenses to Average Net Assets	0.21%	0.24%	0.29%	0.29%	0.28%
Ratio of Net Investment Income to Average Net Assets	1.92%	1.14%	0.75%	0.43%	0.20%
Portfolio Turnover Rate	89%	115%	93%	238%	122%

Computed using average shares outstanding.

Dimensional Investment Group Inc.

Financial Highlights

(For a share outstanding throughout each period)

	DFA Two-Year Government Portfolio				
	Year Ended Oct. 31, 2018	Year Ended Oct. 31, 2017	Year Ended Oct. 31, 2016	Year Ended Oct. 31, 2015	Year Ended Oct. 31, 2014
Net Asset Value, Beginning of Year	\$ 9.81	\$ 9.88	\$ 9.90	\$ 9.92	\$ 9.91
Income From Investment Operations					
Net Investment Income (Loss)#	0.17	0.09	0.05	0.03	0.01
Net Gains (Losses) on Securities (Realized and Unrealized)	(0.11)	(0.07)	0.01	0.01	0.03
Total from Investment Operations	0.06	0.02	0.06	0.04	0.04
Less Distributions					
Net Investment Income	(0.15)	(0.09)	(0.05)	(0.03)	(0.01)
Net Realized Gains	—	—	(0.03)	(0.03)	(0.02)
Total Distributions	(0.15)	(0.09)	(0.08)	(0.06)	(0.03)
Net Asset Value, End of Year	\$ 9.72	\$ 9.81	\$ 9.88	\$ 9.90	\$ 9.92
Total Return	0.60%	0.19%	0.58%	0.38%	0.39%
Net Assets, End of Year (thousands)	\$124,210	\$112,934	\$115,499	\$133,648	\$145,231
Ratio of Expenses to Average Net Assets	0.20%	0.23%	0.28%	0.28%	0.27%
Ratio of Net Investment Income to Average Net Assets	1.76%	0.93%	0.55%	0.31%	0.12%
Portfolio Turnover Rate	115%	176%	118%	262%	225%

Computed using average shares outstanding.

DFA Investment Dimensions Group Inc.

Financial Highlights

(For a share outstanding throughout each period)

	DFA Two-Year Global Fixed Income Portfolio Institutional Class Shares				
	Year Ended Oct. 31, 2018	Year Ended Oct. 31, 2017	Year Ended Oct. 31, 2016	Year Ended Oct. 31, 2015	Year Ended Oct. 31, 2014
Net Asset Value, Beginning of Year	\$ 9.99	\$ 9.99	\$ 9.96	\$ 10.02	\$ 10.06
Income From Investment Operations					
Net Investment Income (Loss)#	0.17	0.12	0.08	0.05	0.05
Net Gains (Losses) on Securities (Realized and Unrealized)	(0.08)	(0.03)	—	—	—
Total From Investment Operations	0.09	0.09	0.08	0.05	0.05
Less Distributions					
Net Investment Income	(0.13)	(0.09)	(0.05)	(0.10)	(0.08)
Net Realized Gains	—	—	—	(0.01)	(0.01)
Total Distributions	(0.13)	(0.09)	(0.05)	(0.11)	(0.09)
Net Asset Value, End of Year	\$ 9.95	\$ 9.99	\$ 9.99	\$ 9.96	\$ 10.02
Total Return	0.87%	0.95%	0.81%	0.56%	0.51%
Net Assets, End of Year (thousands)	\$5,590,939	\$5,201,650	\$4,724,757	\$5,360,173	\$6,188,952
Ratio of Expenses to Average Net Assets	0.17%	0.17%	0.17%	0.18%	0.17%
Ratio of Expenses to Average Net Assets (Excluding Fees Paid Indirectly)	0.17%	0.17%	0.17%	0.18%	0.17%
Ratio of Net Investment Income to Average Net Assets	1.73%	1.21%	0.79%	0.54%	0.51%
Portfolio Turnover Rate	81%	121%	87%	125%	99%

Computed using average shares outstanding.

DFA Investment Dimensions Group Inc.

Financial Highlights

(For a share outstanding throughout each period)

	DFA Selectively Hedged Global Fixed Income Portfolio Institutional Class Shares				
	Year Ended Oct. 31, 2018	Year Ended Oct. 31, 2017	Year Ended Oct. 31, 2016	Year Ended Oct. 31, 2015	Year Ended Oct. 31, 2014
Net Asset Value, Beginning of Year	\$ 9.66	\$ 9.72	\$ 9.41	\$ 10.00	\$ 10.21
Income From Investment Operations					
Net Investment Income (Loss)#	0.15	0.17	0.17	0.15	0.15
Net Gains (Losses) on Securities (Realized and Unrealized)	(0.04)	(0.08)	0.24	(0.59)	(0.22)
Total From Investment Operations	0.11	0.09	0.41	(0.44)	(0.07)
Less Distributions					
Net Investment Income	(0.17)	(0.15)	(0.10)	(0.15)	(0.12)
Net Realized Gains	—	—	—	—	(0.02)
Total Distributions	(0.17)	(0.15)	(0.10)	(0.15)	(0.14)
Net Asset Value, End of Year	\$ 9.60	\$ 9.66	\$ 9.72	\$ 9.41	\$ 10.00
Total Return	1.12%	1.00%	4.44%	(4.42)%	(0.72)%
Net Assets, End of Year (thousands)	\$1,210,704	\$1,137,725	\$988,751	\$995,914	\$1,099,647
Ratio of Expenses to Average Net Assets	0.17%	0.17%	0.17%	0.17%	0.17%
Ratio of Expenses to Average Net Assets (Excluding Fees Paid Indirectly)	0.17%	0.17%	0.17%	0.17%	0.17%
Ratio of Net Investment Income to Average Net Assets	1.62%	1.77%	1.75%	1.55%	1.46%
Portfolio Turnover Rate	63%	52%	54%	56%	48%

Computed using average shares outstanding.

DFA Investment Dimensions Group Inc.

Financial Highlights

(For a share outstanding throughout each period)

	DFA Five-Year Global Fixed Income Portfolio Institutional Class Shares				
	Year Ended Oct. 31, 2018	Year Ended Oct. 31, 2017	Year Ended Oct. 31, 2016	Year Ended Oct. 31, 2015	Year Ended Oct. 31, 2014
Net Asset Value, Beginning of Year	\$ 11.03	\$ 11.16	\$ 11.08	\$ 11.06	\$ 11.14
Income From Investment Operations					
Net Investment Income (Loss)#	0.11	0.18	0.18	0.17	0.15
Net Gains (Losses) on Securities (Realized and Unrealized)	(0.07)	(0.08)	0.10	0.07	0.05
Total From Investment Operations	0.04	0.10	0.28	0.24	0.20
Less Distributions					
Net Investment Income	(0.16)	(0.19)	(0.17)	(0.20)	(0.13)
Net Realized Gains	(0.01)	(0.04)	(0.03)	(0.02)	(0.15)
Total Distributions	(0.17)	(0.23)	(0.20)	(0.22)	(0.28)
Net Asset Value, End of Year	\$ 10.90	\$ 11.03	\$ 11.16	\$ 11.08	\$ 11.06
Total Return	0.38%	0.95%	2.63%	2.22%	1.90%
Net Assets, End of Year (thousands)	\$15,130,986	\$14,085,116	\$12,597,375	\$11,237,965	\$9,818,116
Ratio of Expenses to Average Net Assets	0.27%	0.27%	0.27%	0.27%	0.27%
Ratio of Expenses to Average Net Assets (Excluding Fees (Waived), (Expenses Reimbursed), and/or Previously Waived Fees Recovered by Advisor and Fees Paid Indirectly)	0.27%	0.27%	0.27%	0.27%	0.27%
Ratio of Net Investment Income to Average Net Assets	1.03%	1.66%	1.60%	1.55%	1.34%
Portfolio Turnover Rate	67%	69%	41%	51%	62%

Computed using average shares outstanding.

DFA Investment Dimensions Group Inc.

Financial Highlights

(For a share outstanding throughout each period)

	DFA World ex U.S. Government Fixed Income Portfolio Institutional Class Shares				
	Year Ended Oct. 31, 2018	Year Ended Oct. 31, 2017	Year Ended Oct. 31, 2016	Year Ended Oct. 31, 2015	Year Ended Oct. 31, 2014
Net Asset Value, Beginning of Period	\$ 10.22	\$ 10.37	\$ 10.48	\$ 10.81	\$ 10.31
Income From Investment Operations					
Net Investment Income (Loss)#	0.10	0.10	0.11	0.14	0.19
Net Gains (Losses) on Securities (Realized and Unrealized)	0.15	0.02	0.50	0.27	0.60
Total From Investment Operations	0.25	0.12	0.61	0.41	0.79
Less Distributions					
Net Investment Income	(0.02)	(0.25)	(0.71)	(0.69)	(0.29)
Net Realized Gains	—	(0.02)	(0.01)	(0.05)	—
Total Distributions	(0.02)	(0.27)	(0.72)	(0.74)	(0.29)
Net Asset Value, End of Period	\$ 10.45	\$ 10.22	\$ 10.37	\$ 10.48	\$ 10.81
Total Return	2.42%	1.31%	6.26%	3.93%	7.93%
Net Assets, End of Period (thousands)	\$1,126,037	\$933,640	\$772,664	\$567,118	\$355,241
Ratio of Expenses to Average Net Assets	0.20%	0.20%	0.20%	0.20%	0.20%
Ratio of Expenses to Average Net Assets (Excluding Fees (Waived), (Expenses Reimbursed), and/or Previously Waived Fees Recovered by Advisor and Fees Paid Indirectly)	0.21%	0.21%	0.22%	0.22%	0.22%
Ratio of Net Investment Income to Average Net Assets	0.94%	1.04%	1.09%	1.37%	1.81%
Portfolio Turnover Rate	37%	51%	48%	27%	41%

Computed using average shares outstanding.

DFA Investment Dimensions Group Inc.

Financial Highlights

(For a share outstanding throughout each period)

	DFA Short-Term Government Portfolio Institutional Class Shares				
	Year Ended Oct. 31, 2018	Year Ended Oct. 31, 2017	Year Ended Oct. 31, 2016	Year Ended Oct. 31, 2015	Year Ended Oct. 31, 2014
Net Asset Value, Beginning of Year	\$ 10.59	\$ 10.75	\$ 10.75	\$ 10.69	\$ 10.70
Income From Investment Operations					
Net Investment Income (Loss)#	0.16	0.12	0.11	0.10	0.08
Net Gains (Losses) on Securities (Realized and Unrealized)	(0.22)	(0.13)	0.04	0.07	—
Total From Investment Operations	(0.06)	(0.01)	0.15	0.17	0.08
Less Distributions					
Net Investment Income	(0.15)	(0.12)	(0.11)	(0.09)	(0.07)
Net Realized Gains	—	(0.03)	(0.04)	(0.02)	(0.02)
Total Distributions	(0.15)	(0.15)	(0.15)	(0.11)	(0.09)
Net Asset Value, End of Year	\$ 10.38	\$ 10.59	\$ 10.75	\$ 10.75	\$ 10.69
Total Return	(0.60)%	(0.10)%	1.40%	1.65%	0.83%
Net Assets, End of Year (thousands)	\$2,304,374	\$2,221,841	\$2,094,510	\$2,144,989	\$2,061,710
Ratio of Expenses to Average Net Assets	0.19%	0.19%	0.19%	0.19%	0.19%
Ratio of Expenses to Average Net Assets (Excluding Fees Paid Indirectly)	0.19%	0.19%	0.19%	0.19%	0.19%
Ratio of Net Investment Income to Average Net Assets	1.52%	1.17%	1.02%	0.90%	0.75%
Portfolio Turnover Rate	30%	34%	51%	82%	40%

Computed using average shares outstanding.

DFA Investment Dimensions Group Inc.

Financial Highlights

(For a share outstanding throughout each period)

	DFA Intermediate Government Fixed Income Portfolio Institutional Class Shares				
	Year Ended Oct. 31, 2018	Year Ended Oct. 31, 2017	Year Ended Oct. 31, 2016	Year Ended Oct. 31, 2015	Year Ended Oct. 31, 2014
Net Asset Value, Beginning of Year	\$ 12.45	\$ 12.86	\$ 12.67	\$ 12.60	\$ 12.52
Income From Investment Operations					
Net Investment Income (Loss)#	0.27	0.26	0.26	0.27	0.29
Net Gains (Losses) on Securities (Realized and Unrealized)	(0.57)	(0.39)	0.24	0.13	0.08
Total From Investment Operations	(0.30)	(0.13)	0.50	0.40	0.37
Less Distributions					
Net Investment Income	(0.26)	(0.25)	(0.25)	(0.27)	(0.29)
Net Realized Gains	(0.01)	(0.03)	(0.06)	(0.06)	—
Total Distributions	(0.27)	(0.28)	(0.31)	(0.33)	(0.29)
Net Asset Value, End of Year	\$ 11.88	\$ 12.45	\$ 12.86	\$ 12.67	\$ 12.60
Total Return	(2.44)%	(0.93)%	3.95%	3.25%	3.00%
Net Assets, End of Year (thousands)	\$4,964,670	\$4,629,841	\$3,811,636	\$3,378,949	\$4,021,616
Ratio of Expenses to Average Net Assets	0.12%	0.12%	0.12%	0.12%	0.12%
Ratio of Expenses to Average Net Assets (Excluding Fees (Waived), (Expenses Reimbursed), and/or Previously Waived Fees Recovered by Advisor and Fees Paid Indirectly)	0.12%	0.12%	0.12%	0.12%	0.12%
Ratio of Net Investment Income to Average Net Assets	2.22%	2.06%	2.01%	2.17%	2.30%
Portfolio Turnover Rate	16%	12%	17%	19%	29%

Computed using average shares outstanding.

DFA Investment Dimensions Group Inc.

Financial Highlights

(For a share outstanding throughout each period)

	DFA Short-Term Extended Quality Portfolio Institutional Class Shares				
	Year Ended Oct. 31, 2018	Year Ended Oct. 31, 2017	Year Ended Oct. 31, 2016	Year Ended Oct. 31, 2015	Year Ended Oct. 31, 2014
Net Asset Value, Beginning of Period	\$ 10.85	\$ 10.90	\$ 10.82	\$ 10.86	\$ 10.86
Income From Investment Operations					
Net Investment Income (Loss)#	0.19	0.20	0.19	0.17	0.16
Net Gains (Losses) on Securities (Realized and Unrealized)	(0.16)	(0.07)	0.10	(0.01)	—
Total From Investment Operations	0.03	0.13	0.29	0.16	0.16
Less Distributions					
Net Investment Income	(0.19)	(0.18)	(0.19)	(0.19)	(0.14)
Net Realized Gains	(0.01)	—	(0.02)	(0.01)	(0.02)
Total Distributions	(0.20)	(0.18)	(0.21)	(0.20)	(0.16)
Net Asset Value, End of Period	\$ 10.68	\$ 10.85	\$ 10.90	\$ 10.82	\$ 10.86
Total Return	0.22%	1.19%	2.70%	1.48%	1.44%
Net Assets, End of Period (thousands)	\$5,650,059	\$5,559,764	\$4,723,470	\$3,896,233	\$3,822,894
Ratio of Expenses to Average Net Assets	0.22%	0.22%	0.22%	0.22%	0.22%
Ratio of Expenses to Average Net Assets (Excluding Fees (Waived), (Expenses Reimbursed), and/or Previously Waived Fees Recovered by Advisor and Fees Paid Indirectly)	0.22%	0.22%	0.22%	0.22%	0.22%
Ratio of Net Investment Income to Average Net Assets	1.76%	1.85%	1.77%	1.58%	1.45%
Portfolio Turnover Rate	27%	23%	25%	28%	23%

Computed using average shares outstanding.

DFA Investment Dimensions Group Inc.

Financial Highlights

(For a share outstanding throughout each period)

	DFA Intermediate-Term Extended Quality Portfolio Institutional Class Shares				
	Year Ended Oct. 31, 2018	Year Ended Oct. 31, 2017	Year Ended Oct. 31, 2016	Year Ended Oct. 31, 2015	Year Ended Oct. 31, 2014
Net Asset Value, Beginning of Period	\$ 10.85	\$ 10.97	\$ 10.67	\$ 10.80	\$ 10.50
Income From Investment Operations					
Net Investment Income (Loss)#	0.33	0.33	0.32	0.33	0.33
Net Gains (Losses) on Securities (Realized and Unrealized)	(0.71)	(0.11)	0.37	(0.04)	0.28
Total From Investment Operations	(0.38)	0.22	0.69	0.29	0.61
Less Distributions					
Net Investment Income	(0.33)	(0.32)	(0.34)	(0.37)	(0.31)
Net Realized Gains	(0.03)	(0.02)	(0.05)	(0.05)	—
Total Distributions	(0.36)	(0.34)	(0.39)	(0.42)	(0.31)
Net Asset Value, End of Period	\$ 10.11	\$ 10.85	\$ 10.97	\$ 10.67	\$ 10.80
Total Return	(3.53)%	2.05%	6.61%	2.66%	5.91%
Net Assets, End of Period (thousands)	\$1,782,191	\$1,804,891	\$1,414,041	\$1,068,817	\$2,133,894
Ratio of Expenses to Average Net Assets	0.22%	0.22%	0.22%	0.22%	0.22%
Ratio of Expenses to Average Net Assets (Excluding Fees (Waived), (Expenses Reimbursed), and/or Previously Waived Fees Recovered by Advisor and Fees Paid Indirectly)	0.22%	0.22%	0.22%	0.22%	0.22%
Ratio of Net Investment Income to Average Net Assets	3.21%	3.03%	2.99%	3.05%	3.06%
Portfolio Turnover Rate	24%	18%	28%	30%	23%

Computed using average shares outstanding.

DFA Investment Dimensions Group Inc.

Financial Highlights

(For a share outstanding throughout each period)

	DFA Targeted Credit Portfolio			
	Year Ended Oct. 31, 2018	Year Ended Oct. 31, 2017	Year Ended Oct. 31, 2016	Period May 20, 2015** to Oct. 31, 2015
Net Asset Value, Beginning of Period	\$ 10.06	\$ 10.08	\$ 9.96	\$ 10.00
Income from Investment Operations				
Net Investment Income (Loss)#	0.22	0.22	0.21	0.08
Net Gains (Losses) on Securities (Realized and Unrealized)	(0.24)	(0.03)	0.12	(0.06)
Total from Investment Operations	(0.02)	0.19	0.33	0.02
Less Distributions				
Net Investment Income	(0.22)	(0.21)	(0.21)	(0.06)
Net Realized Gains	(0.02)	—	—	—
Total Distributions	(0.24)	(0.21)	(0.21)	(0.06)
Net Asset Value, End of Period	\$ 9.80	\$ 10.06	\$ 10.08	\$ 9.96
Total Return	(0.18)%	1.94%	3.39%	0.18%†
Net Assets, End of Period (thousands)	\$651,780	\$514,588	\$356,579	\$220,608
Ratio of Expenses to Average Net Assets	0.20%	0.20%	0.20%	0.20%^*
Ratio of Expenses to Average Net Assets (Excluding Fees (Waived), (Expenses Reimbursed), and/or Previously Waived Fees Recovered by Advisor and Fees Paid Indirectly)	0.23%	0.23%	0.24%	0.28%^*
Ratio of Net Investment Income to Average Net Assets	2.25%	2.25%	2.06%	1.81%^*
Portfolio Turnover Rate	19%	41%	21%	2%†

Computed using average shares outstanding.

^ Annualized.

† Non-annualized.

* Because of commencement of operations and related preliminary transaction costs, these ratios are not necessarily indicative of future ratios.

** Commencement of operations.

DFA Investment Dimensions Group Inc.

Financial Highlights

(For a share outstanding throughout each period)

	DFA Global Core Plus Fixed Income Portfolio
	Period Jan. 11, 2018** to Oct. 31, 2018
Net Asset Value, Beginning of Period	\$ 10.00
Income from Investment Operations	
Net Investment Income (Loss)#	0.15
Net Gains (Losses) on Securities (Realized and Unrealized)	(0.21)
Total from Investment Operations	(0.06)
Less Distributions:	
Net Investment Income	(0.05)
Net Realized Gains	—
Total Distributions	(0.05)
Net Asset Value, End of Period.	\$ 9.89
Total Return	(0.56)%†
Net Assets, End of Period (thousands)	\$592,325
Ratio of Expenses to Average Net Assets‡	0.30%^*@
Ratio of Expenses to Average Net Assets (Excluding Fees (Waived), (Expenses Reimbursed), and/or Previously Waived Fees Recovered by Advisor)‡	0.31%^*@
Ratio of Net Investment Income to Average Net Assets	1.82%^*
Portfolio Turnover Rate	68%†
‡ The Ratio of Expenses to Average Net Assets is inclusive of acquired fund fees and expenses incurred by the Portfolio indirectly as a result of Portfolio's investment in Underlying Funds as follows:	0.01%

Computed using average shares outstanding.

^ Annualized.

† Non-annualized.

* Because of commencement of operations and related preliminary transaction costs, these ratios are not necessarily indicative of future ratios.

@ Represents the combined ratios for the respective portfolio and its respective pro-rata share of its Underlying Funds.

** Commencement of operations.

DFA Investment Dimensions Group Inc.

Financial Highlights

(For a share outstanding throughout each period)

	DFA Investment Grade Portfolio Institutional Class Shares				
	Year Ended Oct. 31, 2018	Year Ended Oct. 31, 2017	Year Ended Oct. 31, 2016	Year Ended Oct. 31, 2015	Year Ended Oct. 31, 2014
Net Asset Value, Beginning of Period	\$ 10.90	\$ 11.04	\$ 10.80	\$ 10.76	\$ 10.57
Income From Investment Operations					
Net Investment Income (Loss)#	0.27	0.25	0.24	0.27	0.26
Net Gains (Losses) on Securities (Realized and Unrealized)	(0.53)	(0.16)	0.25	0.02	0.18
Total From Investment Operations	(0.26)	0.09	0.49	0.29	0.44
Less Distributions					
Net Investment Income	(0.26)	(0.23)	(0.22)	(0.25)	(0.25)
Net Realized Gains	—	—	(0.03)	—	—
Total Distributions	(0.26)	(0.23)	(0.25)	(0.25)	(0.25)
Net Asset Value, End of Period	\$ 10.38	\$ 10.90	\$ 11.04	\$ 10.80	\$ 10.76
Total Return	(2.38)%	0.86%	4.62%	2.77%	4.29%
Net Assets, End of Period (thousands)	\$8,638,793	\$8,185,290	\$6,193,789	\$4,153,194	\$2,433,057
Ratio of Expenses to Average Net Assets	0.22%	0.22%	0.22%	0.22%	0.22%*
Ratio of Expenses to Average Net Assets (Excluding Fees (Waived), (Expenses Reimbursed), and/or Previously Waived Fees Recovered by Advisor and Fees Paid Indirectly)	0.22%	0.22%	0.22%	0.38%	0.40%*
Ratio of Net Investment Income to Average Net Assets	2.55%	2.32%	2.20%	2.49%	2.40%*
Portfolio Turnover Rate	15%	18%	7%	52%	N/A

Computed using average shares outstanding.

* Represents the combined ratios for the respective portfolio and its respective pro-rata share of its Underlying Funds.

DFA Investment Dimensions Group Inc.

Financial Highlights

(For a share outstanding throughout each period)

	DFA Diversified Fixed Income Portfolio		
	Year Ended Oct. 31, 2018	Year Ended Oct. 31, 2017	Period Aug. 10, 2016** to Oct. 31, 2016
Net Asset Value, Beginning of Period	\$ 9.76	\$ 9.92	\$ 10.00
Income from Investment Operations			
Net Investment Income (Loss)#	0.19	0.15	0.02
Net Gains (Losses) on Securities (Realized and Unrealized)	(0.29)	(0.16)	(0.08)
Total from Investment Operations	(0.10)	(0.01)	(0.06)
Less Distributions			
Net Investment Income	(0.19)	(0.15)	(0.02)
Net Realized Gains	—	—	—
Total Distributions	(0.19)	(0.15)	(0.02)
Net Asset Value, End of Year	\$ 9.47	\$ 9.76	\$ 9.92
Total Return	(1.05)%	(0.05)%	(0.64)%†
Net Assets, End of Year (thousands)	\$796,296	\$530,016	\$112,561
Ratio of Expenses to Average Net Assets‡	0.15%*	0.15%*	0.15%*^@
Ratio of Expenses to Average Net Assets (Excluding Fees (Waived), (Expenses Reimbursed), and/or Previously Waived Fees Recovered by Advisor)‡	0.26%*	0.29%*	0.45%*^@
Ratio of Net Investment Income to Average Net Assets	1.93%	1.56%	0.91%*^@
Portfolio Turnover Rate	3%	5%	0%
‡ The Ratio of Expenses to Average Net Assets is inclusive of acquired fund fees and expenses incurred by the Portfolio indirectly as a result of Portfolio's investment in Underlying Funds as follows:	0.11%	0.11%	0.11%

Computed using average shares outstanding.

† Non-annualized.

^ Annualized.

* Represents the combined ratios for the respective portfolio and its respective pro-rata share of its Underlying Funds.

** Commencement of operations.

@ Because of commencement of operations and related preliminary transaction costs, these ratios are not necessarily indicative of future ratios.

DFA Investment Dimensions Group Inc.

Financial Highlights

(For a share outstanding throughout the period)

	DFA LTIP Portfolio				
	Year Ended Oct. 31, 2018	Year Ended Oct. 31, 2017	Year Ended Oct. 31, 2016	Year Ended Oct. 31, 2015	Year Ended Oct. 31, 2014
Net Asset Value, Beginning of Period	\$ 9.31	\$ 9.81	\$ 8.67	\$ 9.50	\$ 8.80
Income From Investment Operations					
Net Investment Income (Loss)#	0.33	0.25	0.26	0.05	0.20
Net Gains (Losses) on Securities (Realized and Unrealized)	(0.83)	(0.50)	1.03	(0.81)	0.86
Total From Investment Operations	(0.50)	(0.25)	1.29	(0.76)	1.06
Less Distributions					
Net Investment Income	(0.34)	(0.24)	(0.15)	(0.07)	(0.36)
Net Realized Gains	—	(0.01)	—	—	—
Total Distributions	(0.34)	(0.25)	—	(0.07)	(0.36)
Net Asset Value, End of Period	\$ 8.47	\$ 9.31	\$ 9.81	\$ 8.67	\$ 9.50
Total Return	(5.73)%	(2.52)%	14.90%	(8.04)%	12.22%
Net Assets, End of Period (thousands)	\$168,648	\$124,591	\$63,267	\$ 208	\$ 995
Ratio of Expenses to Average Net Assets	0.15%	0.15%	0.15%	0.28%	0.40%
Ratio of Expenses to Average Net Assets (Excluding Fees (Waived), (Expenses Reimbursed), and/or Previously Waived Fees Recovered by the Advisor)	0.14%	0.14%	0.21%	16.22%	3.63%
Ratio of Net Investment Income to Average Net Assets	3.52%	2.75%	2.76%	0.49%	2.29%
Portfolio Turnover Rate	53%	2%	4%	88%	105%

Computed using average shares outstanding.

DFA Investment Dimensions Group Inc.

Financial Highlights

(For a share outstanding throughout each period)

	DFA Inflation-Protected Securities Portfolio Institutional Class Shares				
	Year Ended Oct. 31, 2018	Year Ended Oct. 31, 2017	Year Ended Oct. 31, 2016	Year Ended Oct. 31, 2015	Year Ended Oct. 31, 2014
Net Asset Value, Beginning of Year	\$ 11.79	\$ 12.09	\$ 11.54	\$ 11.75	\$ 11.84
Income From Investment Operations					
Net Investment Income (Loss)#	0.35	0.25	0.16	0.06	0.22
Net Gains (Losses) on Securities (Realized and Unrealized)	(0.52)	(0.29)	0.53	(0.17)	(0.06)
Total From Investment Operations	(0.17)	(0.04)	0.69	(0.11)	0.16
Less Distributions					
Net Investment Income	(0.37)	(0.23)	(0.13)	(0.07)	(0.25)
Net Realized Gains	—	(0.03)	(0.01)	(0.03)	—
Total Distributions	(0.37)	(0.26)	(0.14)	(0.10)	(0.25)
Net Asset Value, End of Year	\$ 11.25	\$ 11.79	\$ 12.09	\$ 11.54	\$ 11.75
Total Return	(1.53)%	(0.26)%	5.96%	(0.98)%	1.38%
Net Assets, End of Year (thousands)	\$4,491,326	\$4,359,301	\$3,514,067	\$2,982,898	\$2,722,146
Ratio of Expenses to Average Net Assets	0.12%	0.12%	0.12%	0.12%	0.12%
Ratio of Expenses to Average Net Assets (Excluding Fees (Waived), (Expenses Reimbursed), and/or Previously Waived Fees Recovered by Advisor)	0.12%	0.12%	0.12%	0.12%	0.12%
Ratio of Net Investment Income to Average Net Assets	3.01%	2.14%	1.35%	0.54%	1.83%
Portfolio Turnover Rate	24%	16%	19%	12%	25%

Computed using average shares outstanding.

DFA Investment Dimensions Group Inc.

Financial Highlights

(For a share outstanding throughout each period)

	DFA Short-Duration Real Return Portfolio				
	Year Ended Oct. 31, 2018	Year Ended Oct. 31, 2017	Year Ended Oct. 31, 2016	Year Ended Oct. 31, 2015	Period Nov. 5, 2013** to Oct. 31, 2014
Net Asset Value, Beginning of Period	\$ 10.02	\$ 10.02	\$ 9.79	\$ 10.00	\$ 10.00
Income from Investment Operations					
Net Investment Income (Loss)#	0.18	0.17	0.17	0.14	0.11
Net Gains (Losses) on Securities (Realized and Unrealized)	(0.11)	(0.03)	0.18	(0.26)	(0.09)
Total from Investment Operations	0.07	0.14	0.35	(0.12)	0.02
Less Distributions					
Net Investment Income	(0.17)	(0.14)	(0.12)	(0.09)	(0.02)
Net Realized Gains	—	—	—	—	—
Total Distributions	(0.17)	(0.14)	(0.12)	(0.09)	(0.02)
Net Asset Value, End of Period	\$ 9.92	\$ 10.02	\$ 10.02	\$ 9.79	\$ 10.00
Total Return	0.70%	1.42%	3.67%	(1.14)%	0.20%†
Net Assets, End of Period (thousands)	\$1,441,718	\$1,130,418	\$914,956	\$ 784,996	\$632,077
Ratio of Expenses to Average Net Assets	0.23%	0.24%	0.24%	0.24%	0.24%@^
Ratio of Expenses to Average Net Assets (Excluding Fees (Waived), (Expenses Reimbursed), and/or Previously Waived Fees Recovered by Advisor)	0.23%	0.23%	0.23%	0.23%	0.31%@^
Ratio of Net Investment Income to Average Net Assets	1.78%	1.72%	1.68%	1.38%	1.12%@^
Portfolio Turnover Rate	39%	35%	62%	30%	138%†

Computed using average shares outstanding.

^ Annualized.

† Non-annualized.

** Commencement of operations.

@ Because of the commencement of operations and related preliminary transaction costs, these ratios are not necessarily indicative of future ratios.

DFA Investment Dimensions Group Inc.

Financial Highlights

(For a share outstanding throughout each period)

	DFA Municipal Real Return Portfolio			
	Year Ended Oct. 31, 2018	Year Ended Oct. 31, 2017	Year Ended Oct. 31, 2016	Period Nov. 4, 2014** to Oct. 31, 2015
Net Asset Value, Beginning of Period	\$ 9.94	\$ 9.93	\$ 9.72	\$ 10.00
Income from Investment Operations				
Net Investment Income (Loss)#	0.15	0.13	0.12	0.11
Net Gains (Losses) on Securities (Realized and Unrealized)	(0.23)	0.01	0.21	(0.31)
Total from Investment Operations	(0.08)	0.14	0.33	(0.20)
Less Distributions				
Net Investment Income	(0.15)	(0.13)	(0.12)	(0.08)
Net Realized Gains	—	—	—	—
Total Distributions	(0.15)	(0.13)	(0.12)	(0.08)
Net Asset Value, End of Period	\$ 9.71	9.94	\$ 9.93	\$ 9.72
Total Return	(0.86)%	1.42%	3.40%	(1.98)%†
Net Assets, End of Period (thousands)	\$865,710	\$716,821	\$473,985	\$184,238
Ratio of Expenses to Average Net Assets	0.23%	0.23%	0.26%	0.27%^*
Ratio of Expenses to Average Net Assets (Excluding Fees (Waived), (Expenses Reimbursed), and/or Previously Waived Fees Recovered by Advisor)	0.24%	0.24%	0.24%	0.35%^*
Ratio of Net Investment Income to Average Net Assets	1.51%	1.34%	1.19%	1.12%^*
Portfolio Turnover Rate	8%	4%	0%	0%†

Computed using average shares outstanding.

^ Annualized.

† Non-annualized.

* Because of commencement of operations and related preliminary transaction costs, these ratios are not necessarily indicative of future ratios.

** Commencement of operations.

DFA Investment Dimensions Group Inc.

Financial Highlights

(For a share outstanding throughout each period)

	DFA California Municipal Real Return Portfolio
	Period Nov. 1, 2017** to Oct. 31, 2018
Net Asset Value, Beginning of Period.	\$ 10.00
Income from Investment Operations	
Net Investment Income (Loss)#	0.13
Net Gains (Losses) on Securities (Realized and Unrealized)	(0.22)
Total from Investment Operations	(0.09)
Less Distributions:	
Net Investment Income	(0.11)
Total Distributions	(0.11)
Net Asset Value, End of Period	\$ 9.80
Total Return	(0.86)%†
Net Assets, End of Period (thousands)	\$122,368
Ratio of Expenses to Average Net Assets	0.30%^*
Ratio of Expenses to Average Net Assets (Excluding Fees (Waived), (Expenses Reimbursed), and/or Previously Waived Fees Recovered by Advisor and Fees Paid Indirectly)	0.32%^*
Ratio of Net Investment Income to Average Net Assets	1.31%^*
Portfolio Turnover Rate	2%†

Computed using average shares outstanding.

^ Annualized.

† Non-annualized.

* Because of commencement of operations and related preliminary transaction costs, these ratios are not necessarily indicative of future ratios.

** Commencement of operations.

DFA Investment Dimensions Group Inc.

Financial Highlights

(For a share outstanding throughout each period)

	DFA Municipal Bond Portfolio			
	Year Ended Oct. 31, 2018	Year Ended Oct. 31, 2017	Year Ended Oct. 31, 2016	Period March 10, 2015** to Oct. 31, 2015
Net Asset Value, Beginning of Period	\$ 10.18	\$ 10.22	\$ 10.12	\$ 10.00
Income from Investment Operations				
Net Investment Income (Loss)#	0.14	0.12	0.12	0.09
Net Gains (Losses) on Securities (Realized and Unrealized)	(0.23)	(0.04)	0.10	0.09
Total from Investment Operations	(0.09)	0.08	0.22	0.18
Less Distributions				
Net Investment Income	(0.13)	(0.12)	(0.12)	(0.06)
Net Realized Gains		—	—	—
Total Distributions	(0.13)	(0.12)	(0.12)	(0.06)
Net Asset Value, End of Period	\$ 9.96	\$ 10.18	\$ 10.22	\$ 10.12
Total Return	(0.84)%	0.76%	2.22%	1.83%†
Net Assets, End of Period (thousands)	\$453,447	\$351,938	\$220,721	\$100,315
Ratio of Expenses to Average Net Assets	0.23%	0.23%	0.23%	0.23% ^{^*}
Ratio of Expenses to Average Net Assets (Excluding Fees (Waived), (Expenses Reimbursed), and/or Previously Waived Fees Recovered by Advisor)	0.24%	0.24%	0.25%	0.37% ^{^*}
Ratio of Net Investment Income to Average Net Assets	1.38%	1.17%	1.13%	1.31% ^{^*}
Portfolio Turnover Rate	11%	8%	2%	2%†

Computed using average shares outstanding.

[^] Annualized.

† Non-annualized.

* Because of commencement of operations and related preliminary transaction costs, these ratios are not necessarily indicative of future ratios.

** Commencement of operations.

DFA Investment Dimensions Group Inc.

Financial Highlights

(For a share outstanding throughout each period)

	DFA Short-Term Municipal Bond Portfolio Institutional Class Shares				
	Year Ended Oct. 31, 2018	Year Ended Oct. 31, 2017	Year Ended Oct. 31, 2016	Year Ended Oct. 31, 2015	Year Ended Oct. 31, 2014
Net Asset Value, Beginning of Year	\$ 10.18	\$ 10.21	\$ 10.24	\$ 10.23	\$ 10.23
Income From Investment Operations					
Net Investment Income (Loss)#	0.11	0.10	0.09	0.09	0.09
Net Gains (Losses) on Securities (Realized and Unrealized)	(0.08)	(0.03)	(0.02)	0.01	—
Total From Investment Operations	0.03	0.07	0.07	0.10	0.09
Less Distributions					
Net Investment Income	(0.11)	(0.10)	(0.10)	(0.09)	(0.09)
Net Realized Gains	—	—	—	—	—
Total Distributions	(0.11)	(0.10)	(0.10)	(0.09)	(0.09)
Net Asset Value, End of Year	\$ 10.10	\$ 10.18	\$ 10.21	\$ 10.24	\$ 10.23
Total Return	0.28%	0.67%	0.68%	1.00%	0.87%
Net Assets, End of Year (thousands)	\$2,553,257	\$2,531,941	\$2,103,981	\$2,199,837	\$2,206,915
Ratio of Expenses to Average Net Assets	0.22%	0.22%	0.22%	0.22%	0.22%
Ratio of Expenses to Average Net Assets (Excluding Fees (Waived), (Expenses Reimbursed), and/or Previously Waived Fees Recovered by Advisor and Fees Paid Indirectly)	0.22%	0.22%	0.22%	0.22%	0.22%
Ratio of Net Investment Income to Average Net Assets	1.08%	0.96%	0.92%	0.90%	0.88%
Portfolio Turnover Rate	31%	16%	11%	18%	30%

Computed using average shares outstanding.

DFA Investment Dimensions Group Inc.

Financial Highlights

(For a share outstanding throughout each period)

	DFA Intermediate-Term Municipal Bond Portfolio Institutional Class Shares				
	Year Ended Oct. 31, 2018	Year Ended Oct. 31, 2017	Year Ended Oct. 31, 2016	Year Ended Oct. 31, 2015	Year Ended Oct. 31, 2014
Net Asset Value, Beginning of Period	\$ 10.19	\$ 10.25	\$ 10.17	\$ 10.10	\$ 9.84
Income From Investment Operations					
Net Investment Income (Loss)#	0.15	0.14	0.14	0.15	0.17
Net Gains (Losses) on Securities (Realized and Unrealized)	(0.26)	(0.06)	0.09	0.06	0.25
Total From Investment Operations	(0.11)	0.08	0.23	0.21	0.42
Less Distributions					
Net Investment Income	(0.15)	(0.14)	(0.15)	(0.14)	(0.16)
Total Distributions	(0.15)	(0.14)	(0.15)	(0.14)	(0.16)
Net Asset Value, End of Period	\$ 9.93	\$ 10.19	\$ 10.25	\$ 10.17	\$ 10.10
Total Return	(1.08)%	0.75%	2.23%	2.13%	4.34%
Net Assets, End of Period (thousands)	\$1,782,680	\$1,667,648	\$1,264,647	\$910,481	\$508,722
Ratio of Expenses to Average Net Assets	0.22%	0.23%	0.23%	0.23%	0.23%
Ratio of Expenses to Average Net Assets (Excluding Fees (Waived), (Expenses Reimbursed), and/or Previously Waived Fees Recovered by Advisor and Fees Paid Indirectly)	0.22%	0.23%	0.22%	0.23%	0.24%
Ratio of Net Investment Income to Average Net Assets	1.51%	1.35%	1.34%	1.47%	1.69%
Portfolio Turnover Rate	6%	4%	3%	1%	4%

Computed using average shares outstanding.

DFA Investment Dimensions Group Inc.

Financial Highlights

(For a share outstanding throughout each period)

	DFA California Short-Term Municipal Bond Portfolio Institutional Class Shares				
	Year Ended Oct. 31, 2018	Year Ended Oct. 31, 2017	Year Ended Oct. 31, 2016	Year Ended Oct. 31, 2015	Year Ended Oct. 31, 2014
Net Asset Value, Beginning of Year	\$ 10.31	\$ 10.33	\$ 10.34	\$ 10.33	\$ 10.31
Income From Investment Operations					
Net Investment Income (Loss)#	0.11	0.09	0.09	0.08	0.09
Net Gains (Losses) on Securities (Realized and Unrealized)	(0.09)	(0.02)	(0.01)	0.01	0.01
Total From Investment Operations	0.02	0.07	0.08	0.09	0.10
Less Distributions					
Net Investment Income	(0.10)	(0.09)	(0.09)	(0.08)	(0.08)
Total Distributions	(0.10)	(0.09)	(0.09)	(0.08)	(0.08)
Net Asset Value, End of Year	\$ 10.23	\$ 10.31	\$ 10.33	\$ 10.34	\$ 10.33
Total Return	0.22%	0.68%	0.79%	0.87%	1.02%
Net Assets, End of Year (thousands)	\$1,185,733	\$1,031,539	\$880,209	\$825,484	\$703,773
Ratio of Expenses to Average Net Assets	0.22%	0.22%	0.22%	0.22%	0.22%
Ratio of Expenses to Average Net Assets (Excluding Fees (Waived), (Expenses Reimbursed), and/or Previously Waived Fees Recovered by Advisor)	0.22%	0.22%	0.22%	0.22%	0.22%
Ratio of Net Investment Income to Average Net Assets	1.02%	0.88%	0.84%	0.78%	0.83%
Portfolio Turnover Rate	39%	19%	20%	23%	22%

Computed using average shares outstanding.

DFA Investment Dimensions Group Inc.

Financial Highlights

(For a share outstanding throughout each period)

	DFA California Intermediate-Term Municipal Bond Portfolio Institutional Class Shares				
	Year Ended Oct. 31, 2018	Year Ended Oct. 31, 2017	Year Ended Oct. 31, 2016	Year Ended Oct. 31, 2015	Year Ended Oct. 31, 2014
Net Asset Value, Beginning of Period	\$ 10.58	\$ 10.62	\$ 10.56	\$ 10.47	\$ 10.16
Income From Investment Operations					
Net Investment Income (Loss)#	0.15	0.14	0.15	0.17	0.18
Net Gains (Losses) on Securities (Realized and Unrealized)	(0.25)	(0.04)	0.07	0.08	0.30
Total From Investment Operations	(0.10)	0.10	0.22	0.25	0.48
Less Distributions					
Net Investment Income	(0.15)	(0.14)	(0.16)	(0.16)	(0.17)
Net Realized Gains	—	—	—	—	—
Total Distributions	(0.15)	(0.14)	(0.16)	(0.16)	(0.17)
Net Asset Value, End of Period	\$ 10.33	\$ 10.58	\$ 10.62	\$ 10.56	\$ 10.47
Total Return	(0.96)%	0.97%	2.10%	2.46%	4.82%
Net Assets, End of Period (thousands)	\$435,549	\$347,302	\$255,893	\$196,624	\$140,424
Ratio of Expenses to Average Net Assets	0.23%	0.23%	0.23%	0.23%	0.23%
Ratio of Expenses to Average Net Assets (Excluding Fees (Waived), (Expenses Reimbursed), and/or Previously Waived Fees Recovered by Advisor)	0.23%	0.23%	0.23%	0.23%	0.24%
Ratio of Net Investment Income to Average Net Assets	1.45%	1.36%	1.42%	1.59%	1.75%
Portfolio Turnover Rate	7%	7%	4%	2%	14%

Computed using average shares outstanding.

DFA Investment Dimensions Group Inc.

Financial Highlights

(For a share outstanding throughout each period)

	DFA MN Municipal Bond Portfolio	
	Year Ended Oct. 31, 2018	Period July 25, 2017** to Oct. 31, 2017
Net Asset Value, Beginning of Period	\$ 9.95	\$ 10.00
Income from Investment Operations		
Net Investment Income (Loss)#	0.11	0.02
Net Gains (Losses) on Securities (Realized and Unrealized)	(0.22)	(0.05)
Total from Investment Operations	(0.11)	(0.03)
Less Distributions		
Net Investment Income	(0.11)	(0.02)
Net Realized Gains	—	—
Total Distributions	(0.11)	(0.02)
Net Asset Value, End of Period	\$ 9.73	\$ 9.95
Total Return	(1.16)%	(0.28)%†
Net Assets, End of Period (thousands)	\$66,318	\$61,259
Ratio of Expenses to Average Net Assets	0.32%	0.24%^*
Ratio of Expenses to Average Net Assets (Excluding Fees (Waived), (Expenses Reimbursed), and/or Previously Waived Fees Recovered by Advisor)	0.38%	0.37%^*
Ratio of Net Investment Income to Average Net Assets	1.09%	0.96%^*
Portfolio Turnover Rate	14%	0%†

Computed using average shares outstanding.

^ Annualized.

† Non-annualized.

* Because of commencement of operations and related preliminary transaction costs, these ratios are not necessarily indicative of future ratios.

** Commencement of operations.

DFA Investment Dimensions Group Inc.

Financial Highlights

(For a share outstanding throughout each period)

	DFA NY Municipal Bond Portfolio			
	Year Ended Oct. 31, 2018	Year Ended Oct. 31, 2017	Year Ended Oct. 31, 2016	Period June 16, 2015 ** to Oct. 31, 2015
Net Asset Value, Beginning of Period	\$ 10.24	\$ 10.25	\$ 10.14	\$ 10.00
Income from Investment Operations				
Net Investment Income (Loss)#	0.12	0.11	0.11	0.05
Net Gains (Losses) on Securities (Realized and Unrealized)	(0.14)	(0.01)	0.12	0.12
Total from Investment Operations	(0.02)	0.10	0.23	0.17
Less Distributions				
Net Investment Income	(0.12)	(0.11)	(0.12)	(0.03)
Net Realized Gains	—	—	—	—
Total Distributions	(0.12)	(0.11)	(0.12)	(0.03)
Net Asset Value, End of Period	\$ 10.10	\$ 10.24	\$ 10.25	\$ 10.14
Total Return	(0.20)%	0.94%	2.29%	1.75%†
Net Assets, End of Period (thousands)	\$100,432	\$91,204	\$57,581	\$28,985
Ratio of Expenses to Average Net Assets	0.25%	0.25%	0.25%	0.25%^*
Ratio of Expenses to Average Net Assets (Excluding Fees (Waived), (Expenses Reimbursed), and/or Previously Waived Fees Recovered by Advisor)	0.25%	0.25%	0.34%	0.51%^*
Ratio of Net Investment Income to Average Net Assets	1.20%	1.06%	1.10%	1.25%^*
Portfolio Turnover Rate	27%	15%	1%	0%

Computed using average shares outstanding.

^ Annualized.

† Non-annualized.

* Because of commencement of operations and related preliminary transaction costs, these ratios are not necessarily indicative of future ratios.

** Commencement of operations.

[THIS PAGE INTENTIONALLY LEFT BLANK]

[THIS PAGE INTENTIONALLY LEFT BLANK]

Other Available Information

You can find more information about the Fund and its Portfolios in the Fund's SAI and Annual and Semi-Annual Reports.

Statement of Additional Information

The SAI, incorporated herein by reference, supplements, and is technically part of, this Prospectus. It includes an expanded discussion of investment practices, risks, and fund operations.

Annual and Semi-Annual Reports to Shareholders

These reports focus on Portfolio holdings and performance.

The Annual Report also discusses the market conditions and investment strategies that significantly affected the Portfolios in their last fiscal year.

How to get these and other materials:

- Your investment advisor—you are a client of an investment advisor who has invested in the Portfolios on your behalf.
- The Fund—you represent an institutional investor, registered investment advisor or other qualifying investor. Call collect at (512) 306-7400.
- Access them on our Web site at <http://us.dimensional.com>.
- Access them on the EDGAR Database on the SEC's Internet site at <http://www.sec.gov>.
- Obtain them, after paying a duplicating fee, by electronic request at the following e-mail address: publicinfo@sec.gov.

DFA Investment Dimensions Group Inc. (all other Portfolios)—Registration No. 811-3258

Dimensional Investment Group Inc. (DFA Two-Year Fixed Income Portfolio and DFA Two-Year Government Portfolio)—Registration No. 811-6067

Dimensional Fund Advisors LP
6300 Bee Cave Road, Building One
Austin, TX 78746
(512) 306-7400

RRD022819-024

